

826953-5 ✓ ACTIVE

AMPMODU | [AMPMODU Headers](#)

TE Internal #: 826953-5

PCB Mount Header, Right Angle, Board-to-Board, 10 Position, 2.54 mm [.1 in] Centerline, Breakaway, Tin, Through Hole - Solder, Signal, AMPMODU Headers

[View on TE.com >](#)



Connectors > PCB Connectors > PCB Headers & Receptacles



PCB Connector Assembly Type: **PCB Mount Header**

PCB Mount Orientation: **Right Angle**

Connector System: **Board-to-Board**

Number of Positions: **10**

Number of Rows: **2**

Features

Product Type Features

| | |
|-----------------------------------|-----------------------|
| PCB Connector Assembly Type | PCB Mount Header |
| Connector System | Board-to-Board |
| Header Type | Breakaway |
| Sealable | No |
| Connector & Contact Terminates To | Printed Circuit Board |

Configuration Features

| | |
|----------------------------------|---------------|
| Connector Contact Load Condition | Fully Loaded |
| PCB Mount Orientation | Right Angle |
| Number of Positions | 10 |
| Number of Rows | 2 |
| Board-to-Board Configuration | Perpendicular |

Electrical Characteristics

| | |
|---------------------------------------|----------|
| Insulation Resistance | 5000 MΩ |
| Dielectric Withstanding Voltage (Max) | 750 Vrms |

Body Features

| | |
|-----------------------|-------|
| Primary Product Color | Green |
|-----------------------|-------|

Contact Features

| | |
|------------------------------|-----------------|
| Mating Square Post Dimension | .63 mm[.025 in] |
|------------------------------|-----------------|



| | |
|---|------------------|
| PCB Contact Termination Area Plating Material Thickness | 2 µm |
| Contact Shape & Form | Square |
| Contact Underplating Material | Nickel |
| PCB Contact Termination Area Plating Material | Tin |
| Contact Base Material | Phosphor Bronze |
| Contact Mating Area Plating Material | Tin |
| Contact Mating Area Plating Material Thickness | 3 µm[118.11 µin] |
| Contact Type | Pin |
| Contact Current Rating (Max) | 5 A |

Termination Features

| | |
|---|-----------------------|
| Square Termination Post & Tail Dimension | .63 mm[.025 in] |
| Termination Post & Tail Length | 3.2 mm[.126 in] |
| Termination Method to Printed Circuit Board | Through Hole - Solder |

Mechanical Attachment

| | |
|-------------------------|-------------|
| Mating Alignment | Without |
| PCB Mount Retention | Without |
| PCB Mount Alignment | Without |
| Connector Mounting Type | Board Mount |

Housing Features

| | |
|--------------------|----------------|
| Centerline (Pitch) | 2.54 mm[.1 in] |
| Housing Material | PBT |

Dimensions

| | |
|-----------------------------|------------------|
| Row-to-Row Spacing | 2.54 mm[.1 in] |
| PCB Thickness (Recommended) | 1.57 mm[.062 in] |

Usage Conditions

| | |
|-----------------------------|----------------------------|
| Housing Temperature Rating | Standard |
| Operating Temperature Range | -65 – 105 °C[-85 – 221 °F] |

Operation/Application

| | |
|---------------------|--------|
| Circuit Application | Signal |
|---------------------|--------|

Industry Standards

| | |
|------------------------|----------|
| UL Flammability Rating | UL 94V-0 |
|------------------------|----------|

Packaging Features



| | |
|--------------------|--------|
| Packaging Quantity | 300 |
| Packaging Type | Carton |

Product Compliance

[For compliance documentation, visit the product page on TE.com>](#)

| | |
|---|--|
| EU RoHS Directive 2011/65/EU | Compliant |
| EU ELV Directive 2000/53/EC | Compliant |
| China RoHS 2 Directive MIIT Order No 32, 2016 | No Restricted Materials Above Threshold |
| EU REACH Regulation (EC) No. 1907/2006 | Current ECHA Candidate List: JUNE 2023 (235) Candidate List Declared Against: JAN 2023 (233) Does not contain REACH SVHC |
| Halogen Content | Not Low Halogen - contains Br or Cl > 900 ppm. |
| Solder Process Capability | Wave solder capable to 265°C |

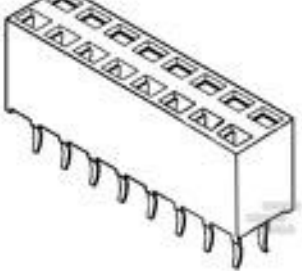
Product Compliance Disclaimer

This information is provided based on reasonable inquiry of our suppliers and represents our current actual knowledge based on the information they provided. This information is subject to change. The part numbers that TE has identified as EU RoHS compliant have a maximum concentration of 0.1% by weight in homogenous materials for lead, hexavalent chromium, mercury, PBB, PBDE, DBP, BBP, DEHP, DIBP, and 0.01% for cadmium, or qualify for an exemption to these limits as defined in the Annexes of Directive 2011/65/EU (RoHS2). Finished electrical and electronic equipment products will be CE marked as required by Directive 2011/65/EU. Components may not be CE marked. Additionally, the part numbers that TE has identified as EU ELV compliant have a maximum concentration of 0.1% by weight in homogenous materials for lead, hexavalent chromium, and mercury, and 0.01% for cadmium, or qualify for an exemption to these limits as defined in the Annexes of Directive 2000/53/EC (ELV). Regarding the REACH Regulation, the information TE provides on SVHC in articles for this part number is based on the latest European Chemicals Agency (ECHA) 'Guidance on requirements for substances in articles' posted at this URL: <https://echa.europa.eu/guidance-documents/guidance-on-reach>

Compatible Parts



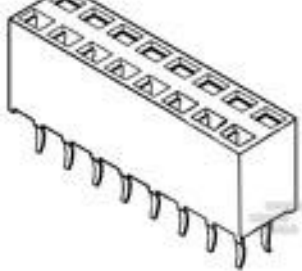
TE Part # 925367-5
MOD 4 REC. HSG 2X05P




TE Part # 215310-5
2X5P HV100 REC CON. TE, 8.5MM, TIN



TE Part # 1355347-5
2x5P HV100 REC. CON, SMD, TIN, BLISTER



TE Part # 215308-5
2X 5P HV100 REC CON. TE, 7.0MM, TIN



TE Part # 216603-5
2X 5P HV190FEDERLEI

Also in the Series | AMPMODU Headers




PCB Connector Mounting(1)



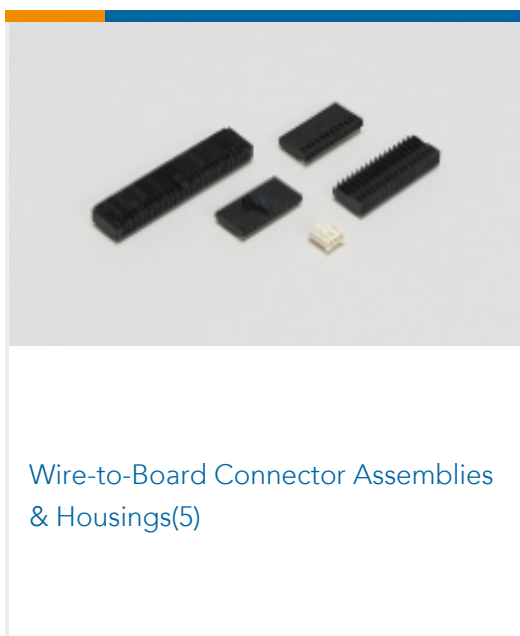
PCB Connector Shrouds(1)




PCB Headers & Receptacles(4875)



PCB Latches, Locks & Retainers(1)



Wire-to-Board Connector Assemblies & Housings(5)



Wire-to-Board Connector Contacts(65)

Customers Also Bought



TE Part #3-1879233-1
SMD Power Resistor: 7 Watt, 0.10-500 Ohm



TE Part #2-2176231-5
3522 100R 1% 3W



TE Part #6-1676481-9
CPF 0603 4K7 0.1% 25PPM 1K RL



TE Part #1623232-1
CRG0805 1% 470R



TE Part #2-534206-0
40 MODII VRT DR CE 100/115



TE Part #9-2176404-5
3550 100R 5%



TE Part #1-2176429-2
MPT100 6R8 5%



Documents

Product Drawings

[5P MOD2 STIFT LEI](#)

English

[5P MOD2 STIFT LEI](#)

English

CAD Files

[3D PDF](#)

3D

Customer View Model

[ENG_CVM_CVM_826953-5_M.2d_dxf.zip](#)

English

Customer View Model

[ENG_CVM_CVM_826953-5_M.3d_igs.zip](#)

English

Customer View Model

[ENG_CVM_CVM_826953-5_M.3d_stp.zip](#)

English

By downloading the CAD file I accept and agree to the [Terms and Conditions](#) of use.

Product Environmental Compliance

[TE Material Declaration](#)

English

Agency Approvals

[UL Report](#)

English