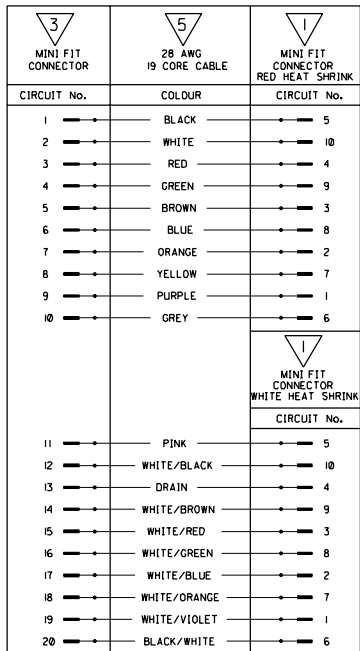


BILL OF MATERIALS

NO.	QTY	SUPPLIER	DESCRIPTION	PART No.	NOTE
1	2	MOLEX	MINI FIT CONNECTOR	43025-1000	
2	20	MOLEX	FEMALE TERMINAL	43030-0004	
3	1	MOLEX	PANELMATE WIRE TO BOARD HOUSING	51146-2000	
4	20	MOLEX	CRIMP TERMINAL	50641-8041	
5	1	MOLEX	28 AWG, 19 CORE CABLE	99036-0271	3
6	1	MOLEX	6.4mm BORE HEAT SHRINK RED	90848-0407	
7	1	MOLEX	6.4mm BORE HEAT SHRINK WHITE	90848-0408	
8	2	MOLEX	1.2mm BORE HEAT SHRINK BLACK	90848-0005	3
9	1	MOLEX	6.4mm BORE HEAT SHRINK BLACK	90848-0019	

WIRING DIAGRAM:



5 CABLE SPECIFICATION:

CABLE TYPE: FLAT SPIRAL CABLE RIBBON ROUND OTHER

NO. OF CONDUCTORS: YES NO

2. CABLE REQUIREMENTS: N/A

3. CONDUCTOR SPECIFICATIONS:

CONDUCTOR NO.	CLOURS
1 - 19	1. BLACK 2. WHITE 3. RED 4. GREEN 5. BROWN 6. BLUE 7. ORANGE 8. YELLOW 9. PURPLE 10. GREY 11. PINK 12. WHITE/BLACK 13. WHITE/BROWN 14. WHITE/RED 15. WHITE/GREEN 16. WHITE/BLUE 17. WHITE/ORANGE 18. WHITE/VIOLET 19. BLACK/WHITE

INSULATION: PVC
MIN. WALL THICKNESS: 0.20
MATERIAL: SEE CABLE DIAGRAM
OUTSIDE DIAMETER: 0.78 ± 0.05
DIRECTION OF LAY: TBD
LENGTH OF LAY: TBD
UL RATING: TBD

4. FILLER: ENOUGH TO MAKE CABLE ROUND

5. SEPARATOR: POLYESTER FILM BETWEEN CORES & DRAIN WIRE

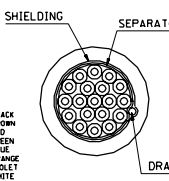
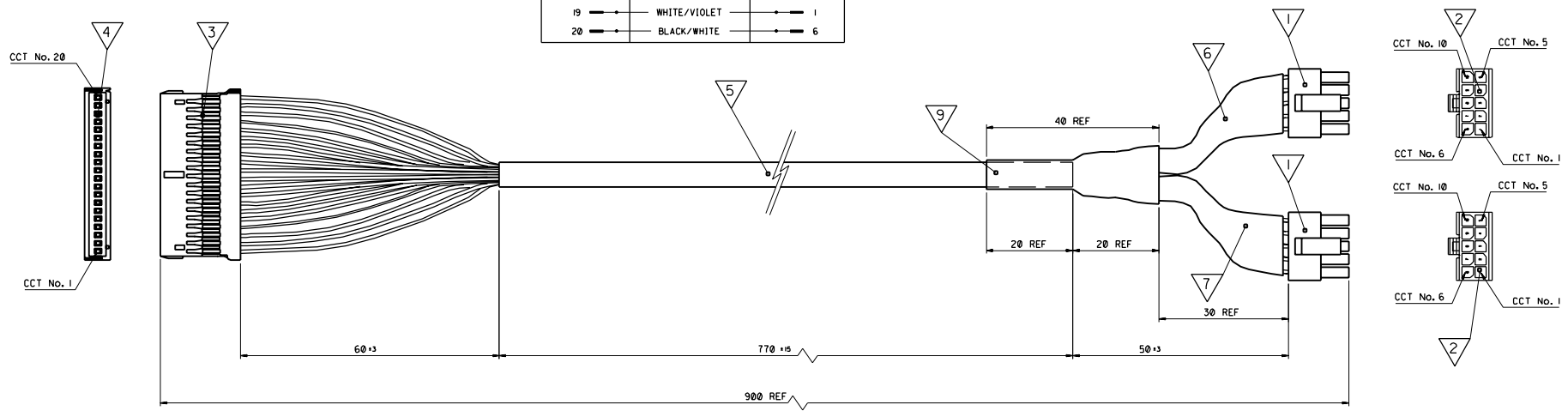
6. SHIELD: FOIL TYPE: ALUMINUM POLYESTER
FOIL FACING: SILVER SIDE IN

7. DRAIN WIRE: GAUGE: 28
STRANDING REQUIREMENT: DRAIN WIRE TO BE BETWEEN POLYESTER FILM & FOIL

8. SPIRAL/BRAID: GAUGE: N/A
COPPER TYPE: N/A
COVERAGE: N/A

9. CABLE JACKET: TYPE: PVC
FINAL DIAMETER: 5.50 ± 0.20
MIN. THICKNESS: 0.60
COLOUR: BLACK
FINISH: MATT
UL RATING: N/A
HARDNESS: N/A
STRIPABILITY: ENDSURE 75mm OF JACKET CAN BE EASILY DEMANTLED BETWEEN THUMB & FOREFINGER
MARKINGS: TBD

10. PACKAGING: SEE PACKAGING SPECIFICATION ESTABLISHED BY LOCAL PURCHASING AND MANUFACTURING DEPARTMENTS.

- NOTES:
- HARNESS TO BE 100% ELECTRICALLY TESTED.
 - SUPPLIER OR CUSTOMER APPROVED EQUIVALENT.
 - COVER DRAIN WIRE WITH HEAT SHRINK.
 - PACKAGING: PARTS ARE TO BE PACKED LOOSELY IN BOXES.

UPDATE DIMS & H/S EC No. 2001-0312 DRAWING: RYAN 00/02/03 CHK: APPR:	QUALITY SYMBOLS MAJOR: <input checked="" type="checkbox"/> CRITICAL: <input checked="" type="checkbox"/> C: <input checked="" type="checkbox"/>	GENERAL TOLERANCES: (UNLESS SPECIFIED) mm INCH 4 PLACES ±0. ±. 3 PLACES ±0. ±. 2 PLACES ±0. ±. 1 PLACE ±0. ±. ANGULAR: ± 1/2°	SCALE: 2 : 1 DESIGN UNITS: <input checked="" type="checkbox"/> mm <input type="checkbox"/> INCH DRAWN BY & DATE: D. RYAN 00/02/03 CHECKED BY & DATE: BENRIGHT 00/02/03 APPROVED BY & DATE: MWILHITE 00/02/03	DIMENSIONS: <input type="checkbox"/> mm <input type="checkbox"/> INCH <input checked="" type="checkbox"/> mm ONLY SHT: REV REVISION ON CAD ONLY
	TITLE: 20CKT MULTICORE CABLE HARNESS	MATERIAL NO. 92601-0069 DRAWING NO. SD-92601-134	SHEET NO. 1 OF 1 SIZE D	
	CAD FILENAME: MATEX INCORPORATED			
	DRAFT WHERE APPLICABLE MUST REMAIN WITHIN DIMENSIONS THIS DRAWING CONTAINS INFORMATION THAT IS PROPRIETARY TO MOLEX INCORPORATED AND SHOULD NOT BE USED WITHOUT WRITTEN PERMISSION.			