

**Data sheet | Item number: 733-207**

1-conductor male connector; CAGE CLAMP®; 0.5 mm<sup>2</sup>; Pin spacing 2.5 mm;  
7-pole; 100% protected against mismatching; 0,50 mm<sup>2</sup>; light gray

[www.wago.com/733-207](http://www.wago.com/733-207)



Subject to changes. Please also observe the further product documentation!

WAGO GmbH & Co. KG  
Hansastr. 27  
32423 Minden  
Phone: +49571 887-0 | Fax: +49571 887-169  
Email: [info.de@wago.com](mailto:info.de@wago.com) | Web: [www.wago.com](http://www.wago.com)

Do you have any questions about our products?  
We are always happy to take your call at +49 (571) 887-44222.



### Item description

- Universal connection for all conductor types
- Easy cable pre-assembly and on-unit wiring via vertical and horizontal CAGE CLAMP® actuation
- For wire-to-wire connections
- 100% protected against mismatching
- Coding option available

Subject to changes. Please also observe the further product documentation!



## Data

### Notes

#### Safety information

The *MCS – MULTI CONNECTION SYSTEM* includes connectors without breaking capacity in accordance with DIN EN 61984. When used as intended, these connectors must not be connected /disconnected when live or under load. When used as intended, these connectors must not be connected/disconnected when live or under load. The circuit design should ensure header pins, which can be touched, are not live when unmated.

#### Variants:

Other pole numbers  
Gold-plated or partially gold-plated contact surfaces  
Other versions (or variants) can be requested from WAGO Sales or configured at <https://configurator.wago.com/>.

## Electrical data

### Ratings per IEC/EN

Ratings per	IEC/EN 60664-1
Nominal voltage (III/3)	100 V
Rated impulse voltage (III/3)	2.5 kV
Rated voltage (III/2)	160 V
Rated impulse voltage (III/2)	2.5 kV
Nominal voltage (II/2)	320 V
Rated surge voltage (II/2)	2.5 kV
Rated current	6 A
Legend (ratings)	(III / 2) $\hat{=}$ Overvoltage category III / Pollution degree 2

### Ratings per UL

Approvals per	UL 1059
Rated voltage UL (Use Group B)	150 V
Rated current UL (Use Group B)	4 A

### Ratings per CSA

Approvals per	CSA
Rated voltage CSA (Use Group B)	150 V
Rated current CSA (Use Group B)	4 A

Subject to changes. Please also observe the further product documentation!

WAGO GmbH & Co. KG  
Hansastr. 27  
32423 Minden  
Phone: +49571 887-0 | Fax: +49571 887-169  
Email: [info.de@wago.com](mailto:info.de@wago.com) | Web: [www.wago.com](http://www.wago.com)

Do you have any questions about our products?  
We are always happy to take your call at +49 (571) 887-44222.



## Connection data

Connection points	7
Total number of potentials	7
Number of connection types	1
Number of levels	1

## Connection 1

Connection technology	CAGE CLAMP®
Actuation type	Operating tool
Actuation direction 1	Operation parallel to conductor entry
Actuation direction 2	Operation perpendicular to conductor entry
Solid conductor	0.08 ... 0.5 mm <sup>2</sup> / 28 ... 20 AWG
Fine-stranded conductor	0.08 ... 0.5 mm <sup>2</sup> / 28 ... 20 AWG
Fine-stranded conductor; with insulated ferrule	0.25 ... 0.34 mm <sup>2</sup>
Fine-stranded conductor; with uninsulated ferrule	0.25 ... 0.34 mm <sup>2</sup>
Strip length	5 ... 6 mm / 0.2 ... 0.24 inches
Pole number	7
Conductor entry direction to mating direction	0°

## Physical data

Pin spacing	2.5 mm / 0.098 inches
Width	20 mm / 0.787 inches
Height	11.8 mm / 0.465 inches
Depth	20.3 mm / 0.799 inches

## Mechanical Data

Variable coding	Yes
Anti-rotation protection	Yes

## Plug-in connection

Contact type (pluggable connector)	Male connector/plug
Connector (connection type)	for conductor
Mismating protection	Yes
Plugging without loss of pin spacing	No
Locking of plug-in connection	none

Subject to changes. Please also observe the further product documentation!



## Material Data

Note (material data)

Information on material specifications can be found here

Color	light gray
Material group	I
Insulation material	Polyamide (PA66)
Flammability class per UL94	V0
Clamping spring material	Chrome-nickel spring steel (CrNi)
Contact material	Electrolytic copper (E <sub>Cu</sub> )
Contact plating	Tin
Fire load	0.07 MJ
Weight	3.5 g

## Environmental requirements

Limit temperature range	-60 ... +100 °C
Processing temperature	-35 ... +60 °C

## Commercial data

Product Group	3 (Multi Conn. System)
eCl@ss 10.0	27-44-03-09
eCl@ss 9.0	27-44-03-09
ETIM 8.0	EC002638
ETIM 7.0	EC002638
PU (SPU)	100 pcs
Packaging type	box
Country of origin	PL
GTIN	4044918849586
Customs tariff number	85366930000

## Environmental Product Compliance

RoHS Compliance Status	Compliant, No Exemption
------------------------	-------------------------

## Approvals / Certificates

### General approvals

Subject to changes. Please also observe the further product documentation!

WAGO GmbH & Co. KG  
Hansastr. 27  
32423 Minden  
Phone: +49571 887-0 | Fax: +49571 887-169  
Email: [info.de@wago.com](mailto:info.de@wago.com) | Web: [www.wago.com](http://www.wago.com)

Do you have any questions about our products?  
We are always happy to take your call at +49 (571) 887-44222.



Logo	Approval	Additional Approval Text	Certificate name
	<b>CCA</b> DEKRA Certification B.V.	EN 61984	2169534.01
	<b>CCA</b> DEKRA Certification B.V.	IEC 61984	NL-31141
	<b>CSA</b> DEKRA Certification B.V.	C22.2	1465035
	<b>UL</b> UL International Germany GmbH	UL 1977	E45171
	<b>UR</b> Underwriters Laboratories Inc.	UL 1059	E45172

#### Declarations of conformity and manufacturer's declarations

Logo	Approval	Additional Approval Text	Certificate name
	<b>Railway</b> WAGO GmbH & Co. KG	-	Railway Ready

#### Approvals for marine applications

Logo	Approval	Additional Approval Text	Certificate name
	<b>ABS</b> American Bureau of Shipping	-	19-HG1869876-PDA
	<b>DNV GL</b> Det Norske Veritas, Germanischer Lloyd	-	TAE000016Z
	<b>LR</b> Lloyds Register	IEC 61984	96/20035 (E5)

#### Counterpart

<b>Item no.733-107</b> 1-conductor female connector; CAGE CLAMP®; 0.5 mm <sup>2</sup> ; Pin spacing 2.5 mm; 7-pole; 100% protected against mismatching; 0,50 mm <sup>2</sup> ; light gray	<a href="http://www.wago.com/733-107">www.wago.com/733-107</a>
<b>Item no.733-107/037-000</b> 1-conductor female connector; CAGE CLAMP®; 0.5 mm <sup>2</sup> ; Pin spacing 2.5 mm; 7-pole; 100% protected against mismatching; Lateral locking levers; 0,50 mm <sup>2</sup> ; light gray	<a href="http://www.wago.com/733-107/037-000">www.wago.com/733-107/037-000</a>

#### Optional accessories

##### Strain relief

Strain relief plate
<b>Item no.: 734-128</b>

Subject to changes. Please also observe the further product documentation!

WAGO GmbH & Co. KG  
Hansastr. 27  
32423 Minden  
Phone: +49571 887-0 | Fax: +49571 887-169  
Email: [info.de@wago.com](mailto:info.de@wago.com) | Web: [www.wago.com](http://www.wago.com)

Do you have any questions about our products?  
We are always happy to take your call at +49 (571) 887-44222.



Strain relief plate; for female and male connectors; 12.5 mm wide; 1 part; Pin spacing 3.5 mm; light gray [www.wago.com/734-128](http://www.wago.com/734-128)

## Testing and measuring

### Testing accessories

**Item no.: 735-500**

WAGO Test pin; 1 mm Ø; 30 V AC / 60 V DC; CAT0; 1 A; 6 mm uninsulated; Test lead for soldering up to 0,5mm<sup>2</sup> [www.wago.com/735-500](http://www.wago.com/735-500)

## Tool

### Operating tool

**Item no.: 210-251**

Operating tool; for MCS MICRO and MINI with CAGE CLAMP® connection; yellow

[www.wago.com/210-251](http://www.wago.com/210-251)

**Item no.: 210-719**

Operating tool; Blade: 2.5 x 0.4 mm; with a partially insulated shaft

[www.wago.com/210-719](http://www.wago.com/210-719)

**Item no.: 233-332**

Operating tool; made of insulating material; white

[www.wago.com/233-332](http://www.wago.com/233-332)

**Item no.: 233-331**

Operating tool; insulated; yellow

[www.wago.com/233-331](http://www.wago.com/233-331)

**Item no.: 233-335**

Operating tool; green

[www.wago.com/233-335](http://www.wago.com/233-335)

**Item no.: 733-191**

Operating tool; made of insulating material; 1-way; loose; yellow

[www.wago.com/733-191](http://www.wago.com/733-191)

**Item no.: 733-130**

Operating tool; made of insulating material; 1-way; loose; white

[www.wago.com/733-130](http://www.wago.com/733-130)

## Coding

### Coding

**Item no.: 733-330**

Coding key; snap-on type; white

[www.wago.com/733-330](http://www.wago.com/733-330)

**Item no.: 733-331**

Coding key; snap-on type; black

[www.wago.com/733-331](http://www.wago.com/733-331)

## Ferrule

### Ferrule

**Item no.: 216-132**

Ferrule; Sleeve for 0.34 mm<sup>2</sup> / AWG 24; uninsulated; electro-tin plated

[www.wago.com/216-132](http://www.wago.com/216-132)

**Item no.: 216-131**

Ferrule; Sleeve for 0.25 mm<sup>2</sup> / AWG 24; uninsulated; electro-tin plated; silver-colored

[www.wago.com/216-131](http://www.wago.com/216-131)

**Item no.: 216-152**

Ferrule; Sleeve for 0.34 mm<sup>2</sup> / AWG 24; uninsulated; electro-tin plated

[www.wago.com/216-152](http://www.wago.com/216-152)

**Item no.: 216-151**

Ferrule; Sleeve for 0.25 mm<sup>2</sup> / AWG 24; uninsulated; electro-tin plated

[www.wago.com/216-151](http://www.wago.com/216-151)

Subject to changes. Please also observe the further product documentation!

WAGO GmbH & Co. KG

Hansastr. 27

32423 Minden

Phone: +49571 887-0 | Fax: +49571 887-169

Email: [info.de@wago.com](mailto:info.de@wago.com) | Web: [www.wago.com](http://www.wago.com)

Do you have any questions about our products?

We are always happy to take your call at +49 (571) 887-44222.



**Item no.: 216-301**

Ferrule; Sleeve for 0.25 mm<sup>2</sup> / AWG 24; insulated; electro-tin plated; yellow

[www.wago.com/216-301](http://www.wago.com/216-301)

**Item no.: 216-321**

Ferrule; Sleeve for 0.25 mm<sup>2</sup> / AWG 24; insulated; electro-tin plated; yellow

[www.wago.com/216-321](http://www.wago.com/216-321)

**Item no.: 216-322**

Ferrule; Sleeve for 0.34 mm<sup>2</sup> / 22 AWG; insulated; electro-tin plated; light turquoise

[www.wago.com/216-322](http://www.wago.com/216-322)

**Item no.: 216-302**

Ferrule; Sleeve for 0.34 mm<sup>2</sup> / 22 AWG; insulated; electro-tin plated; light turquoise

[www.wago.com/216-302](http://www.wago.com/216-302)

## Downloads

### Documentation

#### Additional Information

2019 年4月3日

pdf  
2.0 MB

Download

## CAD/CAE-Data

### CAE data

ZUKEN Portal 733-207

URL

Download

EPLAN Data Portal 733-207

URL

Download

### CAD data

2D/3D Models 733-207

URL

Download

## Environmental Product Compliance

### Compliance Search

Environmental Product Compliance 733-207

URL

Download

1-conductor male connector; CAGE CLAMP®; 0.5 mm<sup>2</sup>; Pin spacing 2.5 mm; 7-pole;  
100% protected against mismatching; 0,50 mm<sup>2</sup>; light gray

## Installation Notes

### Mismatching protection

Subject to changes. Please also observe the further product documentation!

WAGO GmbH & Co. KG

Hansastr. 27

32423 Minden

Phone: +49571 887-0 | Fax: +49571 887-169

Email: [info.de@wago.com](mailto:info.de@wago.com) | Web: [www.wago.com](http://www.wago.com)

Do you have any questions about our products?

We are always happy to take your call at +49 (571) 887-44222.







Male headers and female connectors are 100% protected against mismatching.

Only mating halves with the same pole number can be connected.

#### Conductor termination



Inserting conductor via (2.5 x 0.4) mm screwdriver – CAGE CLAMP® actuation perpendicular to conductor entry.



Conductor termination via screwdriver (233-335) – parallel to CAGE CLAMP® actuation



Conductor termination via operating tool (733-191)


---

Subject to changes. Please also observe the further product documentation!



Conductor termination via operating tool (210-251)

#### Coding



Coding a male header – fitting coding key(s).


#### Marking



#### Installation

---

Subject to changes. Please also observe the further product documentation!



Strain relief plates for factory or in-the-field assembly

### Testing



Testing via 1 mm Ø test pin (735-500), touch contact.

### Product family

**MCS MICRO**

[Show all products from the family](#)

Subject to changes. Please also observe the further product documentation!