



Main

Range of Product	Telemecanique Cabling components
Accessory / separate part category	Cabling accessory
Accessory / Separate Part Type	Pre-wired connectors
Series name	Application

Complementary

Electrical connection	Elbowed female connector M12, 4 pins
Cable connector fixing	Screw-on
Collar material	Metal
Status LED	Without
Cable length	6.56 ft (2 m)
Cable outer diameter	0.23 in (5.9 mm)
Cable composition	4 x 0.34 mm ²
Wire insulation material	PUR shielded cable)
[Ue] rated operational voltage	250 V AC 300 V DC
Line Rated Current	4 A
Contact resistance	5000 μOhm
Minimum insulating resistance	1 GΩ
Net Weight	0.44 lb(US) (0.2 kg)

Environment

IP Degree of Protection	IP67 IP65
Ambient air temperature for operation	-13...176 °F (-25...80 °C) static
Ambient Air Temperature for Storage	-13...176 °F (-25...80 °C)




Ordering and shipping details

Category	22483-MACHINE CABLES
Discount Schedule	DS3
GTIN	3389119621762
Nbr. of units in pkg.	1
Package weight(Lbs)	3.92 oz (111.0 g)
Returnability	No
Country of origin	CZ

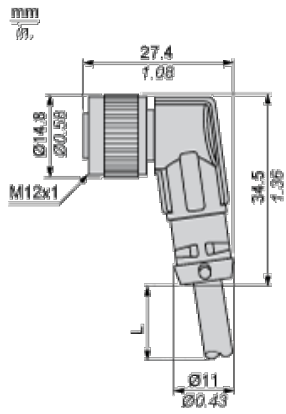
Packing Units

Unit Type of Package 1	PCE
Package 1 Height	0.59 in (1.5 cm)
Package 1 width	6.30 in (16 cm)
Package 1 Length	6.30 in (16 cm)
Unit Type of Package 2	S02
Number of Units in Package 2	15
Package 2 Weight	4.37 lb(US) (1.984 kg)
Package 2 Height	5.91 in (15 cm)
Package 2 width	11.81 in (30 cm)
Package 2 Length	15.75 in (40 cm)

Offer Sustainability

California proposition 65	WARNING: This product can expose you to chemicals including: Diisononyl phthalate (DINP), which is known to the State of California to cause cancer, and Di-isodecyl phthalate (DIDP), which is known to the State of California to cause birth defects or other reproductive harm. For more information go to www.P65Warnings.ca.gov
REACH Regulation	 REACH Declaration
EU RoHS Directive	Pro-active compliance (Product out of EU RoHS legal scope)  EU RoHS Declaration
Mercury free	Yes
RoHS exemption information	 Yes

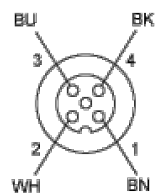
Dimensions



L : Length of cable

Connections and Schemes

Connector



BN : Brown
BK : Black
BU : Blue
WH : White