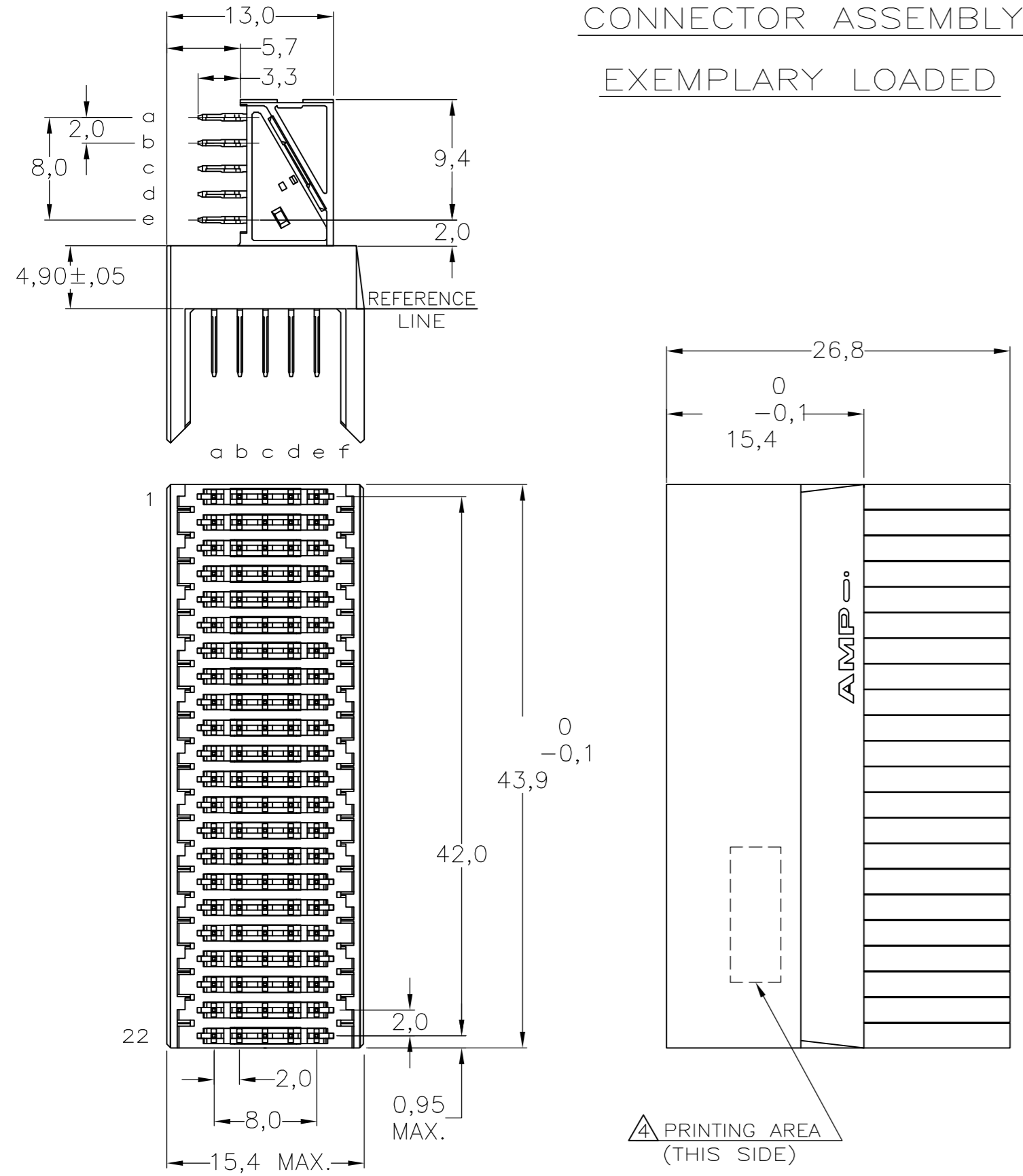


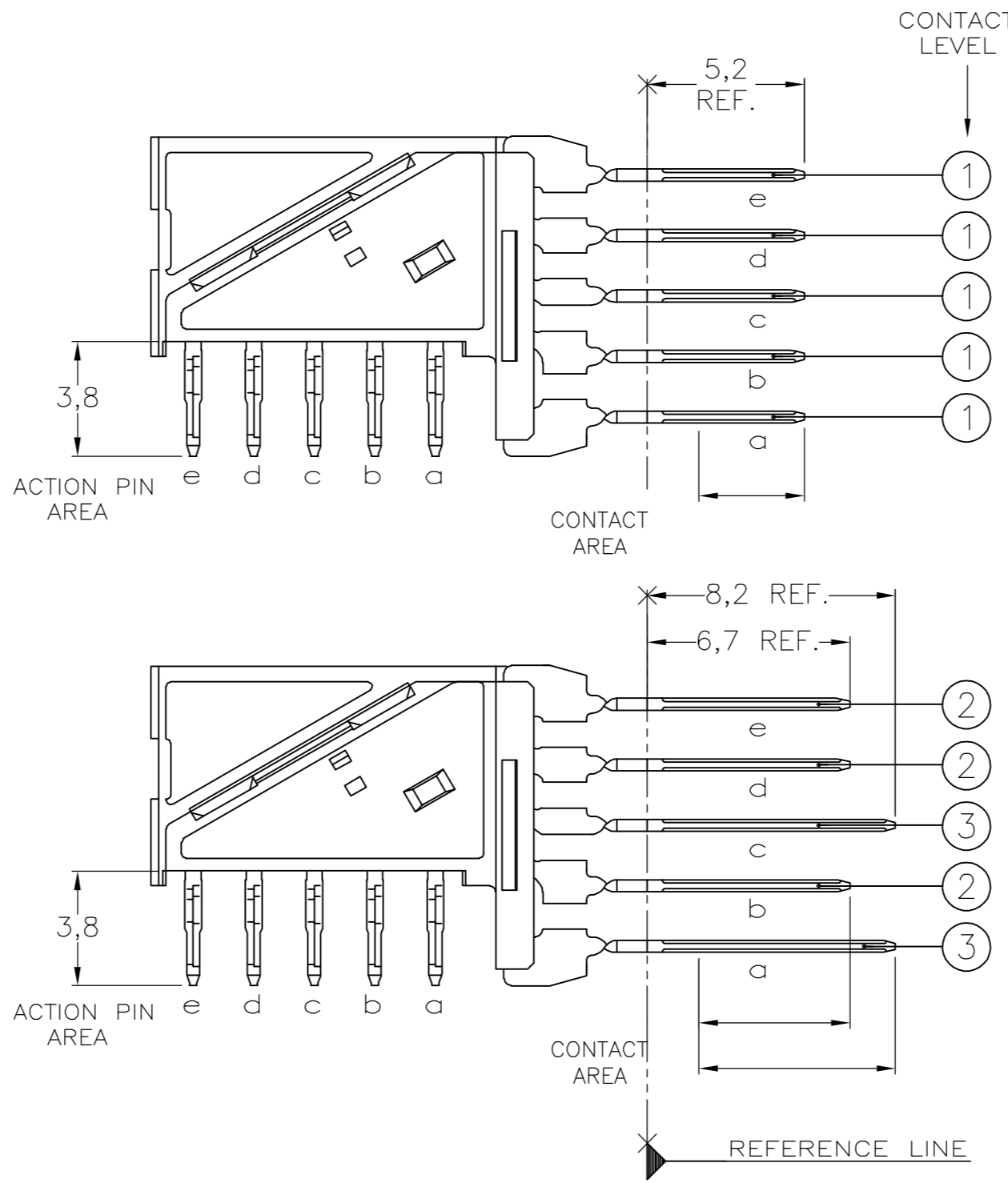
THIS DRAWING IS UNPUBLISHED. RELEASED FOR PUBLICATION
 © COPYRIGHT BY TYCO ELECTRONICS CORPORATION. ALL RIGHTS RESERVED.

LOC	DIST	REVISIONS			
P	LTR	DESCRIPTION	DATE	DWN	APVD
B		EHC0-0195-04	29-06-04	DvdB	BM
C		EH10-0680-05	06-06-05	BSV	BM
C1		ECR-06-002635	07-02-06	BSV	BM

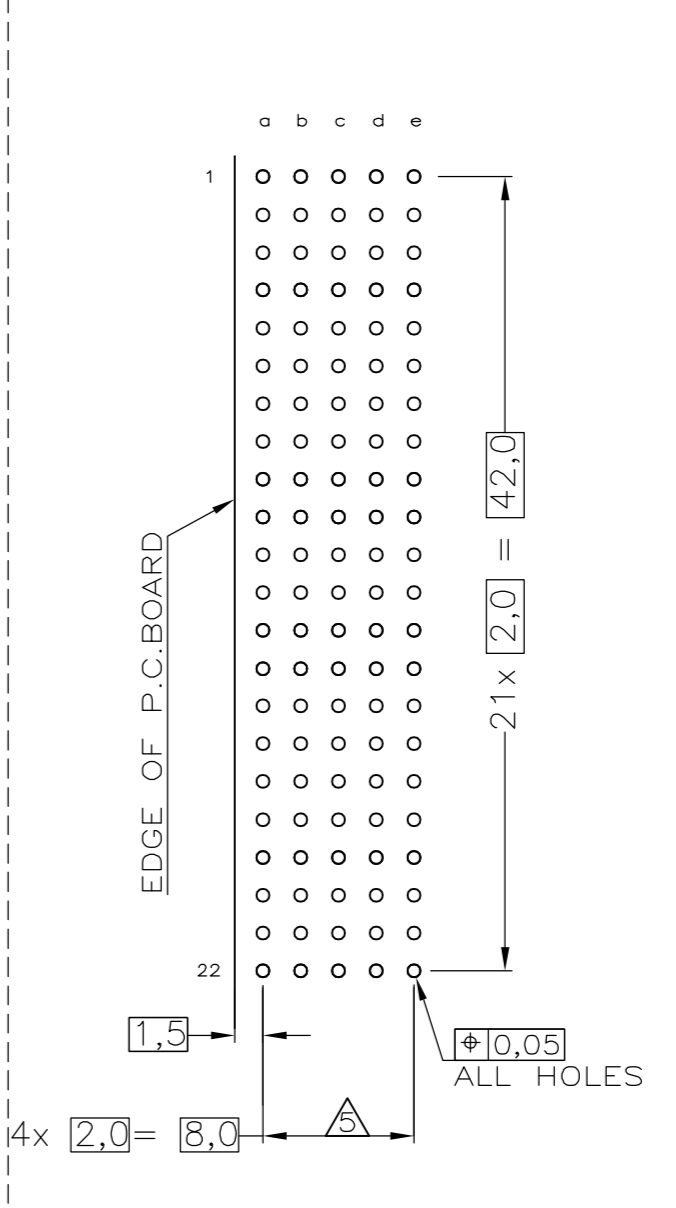
**CONNECTOR ASSEMBLY
EXEMPLARY LOADED**



CONTACT DIMENSIONS



**RECOMMENDED PCB-HOLE LAY-OUT
COMPONENT SIDE SHOWN**



CONTACT LAYOUT

	a	b	c	d	e
1	1	1	1	1	1
2	1	1	1	1	1
3	1	1	1	1	1
4	1	1	1	1	1
5	1	1	1	1	1
6	1	1	1	1	1
7	1	1	1	1	1
8	1	1	1	1	1
9	1	1	1	1	1
10	1	1	1	1	1
11	1	1	1	1	1
12	1	1	1	1	1
13	1	1	1	1	1
14	1	1	1	1	1
15	1	1	1	1	1
16	1	1	1	1	1
17	1	1	1	1	1
18	1	1	1	1	1
19	1	1	1	1	1
20	1	1	1	1	1
21	3	2	3	2	2
22	3	2	3	2	2

- NOTES:**
- △ MATERIAL HOUSING : GREY GLASSFILLED POLYESTER UL-RATING V0
 - △ CONTACT : PHOSPHORBRONZE
 - △ GENERAL PLATING SPECIFICATION: UNDERPLATING (ENTIRE CONTACT): 1,27µm NICKEL MIN. AND ACTION PIN: 0,5µm TIN-LEAD MIN. FOR PLATING OF MATING SURFACES SEE APPLICABLE SPECIFICATION REFERENCE FOR EACH DASH NUMBER.
 - △ CONFORMS TO ALL TESTING ACCORDING IEC 61076-4-101 PERFORMANCE LEVEL 2.
 - △ CONNECTOR PRINTED WITH PARTNUMBER AND DATECODE
 - △ PLATED-THROUGH HOLES AT 2x2mm SQUARE GRID.

THIS DRAWING IS A CONTROLLED DOCUMENT.		DWN L.v.d.HEIJDEN 06JAN98	Tyco Electronics Corporation s-HertogenBosch, Netherlands,		
DIMENSIONS: MM		CHK D. TRUREN 06JAN98			
TOLERANCES UNLESS OTHERWISE SPECIFIED:		APVD F.V.KONINGSBRUGGE	NAME		
0 PLC ± - 1 PLC ± - 2 PLC ± - 3 PLC ± - 4 PLC ± - ANGLES ± - FINISH -		PRODUCT SPEC	Z-PACK 2MM HM TYPE B22 110 POS. RIGHT ANGLE MALE CONNECTOR ASSEMBLY		
MATERIAL		APPLICATION SPEC 114-19029	SIZE A2	CAGE CODE 00779	DRAWING NO C=352343
		WEIGHT -	RESTRICTED TO -		
		CUSTOMER DRAWING	SCALE NTS	SHEET 1 OF 1	REV C1