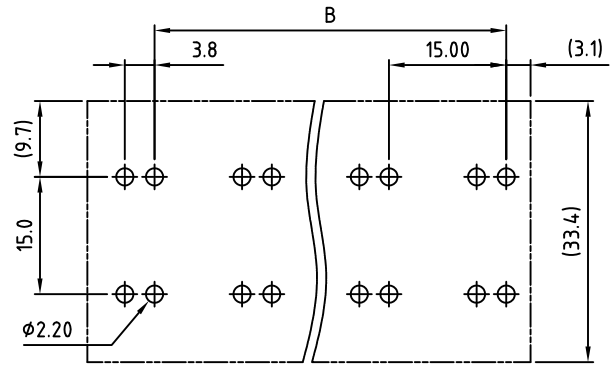
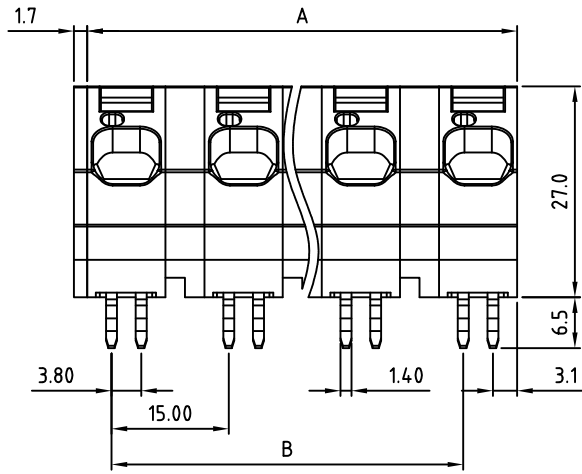
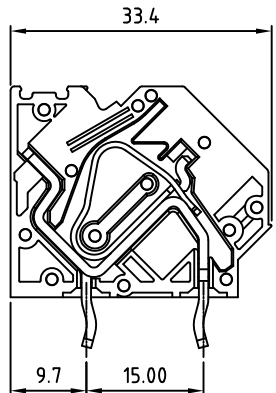


SIGN	DATE	DESCRIPTION	APPROVER
		<i>THIS IS CAD DRAWING, DO NOT REVISE MANUALLY!!!</i>	



PCB Layout

- Material:
- Insulator(housing): Thermoplastic (UL94V-0)
 - Wire guard: Stainless steel
 - Terminal Body(contact pin): Copper.Tin platd
 - Insulator(Cover): Thermoplastic (UL94V-0)
 - Pad board: Thermoplastic (UL94V-0)

- Electrical: cULus VDE
- Voltage rating: 600V 1000V
 - Current rating: 37A 76A
 - Wire range: 0.2-16 mm²
 - Solid wire(AWG): 6-24
 - Stranded wire(AWG): 6-24
 - Wire strip length: 12-13mm
 - Withstanding Voltage: 2.2KV 3.5KV
 - Operating temperature: -40°C to +115°C
 - Soldering temperature: 250°C±10°C/5 Sec
 - Safety Approval: RoHS Compliant

PART NUMBER:

OSTH8XX1080

- | | |
|--------------|--------------------|
| No. of Poles | COLOR |
| 02 2 Poles | 0: Black |
| 03 3 Poles | 5: Green |
| | 6: Blue |
| 08 8 Poles | 8: Grey (Standard) |

THESE DRAWINGS AND SPECIFICATIONS ARE THE PROPERTY OF ON-SHORE TECHNOLOGY, INC. AND SHALL NOT BE REPRODUCED, COPIED OR USED IN ANY MANNER WITHOUT THE PRIOR WRITTEN CONSENT OF ON-SHORE TECHNOLOGY, INC.

POLE		2	3	4	5	6	7	8
A		25.00	40.00	55.00	70.00	85.00	100.00	115.00
B		15.00	30.00	45.00	60.00	75.00	90.00	105.00
Tol.		±0.15			±0.25			
POLE		9	10	11	12	13	14	15
A		130.00	145.00	160.00	175.00	190.00	205.00	220.00
B		120.00	135.00	150.00	165.00	180.00	195.00	210.00
Tol.		±0.35			±0.50			



TITLE		OSTH8 15.0mm Series					
PART NO.		OSTH8XX1080		DWG NO.		OSTH8XX1080.DWG	
APPROVED		CHECKED	DESIGNED	DRAWN	CUST NO.		Tolerance
			Aaron 2010.06.08	Aaron 2007.09.14			X. ±0.50 X.X ±0.30 X.XX ±0.10 X* ±1*
		SHEET: 01/01		REV: A			