

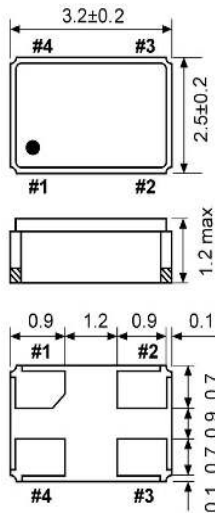
## Clock Oscillator SMD-version

+3,3V

model	KXO-V96T		
frequency	80,0 MHz		
frequency stability at -40° ~ + 85°C	± 50 ppm		
operating temperature	-40° ~ + 85°C		
storage temperature	-50° ~ +125°C		
symmetry	40% ~ 60% at 50% V <sub>DD</sub> level		
rise & fall time max.	5 ns (10% V <sub>DD</sub> ~ 90% V <sub>DD</sub> level)		
"0" level max.	VOL: 10% V <sub>DD</sub>		
"1" level min.	VOH: 90% V <sub>DD</sub>		
input voltage V <sub>DD</sub>	+3,3V		
stand-by control voltage (pin#1)	VIH(min): 70% V <sub>DD</sub> VIL(max): 30%V <sub>DD</sub> *		
supply voltage	-0,5V ~ +7,0V		
Input current	9,0 mA typ.16,0 mA max.		
output load max.	15pF (HCMOS)		
start up time max.	10 ms		
disable delay time max.	150 ns		
enable delay time max.	10 ms		
stand by current max.*	50 µA (Pin #1=VIL)		
jitter	deterministic jitter	5ps max.	norm 1-sigma 7ps max.
	random jitter	7ps max.	peak to peak 40ps max.
contents of reel	1000 pcs.		
part no.	12.95102		

\* Internal crystal oscillation to be halted (pin#1=VIL)

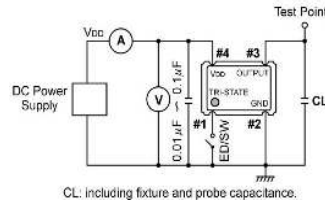
### Dimensions (mm):



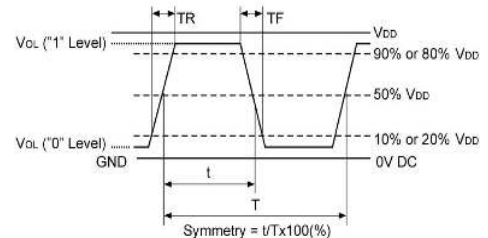
PIN	CONNECTION
1	"L" OPEN or "H"
2	GND
3	Z OUTPUT
4	V <sub>DD</sub>

Z: high impedance

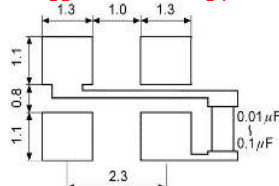
### Test circuit:



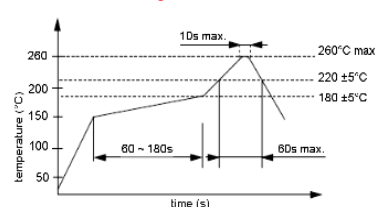
### Output waveform:



### Suggested soldering pad:



### Reflow soldering condition:



### Tape specification:

