

1

2

3

4

5

6

7

A

A

B

B

C

C

D

D

E

E

F

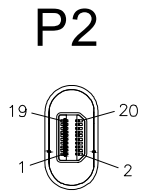
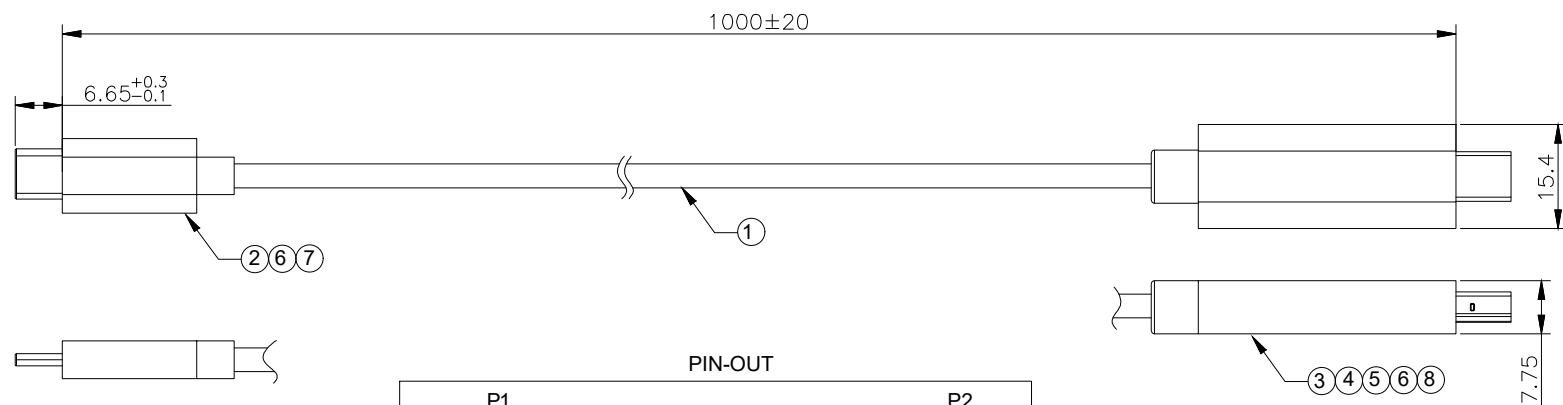
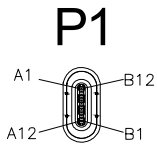
F

G

G

H

H



PIN-OUT

P1		P2
A1	Brown	1
A2	White	2
A3	Blue	3
A5	Pink	4
A8	Orange	5
A10	Violet	6
A11	Red	7
B2	Red	8
B3	White	9
B5	Black	10
B8	Yellow	11
A4, B4, A9, B9	24AWG Red	12
B10	Yellow	13
B11	Blue	14
A1, B1, A12, B12, Shell	Drain+Braid	15
		16
		17
		18
		19
		20
		Shell

NOTE:
 1.Resolution of the signal source:UXGA 7680*4320P 60Hz
 2.Contact resistance: 3Ω Max
 3.Insulation resistance:5MΩ Min/300VDC,10ms
 4.100% open,short,miswire test.

Shell	Mini DP aluminum alloy shell, black	1	PCS
Shell	Type-C, shell_black	1	PCS
Over mold	PVC 45P BLACK	NA	G
Inner mold	LD-PE	NA	G
PCBA	Type-C to DP PCBA	1	PCS
CONN	Mini DP male, WH insulator, contact Gold flash, shell gold plated	1	PCS
CONN	Type-C male, solder type, contact Gold flash, shell gold plated	1	PCS
CABLE	(32AWG*2C+AM)*4P+32AWG*1P+32AWG*3C+28AWG*1C+24AWG*1C+E+AB(80%),OD:4.2mm,BK PVC jacket	1	PCS
NO.	NAME	DESCRIPTION	Q'TY UNIT

RoHS compliant

Unit: mm

Scale	Free					Date	Name	Description: Type C to Mini DP Cable
TOLERANCE						Drawn	Daniel	
						Approved	Daniel	ASSMANN WSW-No. A-USB31C-01M-100
DIM	TOL	①	Update PN	24.04.2023	Daniel			Drawing-No. ASS 10361 CA rev01
		②	Drawn	20.12.2022	Daniel			Replace
Angle	TOL	Id.	Modification	Date	Name			Sheet 1/1

1

2

3

4

5

6

7