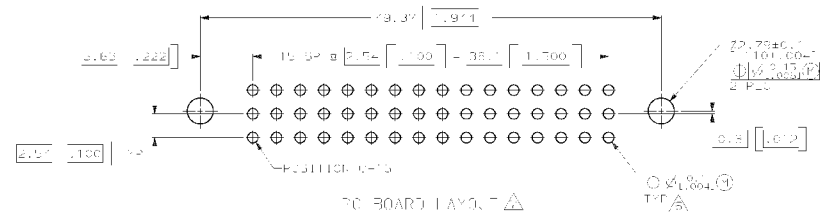
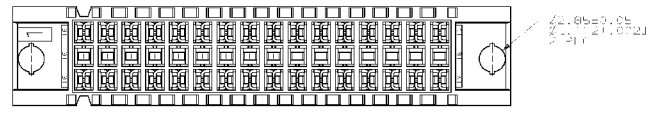
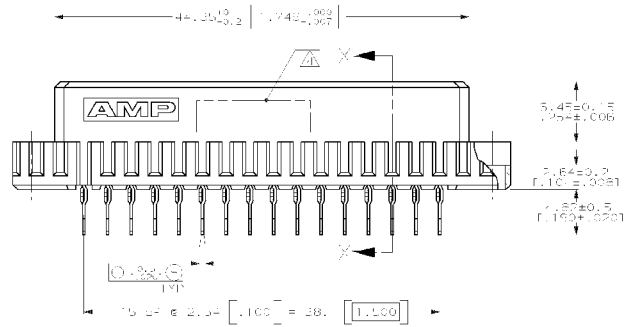
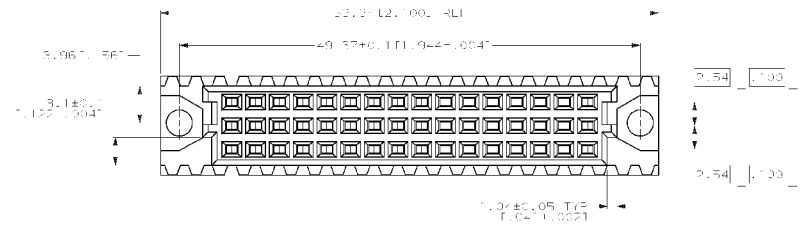
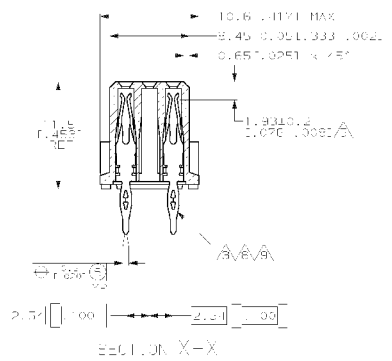


REV. NO.		REV. DATE		REVISIONS	
NO.	DATE	DESCRIPTION	BY	CHK	APP
1		PLAC. VAL. LD. #1			DR
2		PLC. VAL. LD. #2			DR
3		PLC. VAL. LD. #3			DR



- △ HOUSING MATERIAL - GLASS EPOXY DO NOT EXCEED 200°C MAX.
- △ CONTACT MATERIAL - PHOSPHOR BRONZE
- △ CONTACT FINISH - 0.00025(0.0005) GOLD IN CONTACT AREA, 0.002(0.0005) NICKEL UNDERPLATE ALL OTHER SURFACES
- △ PART NUMBER, DATE CODE, LOT NUMBER, USA 2086, IN THIS APPROXIMATE AREA.
- △ POSITION OF MOUNTING HOLES
- △ ACTION MOUNTS REQUIRE 1.27(0.05) MIN. THICK DO BOARD, RECOMMENDED DO BOARD HAS ARE (0.15±0.01) (0.45±0.01) DIA. HOLE WITH 0.2(0.07) (0.1) RADIUS AND 0.03(0.001) MIN. THICK PLATING, CONTACT SIDE AFTER PLATING, 0.04(0.001) (0.03).
- △ CENTER OF PLATE HOLES NOT REQUIRED FOR THIS CONNECTOR LEAD PAIRS.
- △ CONTACT FINISH - 0.001(0.0005) GOLD IN CONTACT AREA, 0.002(0.0005) NICKEL UNDERPLATE ALL OTHER SURFACES
- △ CONTACT FINISH - 0.001(0.0005) GOLD IN CONTACT AREA, 0.002(0.0005) NICKEL UNDERPLATE ALL OTHER SURFACES



NOTES	POSITIONS	CATED	ROW	COL	ASSY PART NUMBER
△	40 13	X - X	32	33	33008-5
△	40 13	X - X	32	33	33008-6
△	40 13	X - X	32	33	33008-7

OR	REV. NO.	DATE	DESCRIPTION	BY	CHK	APP
OR	1	5/25/88	REV. 1	DR		
OR	2	7/13/94	REV. 2	DR		
OR	3	7/13/94	REV. 3	DR		
OR	4	7/13/94	REV. 4	DR		

ASSEMBLY, BOSTON
 U.S. BOARD, 10015 WASHINGTON ST.,
 BOSTON, MA 02118

CUSTOMER DRAWING