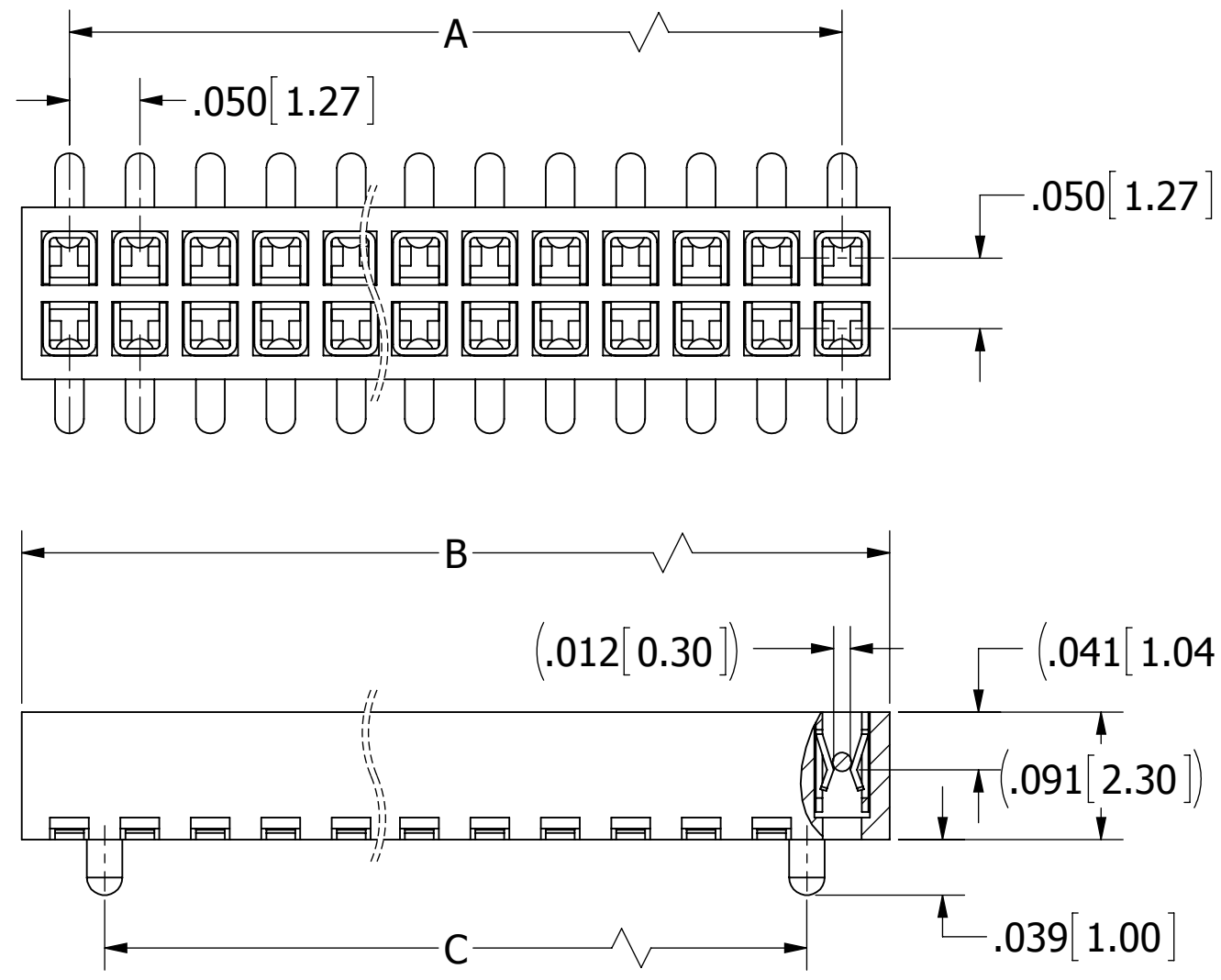


POSITIONS/ CONTACTS	A		B		C	
	INCH	MM	INCH	MM	INCH	MM
02/04	0.050	1.27	0.118	2.99	N/A	N/A
03/06	0.100	2.54	0.168	4.26	0.050	1.27
04/08	0.150	3.81	0.218	5.53	0.100	2.54
05/10	0.200	5.08	0.268	6.80	0.150	3.81
06/12	0.250	6.35	0.318	8.07	0.200	5.08
07/14	0.300	7.62	0.368	9.34	0.250	6.35
08/16	0.350	8.89	0.418	10.61	0.300	7.62
09/18	0.400	10.16	0.468	11.88	0.350	8.89
10/20	0.450	11.43	0.518	13.15	0.400	10.16
11/22	0.500	12.70	0.568	14.42	0.450	11.43
12/24	0.550	13.97	0.618	15.69	0.500	12.70
13/26	0.600	15.24	0.668	16.96	0.550	13.97
14/28	0.650	16.51	0.718	18.23	0.600	15.24
15/30	0.700	17.78	0.768	19.50	0.650	16.51
16/32	0.750	19.05	0.818	20.77	0.700	17.78
17/34	0.800	20.32	0.868	22.04	0.750	19.05
18/36	0.850	21.59	0.918	23.31	0.800	20.32
19/38	0.900	22.86	0.968	24.58	0.850	21.59
20/40	0.950	24.13	1.018	25.85	0.900	22.86
21/42	1.000	25.40	1.068	27.12	0.950	24.13
22/44	1.050	26.67	1.118	28.39	1.000	25.40
23/46	1.100	27.94	1.168	29.66	1.050	26.67
24/48	1.150	29.21	1.218	30.93	1.100	27.94
25/50	1.200	30.48	1.268	32.20	1.150	29.21
26/52	1.250	31.75	1.318	33.47	1.200	30.48
27/54	1.300	33.02	1.368	34.74	1.250	31.75
28/56	1.350	34.29	1.418	36.01	1.300	33.02
29/58	1.400	35.56	1.468	37.28	1.350	34.29
30/60	1.450	36.83	1.518	38.55	1.400	35.56
31/62	1.500	38.10	1.568	39.82	1.450	36.83
32/64	1.550	39.37	1.618	41.09	1.500	38.10
33/66	1.600	40.64	1.668	42.36	1.550	39.37
34/68	1.650	41.91	1.718	43.63	1.600	40.64
35/70	1.700	43.18	1.768	44.90	1.650	41.91
36/72	1.750	44.45	1.818	46.17	1.700	43.18
37/74	1.800	45.72	1.868	47.44	1.750	44.45
38/76	1.850	46.99	1.918	48.71	1.800	45.72
39/78	1.900	48.26	1.968	49.98	1.850	46.99
40/80	1.950	49.53	2.018	51.25	1.900	48.26
41/82	2.000	50.80	2.068	52.52	1.950	49.53
42/84	2.050	52.07	2.118	53.79	2.000	50.80
43/86	2.100	53.34	2.168	55.06	2.050	52.07
44/88	2.150	54.61	2.218	56.33	2.100	53.34
45/90	2.200	55.88	2.268	57.60	2.150	54.61
46/92	2.250	57.15	2.318	58.87	2.200	55.88
47/94	2.300	58.42	2.368	60.14	2.250	57.15
48/96	2.350	59.69	2.418	61.41	2.300	58.42
49/98	2.400	60.96	2.468	62.68	2.350	59.69
50/100	2.450	62.23	2.518	63.95	2.400	60.96

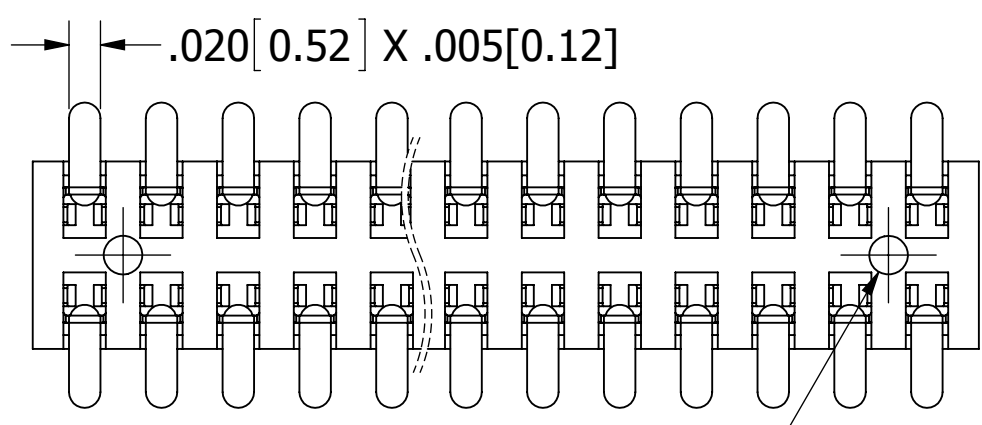
PART NUMBER CODING
SFM230-NPPB-D -S -BK

NUMBER OF POSITIONS
 (CONTACTS PER ROW, 02 THRU 50)

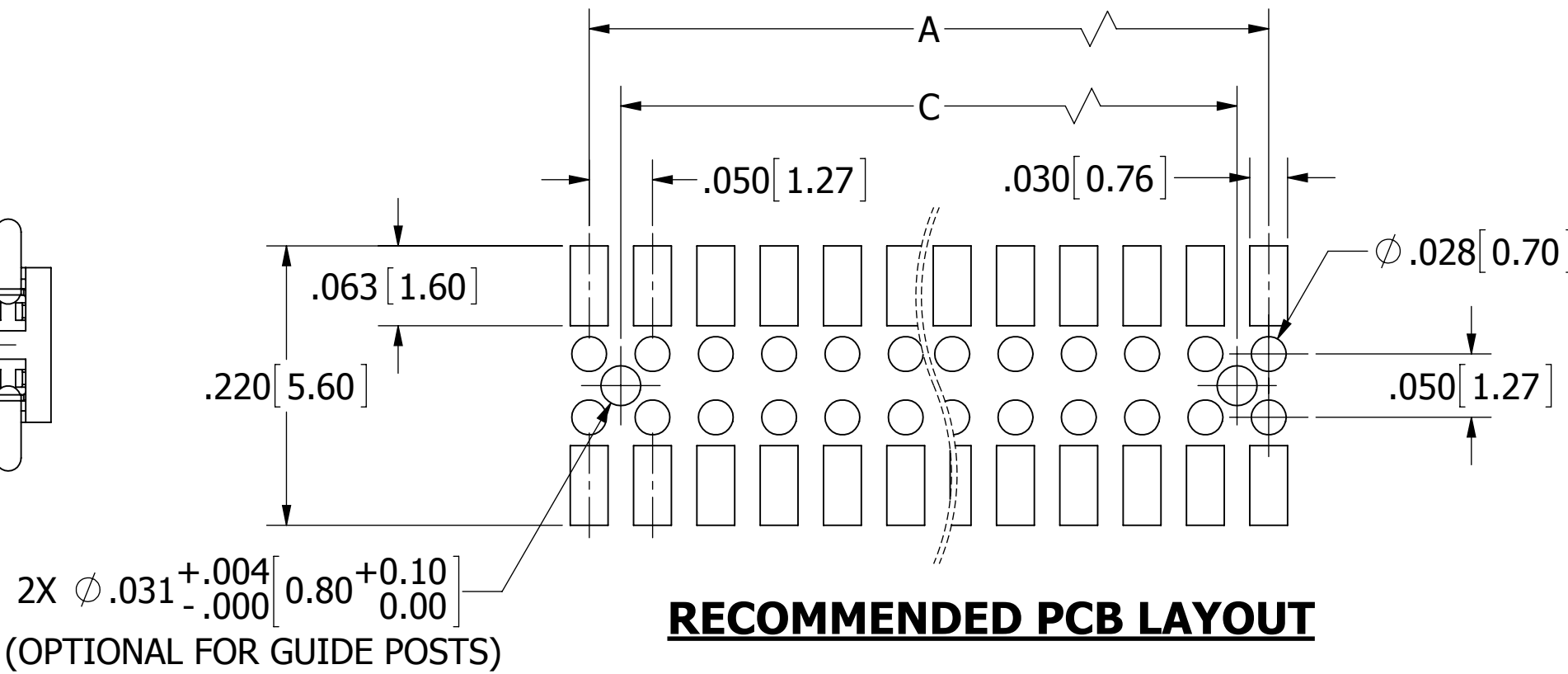
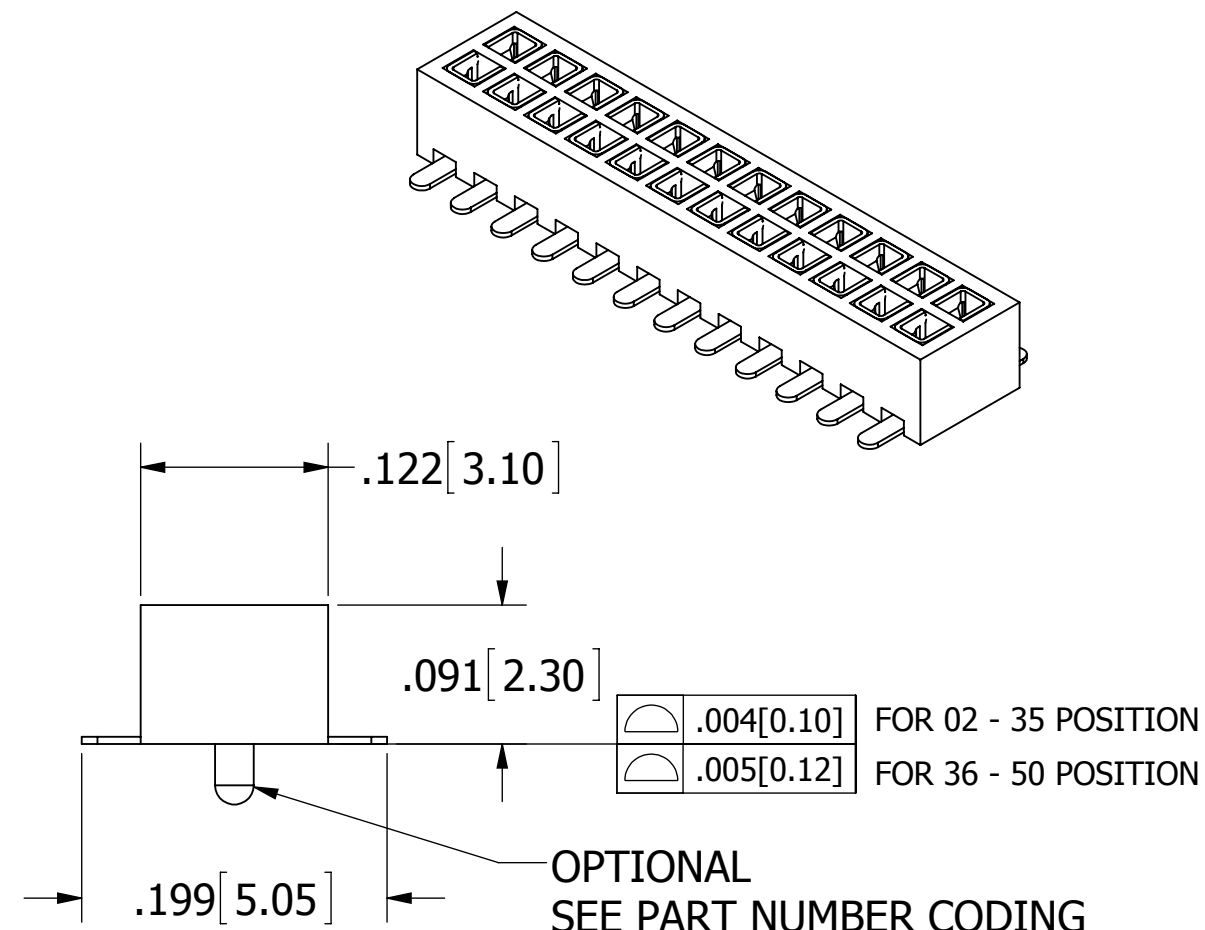
TERMINATION TYPES
 M = SURFACE MOUNT W/O GUIDE POSTS.
 P = SURFACE MOUNT W/ GUIDE POSTS.



02-10, 0.10mm MAX.
 11-30, 0.20mm MAX.
 31-50, 0.30mm MAX.



REVISIONS				
REV.	ECO. NO	DESCRIPTION	DATE	BY
A	2168	INITIAL RELEASE	08/30/2010	LH
B	2688	REMOVE DIMPLE BUMP ON TAILS, ADD GUIDE POSTS & PCB LAYOUT TOLERANCE, UPDTE REF CONTACT GAP DIM (WAS .35mm REF)	10/12/2012	LH
C	3024	UPGRADE INSULATOR MATERIAL TO NYLON 9T (WAS NYLON 6T)	08/04/2014	LH
D	3392	ADD DIMPLE TO CONTACT PIN PLATE, ADD WARP TOLERANCE AND SMT TAIL COPLANAR TOLERANCE	03/01/2016	LH



- NOTES:
- INSULATOR MATERIAL: NYLON 9T, UL 94 V0, COLOR: BLACK
 - CONTACT MATERIAL: PHOSPHOR BRONZE
 - CONTACT PLATING: .000030"-.000050" NICKEL, UNDERPLATED, GOLD FLASH OVERALL
 - CURRENT RATING: 1 AMP
 - INSULATOR RESISTANCE: 5000 MEGOHMS MIN
 - CONTACT RESISTANCE: 20 MILLIOHMS MAX
 - DIELECTRIC WITHSTANDING: 500 V AC
 - OPERATING TEMPERATURE: -40°C TO +105°C
 - PROCESSING TEMPERATURE: 230° C MAX FOR 60 SECONDS (260° C MAX FOR 10 SECONDS)
 - FOR TOP AND BOTTOM ENTRY



UNLESS OTHERWISE SPECIFIED: DIMENSIONS ARE IN INCHES [MM]	DRAWN	DATE	NAME	
		8/16/2010	LH	
TOLERANCES: ANGULAR: .XX= ± .012 [0.3] .XXX= ± .008 [0.20] .XXXX= ± .0040 [0.100]	THE INFORMATION HEREIN CONTAINS PROPRIETARY INFORMATION OF SULLINS ELECTRONICS AND IS NOT TO BE REPRODUCED, USED OR DISCLOSED TO OTHERS FOR ANY PURPOSE EXCEPT AS SPECIFICALLY AUTHORIZED IN WRITING BY AN OFFICER OF SULLINS ELECTRONICS.			TITLE
				HEADER .050 CC, DUAL ROW
PART NUMBER				SFM230-NPPB-D -S -BK
SIZE	CAGE CODE	DWG. NO.	REV	
C	54453	11564	D	
SCALE: 8:1		SHEET 1 OF 1		