

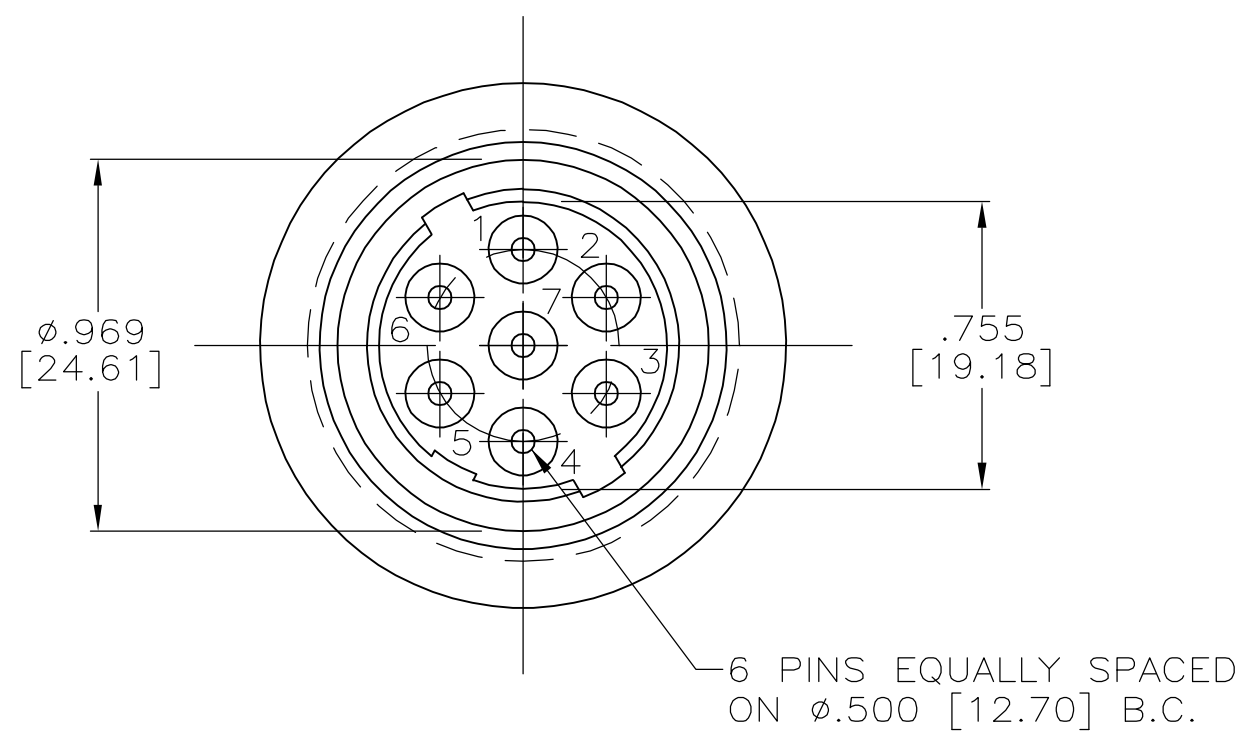
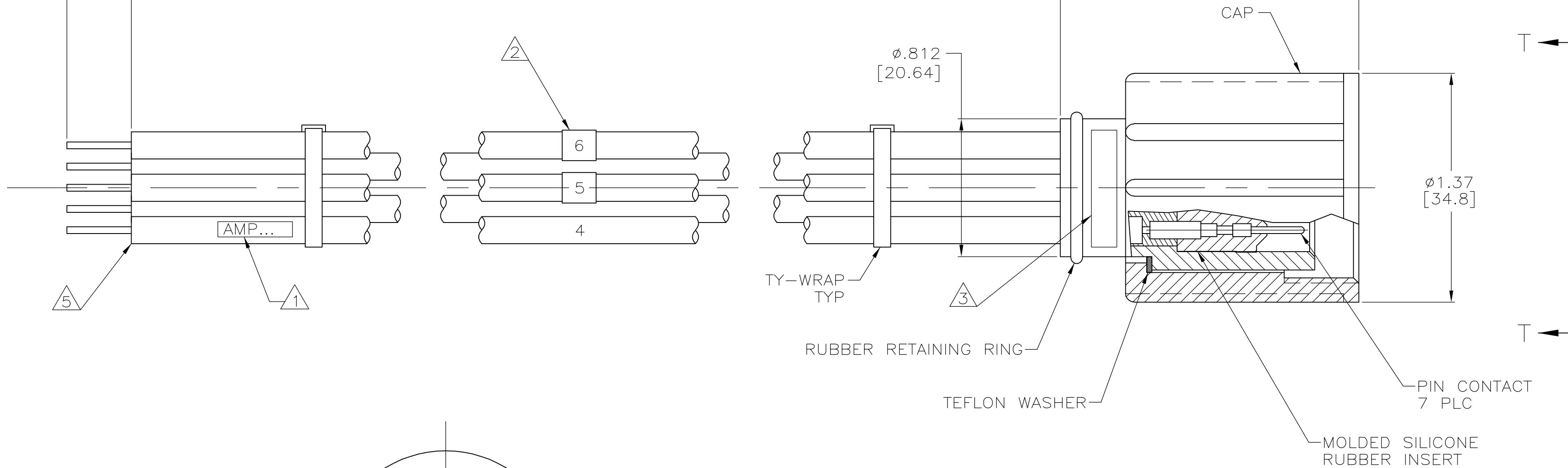
THIS DRAWING IS UNPUBLISHED. RELEASED FOR PUBLICATION - N/A .
 © COPYRIGHT N/A BY TYCO ELECTRONICS CORPORATION. ALL RIGHTS RESERVED.

LOC	DIST	REVISIONS					
DF	S0	P	LTR	DESCRIPTION	DATE	DWN	APVD
		G		REV PER ECO-05-003705	08-05	AA	DE

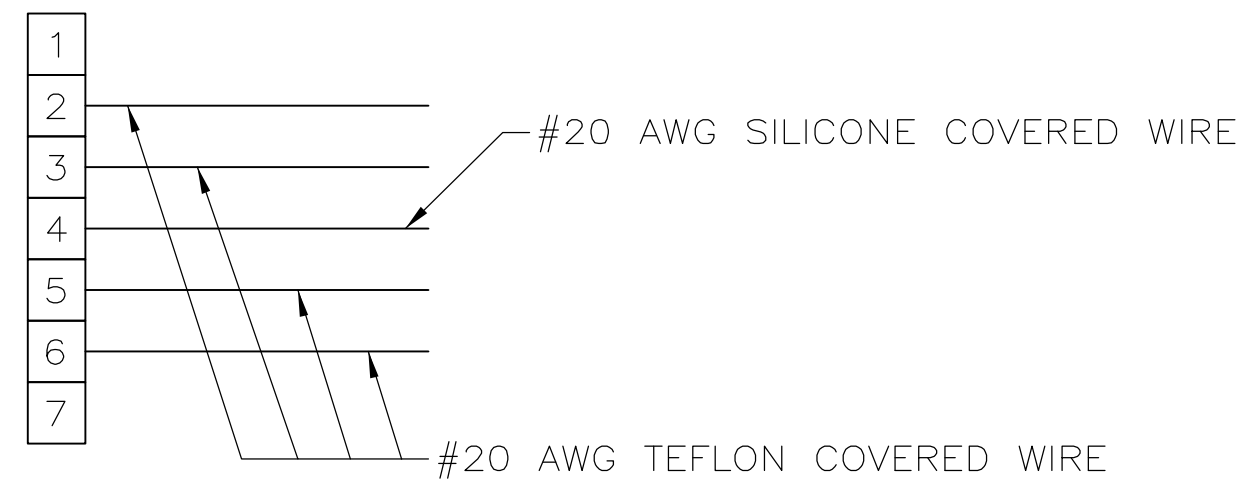
$.38 \pm .12$
[9.7 ± 3.0]
④

$12.00 \pm .12$
[304.8 ± 3.0]

1.97 MAX
[50.0]



VIEW T-T



SCHEMATIC

- ① AMP AND AMP PART NO. MARKED PER MIL-STD-130 ON LEAD #4.
- ② PINS #2,3,4,5 & 6 TO BE WIRED AND LEADS ARE MARKED WITH PIN NUMBER.
- ③ AMP PART NO. 858915-1 MARKED IN THIS AREA PER MIL-STD-130.
- ④ PIGTAILS ARE SOLDER DIPPED. (863566-1 ONLY)
- ⑤ INSULATION CUT, BUT NOT REMOVED. (5-863566-1 ONLY)

5-863566-1
863566-1
PART NUMBER

THIS DRAWING IS A CONTROLLED DOCUMENT.		DWN C.C.THOMAS 26-APR-97	Tyco Electronics Corporation Harrisburg, Pa 17105-3608
DIMENSIONS: INCHES [mm]		CHK S.GLATFELTER 16-JUL-97	
TOLERANCES UNLESS OTHERWISE SPECIFIED:		APVD S.GLATFELTER 16-JUL-97	NAME PLUG ASSY 7 PIN LGH
0 PLC ± -	1 PLC ± -	PRODUCT SPEC	SIZE A2
2 PLC ± .02 [0.5]	3 PLC ± .005 [0.13]	APPLICATION SPEC	CAGE CODE 00779
4 PLC ± -	ANGLES ± -	WEIGHT -	DRAWING NO C=863566
MATERIAL -	FINISH -	CUSTOMER DRAWING	RESTRICTED TO -
SCALE 2:1			SHEET 1 OF 1
REV G			