| PART NUMBER | REV | FIRST USED | TERMINATOR | FEED TYPE | DESCRIPTION |
|---|---|---|---|---|---|
| 1339797-1 | A | - | BENCH & LEADMAKER | MECH POST FEED | HD-I APPLICATOR |
| 7-1339797-1 | A | - | BENCH & LEADMAKER | MECH POST FEED | -1 AND SPARE PARTS |
| 7-1339797-7 | A | - | - | - | SPARE PARTS KIT |

## CRIMP DATA AMP TERMINAL AMP CRIMP SPECS

TERMINAL NAME: FASTON CONN .375" SRS REC. CONTACT

| CRIMP | SIZE | TYPE | RANGE |
|---|---|---|---|
| WIRE | 3.94 [.155 IN] | F | 4.00-6.00mm² |
| INSUL | 5.33 [.210 IN] | F | 3.80-5.10 [.150-.201 IN] |

WIRE STRIP LENGTH
SEE APPL SPEC.

APPL INSTRUCTION
408-8323

TERMINAL - -
APPL SPEC 114-20108 -

FEED
28.40 [1.118 IN]

### TERMINALS APPLIED

| | | | | |
|---|---|---|---|---|
| 160521 | - | - | - | - |
| - | - | - | - | - |
| - | - | - | - | - |
| - | - | - | - | - |
| - | - | - | - | - |
| - | - | - | - | - |
| - | - | - | - | - |
| - | - | - | - | - |

| WIRE SIZE mm² AWG | CRIMP HEIGHT | PIN PN AND LENGTH [IN] |
|---|---|---|
| 6.00mm² | 3.07 ±0.03 [.121 ±.001 IN] | 1-354778-7 [.2580] |
| 5.00mm² | 2.84 ±0.03 [.112 ±.001 IN] | 3-354778-7 [.2680] |
| 4.50mm² | 2.74 ±0.03 [.108 ±.001 IN] | 4-354778-7 [.2730] |
| 4.00mm² | 2.64 ±0.03 [.104 ±.001 IN] | 5-354778-6 [.2775] |
| - | - | - |
| - | - | - |
| - | - | - |
| - | - | - |
| - | - | - |
| - | - | - |
| - | - | - |
| - | - | - |
| - | - | - |
| - | - | - |

1. RECOMMENDED SPARE PARTS.
2. GREASE RAM, CAM, CAM FOLLOWER AND FEED ROD LIGHTLY.
3. LUBRICATE DAILY PER THE APPLICATOR INSTRUCTION SHEET SUPPLIED WITH THE APPLICATOR.
4. CERTAIN TERMINALS REQUIRE LUBRICATION. REFER TO THE APPLICATOR INSTRUCTION SHEET FOR MORE INFORMATION.
5. CUT TO LENGTH AT ASSY.

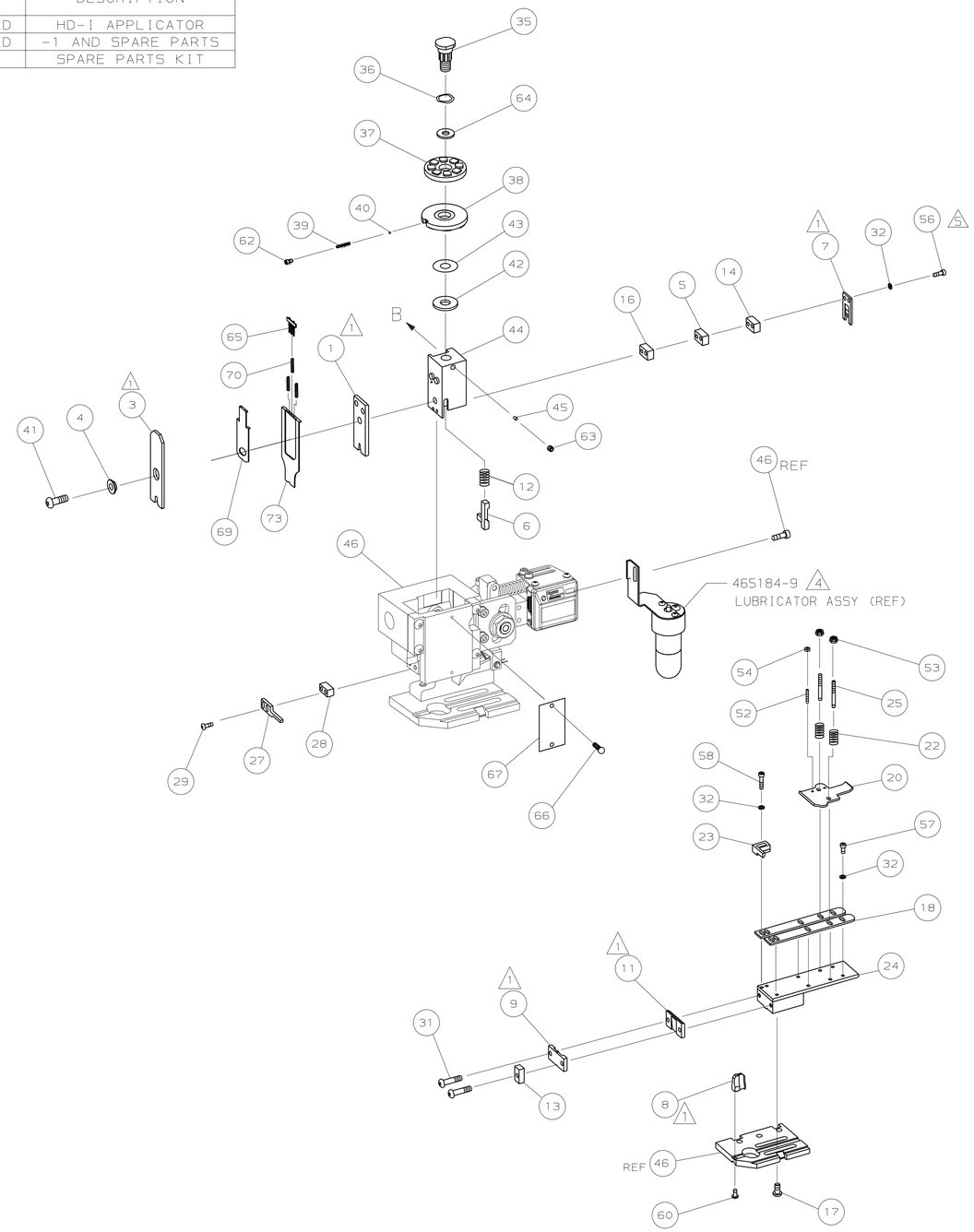


### VIEW B ROTATED 180°

POST-FEED 40 mm STROKE

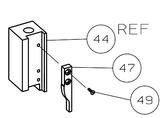


LEADMAKER OR BENCH G

POST-FEED 30 mm STROKE

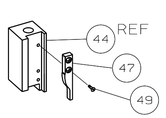


K TERMINATOR BENCH MACHINE

LOC A
DIST 66

| | | | | | | |
|---|---|---|---|---|---|---|
| - | 1 | 1 | 1490525-1 | DEPRESSOR, WIRE | 73 | |
| - | 1 | 1 | 1339797 | PRINT, APPLICATOR LOG SHEET | 72 | |
| - | 1 | 1 | 1338705-2 | DOCUMENTATION PACKAGE | 71 | |
| - | 3 | 3 | 2-23147-2 | SPRING, DEPRESSOR | 70 | |
| - | 1 | 1 | 1490524-2 | SPACER, DEPRESSOR | 69 | |
| | | | | | 68 | |
| - | 1 | 1 | 461264-1 | PLATE, IDENTIFICATION | 67 | |
| - | 2 | 2 | 21017-2 | SCR,DRIVE(#2X.19)ID PLATE | 66 | |
| - | 1 | 1 | 1424350-1 | HOLDER, PIN, WIRED | 65 | |
| - | 1 | 1 | 986950-1 | WASHER, FLAT PRECISION | 64 | |
| - | 1 | 1 | 3-18031-0 | SCR,SKT SET(M6X6)RAM | 63 | |
| - | 1 | 1 | 18023-9 | SCR,SKT CAP(M4X6)CP DSC | 62 | |
| | | | | | 61 | |
| - | 1 | 1 | 18024-7 | SCR,BHC(M4X10)ANVIL | 60 | |
| | | | | | 59 | |
| - | 2 | 2 | 1-18023-4 | SCR,SHC(M4X20)HOLD DOWN | 58 | |
| - | 5 | 5 | 1-18023-0 | SCR,SHC(M4X8)STRIP GUIDE | 57 | |
| 5 - | 2 | 2 | 1-18023-4 | SCR,SHC(M4X20)SLUG BLADE | 56 | |
| | | | | | 55 | |
| - | 2 | 2 | 18029-1 | NUT,HEX(M3)DRAG | 54 | |
| - | 2 | 2 | 986965-1 | NUT,HEX SL(M4)DRAG STUD | 53 | |
| - | 2 | 2 | 2-18032-2 | SCR,SKT SET(M3X10)DRAG | 52 | |
| | | | | | 51 | |
| | | | | | 50 | |
| - | 1 | 1 | 18024-3 | SCR,BHC(M3X10)CAM | 49 | |
| | | | | | 48 | |
| - | 1 | 1 | 1338676-1 | CAM, POST-FEED 30 & 40 mm ST | 47 | |
| - | 1 | 1 | 1338662-1 | APPLICATOR, BASIC (SUBASSY) | 46 | |
| - | 1 | 1 | 690191-1 | PLUG, NYLON | 45 | |
| - | 1 | 1 | 1320998-1 | RAM | 44 | |
| - | 1 | 1 | 690125-1 | WASHER, LAMINATED | 43 | |
| - | 1 | 1 | 1-690124-0 | WASHER, RAM | 42 | |
| - | 1 | 1 | 2-18024-6 | SCREW,BHC(M8X25)CRIMPER | 41 | |
| - | 1 | 1 | 23241-1 | BALL, STEEL | 40 | |
| - | 1 | 1 | 2-22278-7 | SPRING, COMPRESSION | 39 | |
| - | 1 | 1 | 1320922-1 | DISC, INSULATION | 38 | |
| - | 1 | 1 | 354777-1 | WIRE DISC, PLASTIC | 37 | |
| - | 1 | 1 | 22480-5 | WASHER, SPRING | 36 | |
| - | 1 | 1 | 690212-1 | POST, RAM | 35 | |
| | | | | | 34 | |
| | | | | | 33 | |
| - | 9 | 9 | 18025-2 | WASHER,LOCK(M4)SHEAR BL | 32 | |
| - | 2 | 2 | 1-18024-0 | SCR,BHC(M4X20)SHEAR PL | 31 | |
| | | | | | 30 | |
| - | 2 | 2 | 18024-8 | SCR,BHC(M4X12)STRIPPER | 29 | |
| - | 1 | 1 | 3-690451-2 | SPACER, STRIPPER | 28 | |
| - | 1 | 1 | 240639-1 | STRIPPER | 27 | |
| | | | | | 26 | |
| - | 2 | 2 | 1320906-1 | DRAG, STUD | 25 | |
| - | 1 | 1 | 1320995-1 | PLATE, STRIP GUIDE | 24 | |
| - | 1 | 1 | 240825-2 | PLATE, STRIP HOLD DOWN | 23 | |
| - | 2 | 2 | 4-22281-1 | SPRING, DRAG | 22 | |
| | | | | | 21 | |
| - | 1 | 1 | 1338665-1 | DRAG, STOCK | 20 | |
| | | | | | 19 | |
| - | 2 | 2 | 1338663-8 | GUIDE, LOWER STRIP | 18 | |
| - | 4 | 4 | 1-18024-8 | SCR,BHC(M6X12)STRIP GD PL | 17 | |
| - | 1 | 1 | 1338708-1 | SPACER, SLUG BLADE | 16 | |
| | | | | | 15 | |
| - | 1 | 1 | 240641-4 | SPACER, SLUG BLADE | 14 | |
| - | 1 | 1 | 1-690481-0 | SPACER, HOLD DOWN | 13 | |
| - | 1 | 1 | 23846-1 | SPRING, HOLD DOWN | 12 | |
| 1 - | 1 | 1 | 240644-1 | PLATE, REAR SHEAR | 11 | |
| | | | | | 10 | |
| 1 - | 1 | 1 | 690495-4 | PLATE, FRONT SHEAR | 9 | |
| 1 1 | 2 | 1 | 3-1333223-3 | ANVIL | 8 | |
| 1 - | 1 | 1 | 2-690474-8 | BLADE, SLUG | 7 | |
| - | 1 | 1 | 1-455892-4 | HOLD DOWN, TERMINAL | 6 | |
| - | 1 | 1 | 2-240641-9 | SPACER, SLUG BLADE | 5 | |
| - | 1 | 1 | 238009-5 | SPACER, BLOCK CRIMPER | 4 | |
| 1 1 | 2 | 1 | 8-1424909-0 | CRIMPER, INSULATION | 3 | |
| | | | | | 2 | |
| 1 1 | 2 | 1 | 456415-3 | CRIMPER, WIRE | 1 | |
| | -77 | -71 | -1 | PART NO | DESCRIPTION | ITEM NO |

← REVISION OF EACH ASSY NO (WHEN BLANK, USE DWG REVISION)

QTY REQD PER ASSY — PARTS LIST

| P | F | LTR | REVISION RECORD | APP | DATE |
|---|---|---|---|---|---|
| | | A | SEE ECO-05-014146 | MC | NOV05 |

DIMENSIONS: mm [INCHES]
DO NOT SCALE PRINT.
TOLERANCES UNLESS OTHERWISE SPECIFIED:
1 PLC DEC ±-
2 PLC DEC ±-
3 PLC DEC ±-
ANGLES ± -
SURF TEXTURE: √
REMOVE BURRS, BREAK SHARP EDGES RO.38 MAX

MATL - - | HT TR - - | FIN - -

DR M.CLIFFORD 200CT05 | APP M.CLIFFORD 200CT05
CHK - - | REL M.CLIFFORD 18-11-05

AMP — Tyco Electronics, Harrisburg, PA 17105-3608

NAME END FEED HD-I APPLICATOR | MACHINE REF HD-I APPL

SCALE - | D | DWG NO 1339797 | SHEET 1 OF 1 | REV A

CAGE CODE 00779 — CUSTOMER AND ASSEMBLY DRAWING — RESTRICTED TO -

THIS DRAWING IS A CONTROLLED DOCUMENT.
LAYOUT L1339797
SET UP GAGE 458638-3
THIS DRAWING IS UNPUBLISHED. © COPYRIGHT 20 . RELEASED FOR PUBLICATION .20 . BY AMP INCORPORATED. ALL RIGHTS RESERVED.