



SAW filters for infrastructure systems

Series/Type: B3883

The following products presented in this data sheet are being withdrawn.

Ordering Code	Substitute Product	Date of Withdrawal	Deadline Last Orders	Last Shipments
B39171B3883Z710		2012-01-13	2012-12-31	2013-03-30

For further information please contact your nearest EPCOS sales office, which will also support you in selecting a suitable substitute. The addresses of our worldwide sales network are presented at www.epcos.com/sales.

© EPCOS AG 2015. Reproduction, publication and dissemination of this publication, enclosures hereto and the information contained therein without EPCOS' prior express consent is prohibited.

EPCOS AG is a TDK Group Company.

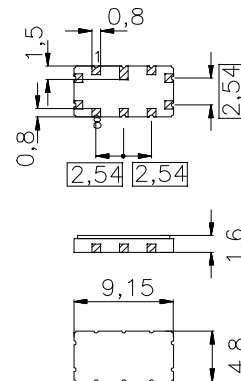
Data Sheet

 Ceramic package **QCC10B**
Features

- Low-loss IF filter
- Multichannel CDMA2000 & W-CDMA capable
- Balanced operation possible
- Hermetically sealed ceramic SMD package

Terminals

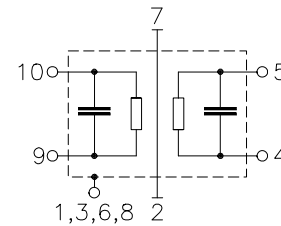
- Gold plated



Dimensions in mm, approx. weight 0,23 g

Pin configuration

10	Input
9	Input ground
5	Output
4	Output ground or balanced output
2, 7	Ground
1, 3, 6, 8	To be grounded



Type	Ordering code	Marking and Package according to	Packing according to
B3883	B39171-B3883-Z710	C61157-A7-A49	F61074-V8172-Z000

Electrostatic Sensitive Device (ESD)
Maximum ratings

Operable temperature range	T	-40/ +85	°C
Storage temperature range	T_{stg}	-40/ +85	°C
DC voltage	V_{DC}	5	V
Source power	P_s	10	dBm

SAW Components
B3883
Low-Loss Filter
168,96 MHz
Data Sheet
Characteristics

Operating temperature:

 $T = 0 \dots +85 \text{ }^\circ\text{C}$

Terminating source impedance:

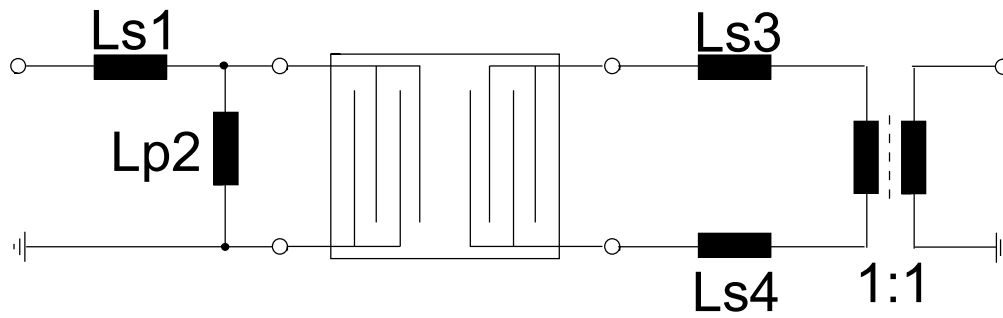
 $Z_S = 50 \text{ } \Omega$ single ended and matching network.

Terminating load impedance:

 $Z_L = 75 \text{ } \Omega$ balanced and matching network.

		min.	typ.	max.	
Nominal frequency	f_N	—	168,96	—	MHz
Minimum insertion attenuation (including matching network)	α_{\min}	—	8,0	9,5	dB
Passband width					
$\alpha_{\text{rel}} \leq 1 \text{ dB}$	$B_{1\text{dB}}$	—	14,5	—	MHz
$\alpha_{\text{rel}} \leq 5 \text{ dB}$	$B_{5\text{dB}}$	—	18,5	—	MHz
$\alpha_{\text{rel}} \leq 30 \text{ dB}$	$B_{30\text{dB}}$	—	19,5	—	MHz
Amplitude ripple (p-p)	$\Delta\alpha$				
$f_N \pm 6,95 \text{ MHz}$		—	1,5	2,0	dB
Group delay ripple (p-p)	$\Delta\tau$				
$f_N \pm 6,95 \text{ MHz}$		—	70	100	ns
Phase Linearity¹⁾ (rms)	$\Delta\phi$				
$f_N - 5,0 \text{ MHz} \pm 1,92 \text{ MHz}$		—	1,2	2,0	$^\circ$
$f_N \pm 1,92 \text{ MHz}$		—	1,6	2,0	$^\circ$
$f_N + 5,0 \text{ MHz} \pm 1,92 \text{ MHz}$		—	1,0	2,0	$^\circ$
$f_N + k * 1,25 \text{ MHz} \pm 0,6144 \text{ MHz}$		—	1,3	2,0	$^\circ$
Average Error Vector Magnitude	<i>EVM</i>				
$f_N - 5,0 \text{ MHz} \pm 1,92 \text{ MHz}$		—	3,0	4,0	%
$f_N \pm 1,92 \text{ MHz}$		—	3,8	4,5	%
$f_N + 5,0 \text{ MHz} \pm 1,92 \text{ MHz}$		—	3,2	4,0	%
$f_N + k * 1,25 \text{ MHz} \pm 0,6144 \text{ MHz}$		—	3,3	4,0	%
Relative attenuation (relative to α_{\min})	α_{rel}				
$f_N - 17,5 \text{ MHz} \dots f_N - 66,0 \text{ MHz}$		40	43	—	dB
$f_N + 17,5 \text{ MHz} \dots f_N + 19,5 \text{ MHz}$		39	42	—	dB
$f_N + 19,5 \text{ MHz} \dots f_N + 23,5 \text{ MHz}$		33	43	—	dB
$f_N + 23,5 \text{ MHz} \dots f_N + 66,0 \text{ MHz}$		40	44	—	dB
Temperature coefficient of frequency	TC_f	—	-87	—	ppm/K

¹⁾ Phase Linearity: where k = (-5, -4 +5)

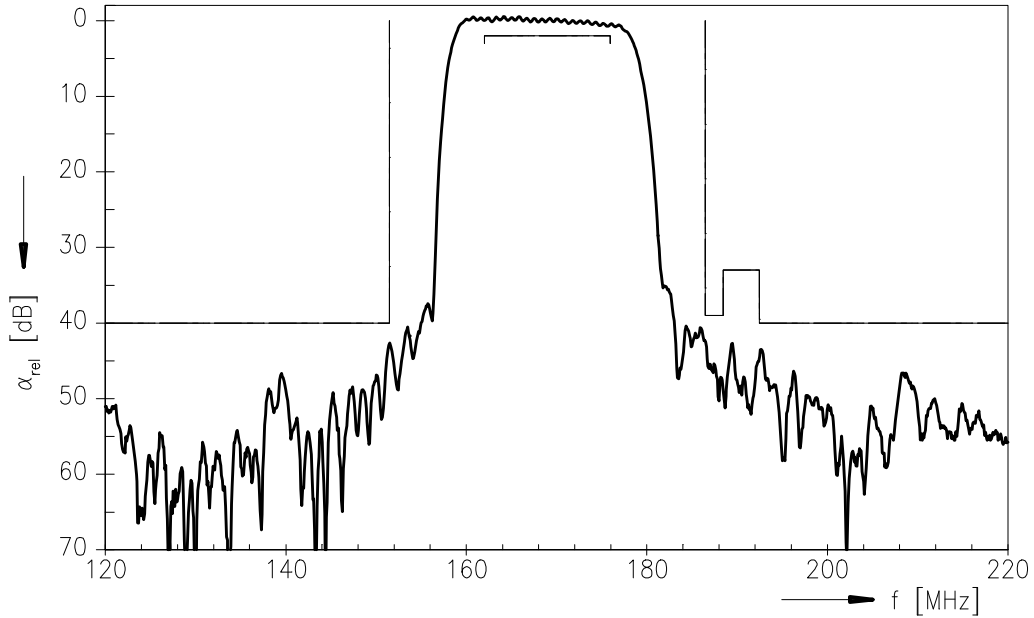
Data Sheet
Matching network (Element values depend upon PCB layout):


Ls1 = 180 nH
Lp2 = 390 nH

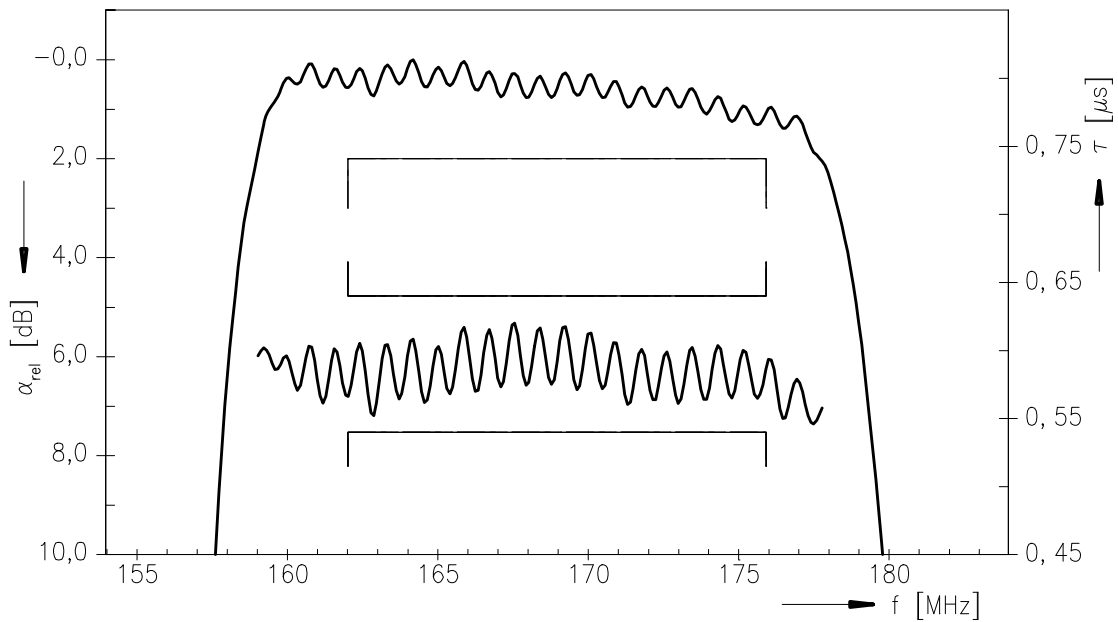
Ls3 = 82 nH
Ls4 = 82 nH

Data Sheet

Normalized frequency response



Normalized frequency response (pass band)



Published by EPCOS AG**Surface Acoustic Wave Components Division, SAW MC PD****P.O. Box 80 17 09, 81617 Munich, GERMANY**

© EPCOS AG 2004. Reproduction, publication and dissemination of this brochure and the information contained therein without EPCOS' prior express consent is prohibited.

Purchase orders are subject to the General Conditions for the Supply of Products and Services of the Electrical and Electronics Industry recommended by the ZVEI (German Electrical and Electronic Manufacturers' Association), unless otherwise agreed.

This brochure replaces the previous edition.

For questions on technology, prices and delivery please contact the Sales Offices of EPCOS AG or the international Representatives.

Due to technical requirements components may contain dangerous substances. For information on the type in question please also contact one of our Sales Offices.