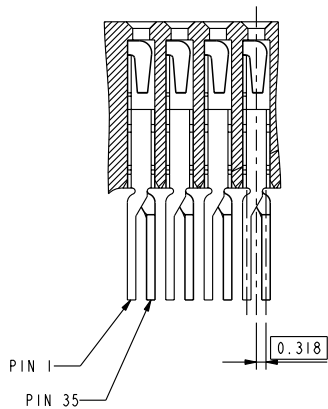


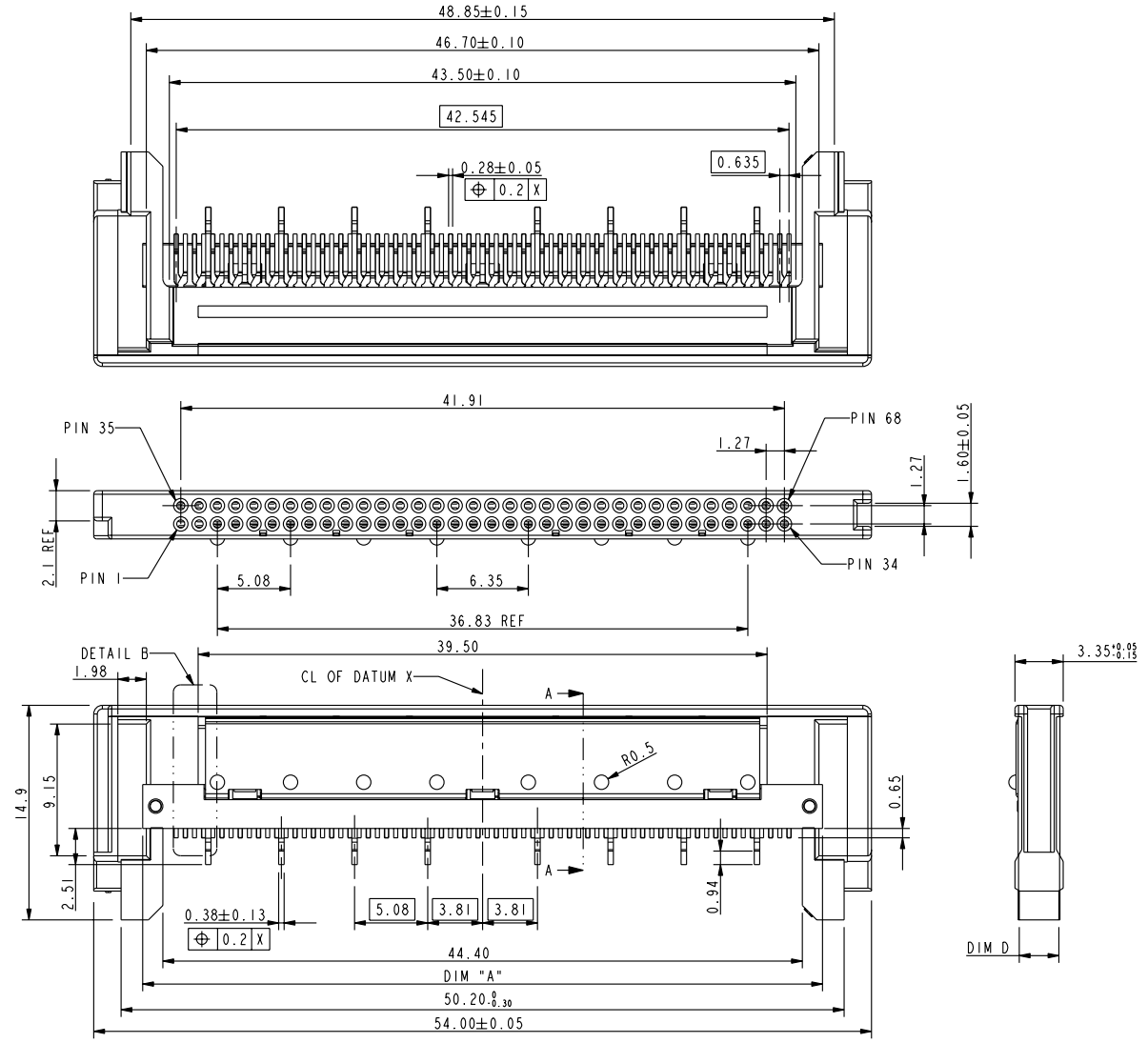
Tous droits strictement reserves. Reproduction ou communication o des tiers interdite sous quelque forme que ce soit sans autorisation écrite du propriétaire. Propriete de c F.C.I. Droits de reproduction F.C.I.



All rights strictly reserved. Reproduction or issue to third parties in any form, whenever is not permitted without written authority from the proprietor. Property of F.C.I. Copyright F.C.I.



DETAIL B
SCALE 4.0



mat'l code				tolerances unless otherwise specified		CUSTOMER		FCI		www.fciconnect.com	
ltr	ecn no.	dr	date	linear	.X±0.3		COPY		projection	title	
A	DG06-0339	P M	08/14/'06		.XX±0.13		MM			68P CARDBUS RECEPTACLE ASS'Y	
B	DG08-0009	C S	07/01/'08	angles	.XXX±0.05		0°±2°		product family		
C	DG08-0116	NZ	05/27/'08		0°±2°		PCMCIA		code		
				dr	PM Zheng	08/14/'06	scale		size		sheet
				engr	PM Zheng	08/14/'06	1.000		dwg no		
				chr	Beer Fu	08/14/'06			A		1 of 2
				appd	Joseph Hsia	08/14/'06			10071885		
sheet index		revision sheet	C	C							
			1	2							

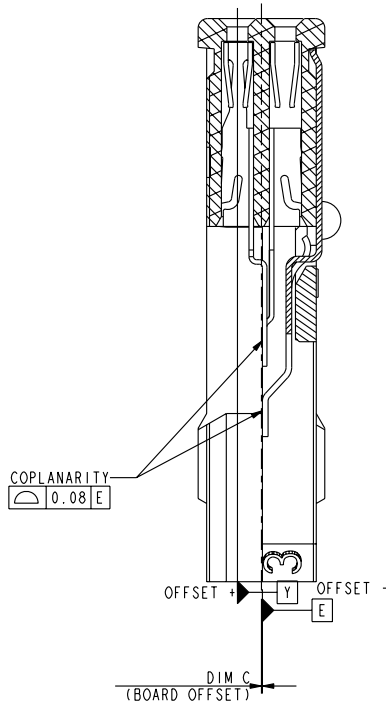
THIS FILE WAS ORIGINALLY CREATED IN THE PRO ENGINEER ENVIRONMENT AND ANY FUTURE REVISIONS TO THIS FILE MUST BE MADE IN THE PRO ENGINEER ENVIRONMENT

Tous droits strictement reserves. Reproduction ou communication a des tiers interdite sous quelque forme que ce soit sans autorisation écrite du propriétaire. Propriete de c FCI. Droits de reproduction FCI.



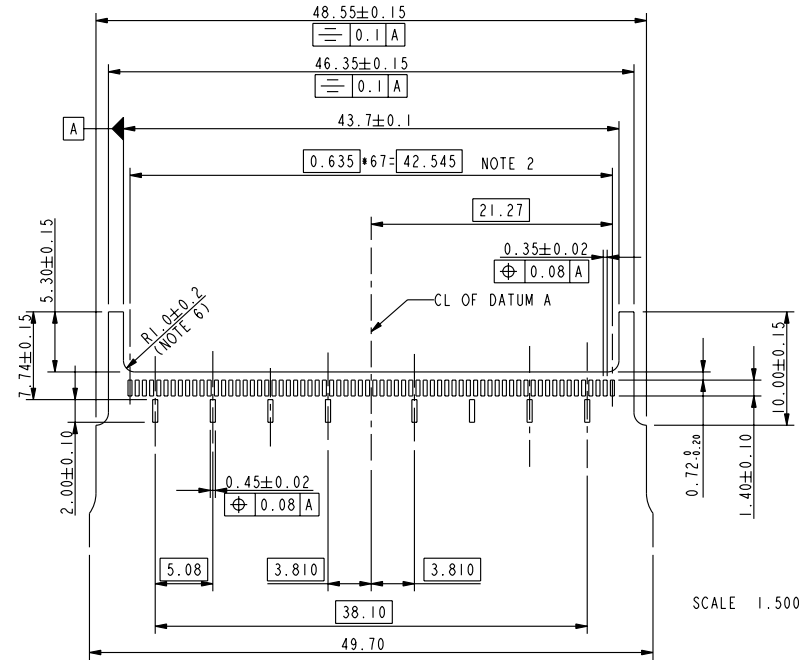
All rights strictly reserved. Reproduction or issue to third parties in any form, whenever is not permitted without written authority from the proprietor. Property of FCI. Copyright FCI.

PRODUCT NUMBER	DIM A	BOARD OFFSET DIM C	DIM D	PACKING
10071885-001LF	47.20±0.10	0	2.85±0.05	SEE NOTE 5 FOR DETAIL DESCRIPTION



SECTION A-A
SCALE 5.000

THIS FILE WAS ORIGINALLY CREATED IN THE PRO ENGINEER ENVIRONMENT AND ANY FUTURE REVISIONS TO THIS FILE MUST BE MADE IN THE PRO ENGINEER ENVIRONMENT



Recommended PCB layout

NOTE:

- MATERIAL:
CONTACT: PHBR 0.12±
GROUND SHIELD: BRASS 0.15±
HOUSING: LCP UL 94V-0, BLACK
- FINISH:
CONTACT: ALL OVER --- Ni UNDER 0.5-2 MICRON; CONTACT --- Au OR GXT PLATING 0.38-0.80 MICRON;
SOLDER TAIL --- MATT TIN LEAD 2.5-5 MICRON.
GROUND SHIELD: ALL OVER --- Ni UNDER 1.27-3 MICRON; CONTACT --- Au OR GXT PLATING 0.38-0.80 MICRON
ONLY FOR DIMPLE SURFACE AND OTHER SURFACE DIMPLES ARE 0.025-0.25 MICRON GOLD FLASH
SOLDER TAIL --- MATT TIN 3.8-7 MICRON.
- MAX. BOW OF PCB ON THIS DIMENSION IS 0.1mm.
- MATED CONNECTOR SHOULD BE BASED ON JEIDA AND PCMCIA SPECIFICATION.
- PACKING DETAIL: (REFER TO GS-14-723 AND GS-14-920)
-XXXLTF USE TAPE AND REEL 750 PCS / REEL.
-XXXHLF USE TRAY PACKAGE 2160 PCS/CARTON AND PRODUCT ORIENTATION IN TRAY PER THE REQUEST FROM SUNMSG
- ELIMINATE THE CORNER TO PREVENT INTERFERENCE WITH SOLDER TAIL.
- PRODUCT SPEC. REFER TO GS-12-228.
- 10071885-XXXLF PRODUCTS MEET EUROPEAN UNION DIRECTIVES AND OTHER COUNTRY REGULATIONS AS DESCRIBED IN GS-22-008
- THE HOUSING WILL WITHSTAND EXPOSURE TO 260°C PEAK TEMPERATURE FOR 10 SECONDS IN IR-REFLOW.

mat'l code				tolerances unless otherwise specified		CUSTOMER	FCI www.fciconnect.com	
ltr	ecr no.	dr	date	linear	.X±0.3	COPY	title	
C				angles	.XX±0.13	projection	68P CARDBUS RECEPTACLE ASS'Y	
				dr	.XXX±0.05	MM	product family	PCMCIA
				engr	0°±2°	scale	size	code
				chr	PM Zheng 08/14/06	1.000	dwg no	
				appd	PM Zheng 08/14/06		10071885	sheet
sheet index	revision sheet				Beer Fu 08/14/06			2
					Joseph Hsia 08/14/06			