

THIS DRAWING IS UNPUBLISHED. RELEASED FOR PUBLICATION SEP ,2005.

© COPYRIGHT 2005 BY TYCO ELECTRONICS CORPORATION. ALL RIGHTS RESERVED.

LOC	DIST	REVISIONS					
E	B	P	LTR	DESCRIPTION	DATE	DWN	APVD
		D		ECO-09-017593	27Jul09	AM	BOB

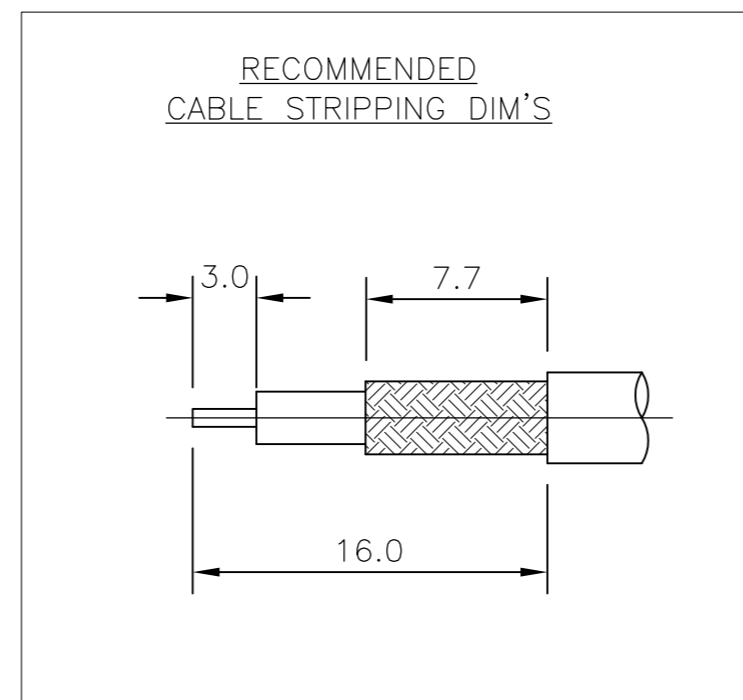
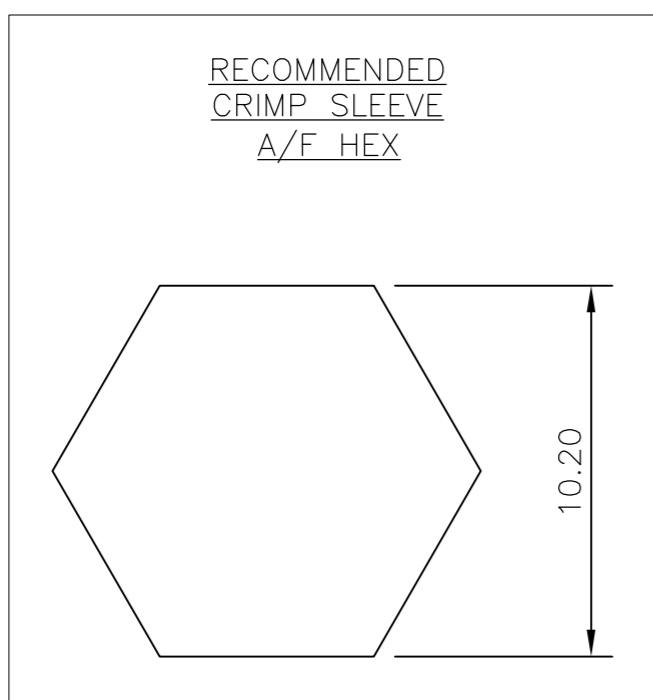
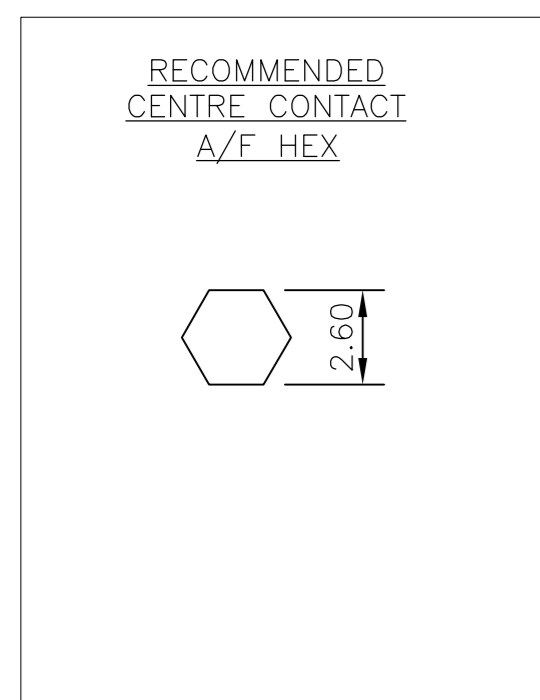
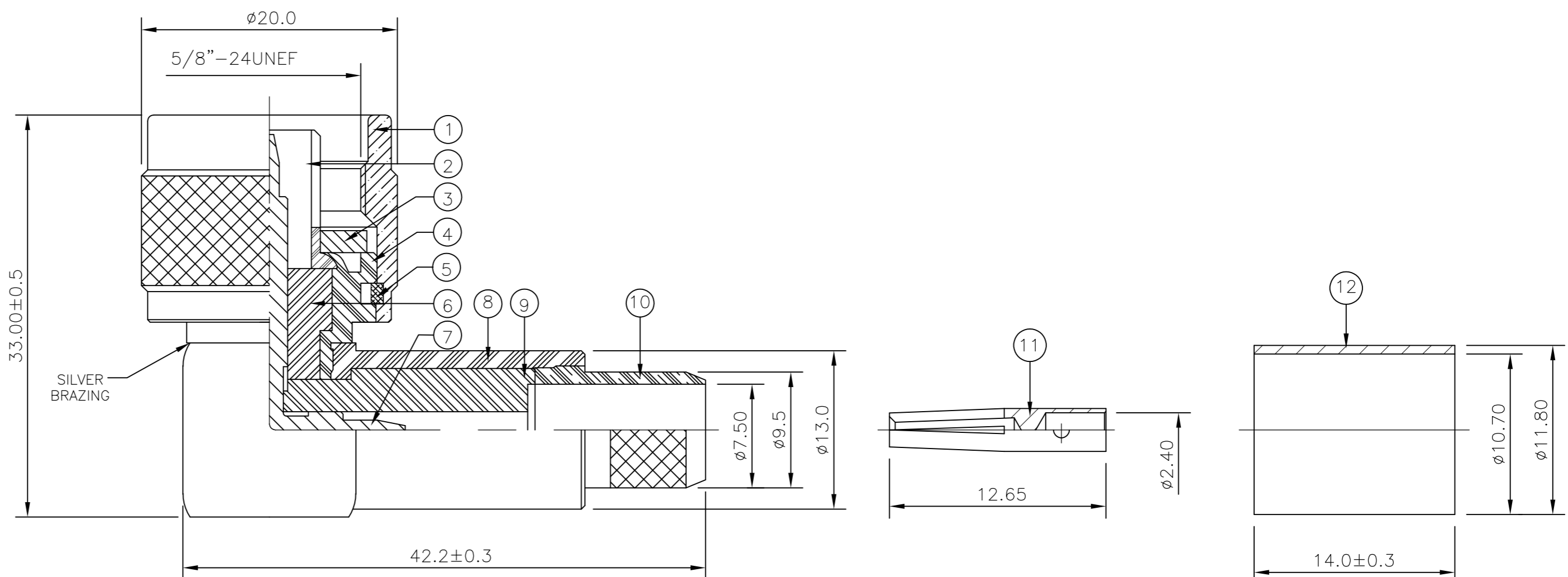
NOTES:

- 1 PACK IN ACCORDANCE WITH AMP SPEC 107-3275
- 2 100 TRAY PACK IN ACCORDANCE WITH AMP SPEC 107-3275
- 3 Ag PLATING
- 4 THIS ITEM MUST BE WHITE
- 5. HAND TOOL: 9-1478239-0
- 6. ELECTRICAL CHARACTERISTICS
 

FREQUENCY RANGE:	DC - 11 GHz
NOMINAL IMPEDANCE:	50 Ohm
INSULATION RESISTANCE:	5000 MOhm
WORKING VOLTAGE:	1000 Volts RMS at Sea Level
DIELECTRIC WITHSTAND VOLTAGE:	2500 Volts RMS Max
CONTACT RESISTANCE:	
CENTRE CONTACT:	1.00 mOhm Max
OUTER CONTACT:	1.00 mOhm Max
VSWR @ 4GHz:	1.50:1 Max
INSERTION LOSS dB @ x 4 GHz:	0.30 Max
- 7. MECHANICAL CHARACTERISTICS
 

COUPLING RETENTION FORCE:	445N Min
CABLE RETENTION FORCE:	350N Min
DURABILITY:	500 Cycles Min
- 8. ENVIRONMENTAL CHARACTERISTICS
 

OPERATING TEMPERATURE:	-65 to +165 DegC
------------------------	------------------



QTY	QTY PER ASSY	MATERIAL	DESCRIPTION	ITEM
1	1	BRASS	FERRULE	12
1	1	BRASS	CONTACT II	11
1	1	BRASS	CHASSIS	10
1	1	PTFE	INSULATION II	9
1	1	BRASS	BODY II	8
1	1	BRASS	CONTACT I	7
1	1	PTFE	INSULATION I	6
1	1	BRASS	CIRCLIP	5
1	1	BRASS	BODY I	4
1	1	SILICON RUBBER	GASKET	3
1	1	BRASS	OUTER CONTACT	2
1	1	BRASS	SHELL	1
6--0	1--0	MATERIAL	DESCRIPTION	ITEM

THIS DRAWING IS A CONTROLLED DOCUMENT.		DWN J.SANDWELL 21SEP05		Tyco Electronics Corporation Kunshan, Jiangsu, RPC215321	
DIMENSIONS: mm		CHK S.PARLOW 21SEP05			
TOLERANCES UNLESS OTHERWISE SPECIFIED:		APVD F.WHEELER-KING 21SEP05		NAME	
0 PLC ± -		PRODUCT SPEC		TYPE-N ELBOW PLUG CRIMP 50 OHM	
1 PLC ± 0.2		APPLICATION SPEC		PSF 1/4M, RG8A/U, 213/U, URM67, KX4	
2 PLC ± 0.1		WEIGHT -		SIZE	CAGE CODE
3 PLC ± 0.05		CUSTOMER DRAWING		A2	00779
4 PLC ± -		SCALE NTS		DRAWING NO	
ANGLES ± -		SHEET 1 OF 1		G-1337412	
FINISH SEE TABLE		REV D		RESTRICTED TO -	