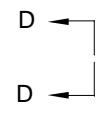
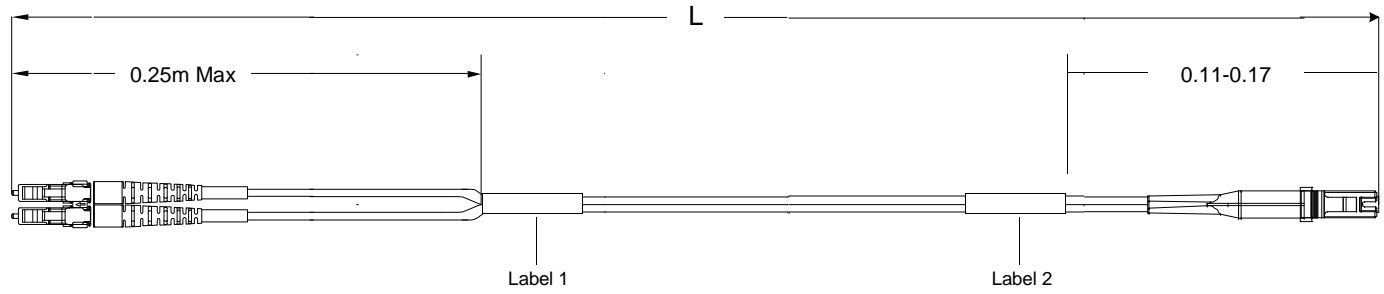


THIS DRAWING IS A CONTROLLED DOCUMENT

USED ON



Left Side

Connector(s): LC-Duplex Secure
 Mode: MM
 Housing Color: Aqua
 Geom. Spec: N/A

Fiber Path

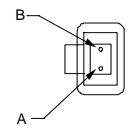
A - - Fiber B
 B - - Fiber A

Right Side

Connector(s): MT-RJ (No Pins)
 Mode: MM
 Housing Color: Black
 Geom. Spec: 115-1215

Notes:

- 1 Includes dust caps (not shown on print).
- 2 OM3 assemblies tested at 850nm, all other multimode tested at 1300nm
- 3 Label 2 will not be present on any cable assembly less than 5 meters long.



VIEW D-D
 NOT TO SCALE

THIS INFORMATION IS CONFIDENTIAL AND PROPRIETARY TO TYCO ELECTRONICS, INC. IT MAY NOT BE DISCLOSED TO ANY OTHER PARTY WITHOUT THE WRITTEN AUTHORIZATION OF TYCO ELECTRONICS CORPORATION, HARRISBURG, PENNSYLVANIA

LOC
 CE
 DIST
 16

A	Rev Per	EC#	RELEASE	9/29/2011	-	DK	
P	LTR		REVISION RECORD	DATE	DN	APVD	

DIMENSIONS:	TOLERANCES UNLESS
meters	OTHERWISE SPECIFIED:
0 PLC	± .
1 PLC	± .
2 PLC	± .
3 PLC	± .
4 PLC	± .

Restricted To:
 v

DWG	Cable Assy Configurator	MATERIAL		HEAT TREAT	
CHK	Doug Kirsch	Tyco Electronics, Inc. Harrisburg, PA 17105-3608			
APVD	Doug Kirsch				
NAME	FO C/A - 2 fiber, 62.5/125, OFNP (Plenum) jacket, LC-Duplex Secure to MT-RJ (No Pins)				
SCALE	NTS	SIZE	A2	DRAWING NO	C- 1907132
SHEET	1 of 2	REV	A		

THIS DRAWING IS A CONTROLLED DOCUMENT.

Part #	L (meters)	L (feet)	LC-Duplex Secure, Aqua		MT-RJ (No Pins), Black	
			IL (dB)	RL (dB)	IL (dB)	RL (dB)
0-1907132-1	0.950 - 1.050	3.11 - 3.44	0.5	-	0.5	20
0-1907132-2	1.950 - 2.050	6.39 - 6.72	0.5	-	0.5	20
0-1907132-3	2.950 - 3.050	9.67 - 10.00	0.5	-	0.5	20
0-1907132-4	3.920 - 4.080	12.86 - 13.38	0.51	-	0.51	20
0-1907132-5	4.920 - 5.080	16.14 - 16.66	0.51	-	0.51	20
1-1907132-0	9.850 - 10.150	32.31 - 33.30	0.52	-	0.52	20
1-1907132-2	11.850 - 12.150	38.87 - 39.86	0.52	-	0.52	20
1-1907132-5	14.850 - 15.150	48.72 - 49.70	0.52	-	0.52	20
2-1907132-0	19.800 - 20.200	64.96 - 66.27	0.53	-	0.53	20

Qty	U of M	Description	Item No.
2	piece	Trace Label	14
2	piece	Eyelet/Shrink tube assembly - White	13
1	piece	MT-RJ TwinZip Bend Limiting Boot, Beige	12
1	piece	MT-RJ FERRULE, THERMOPLAST,MM	11
AR	meter	2 fiber, 62.5/125, 1.8 mm, Twinzip, Orange, OFNP (Plenu	10
2	piece	LC Connector Assy, 1.6mm-2.0mm, MM	9
1	piece	LC Duplex clip, black	8
2	piece	LC, SC, FC Straight Boot, Beige	7
1	piece	CRIMP EYELET, MT-RJ	6
1	piece	MT-RJ, SPRING PUSH, UNIVERSAL	5
1	piece	PIN KEEPER, 3.8MM	4
1	piece	SPRING, MT-RJ, 3.8 DESIGN	3
1	piece	DUST COVER, MT-RJ	2
1	piece	HOUSING, CONN, MT-RJ,BLACK	1

Label 1

Per specification 107-1645-1



Trace # - Bar Code
Trace # - Human Readable
Part Number
Country of Origin

This label is used on all lengths on this drawing.

Label 2

Per specification 107-1645-1



Trace # - Bar Code
Trace # - Human Readable
Part Number
Country of Origin

This label is used on all lengths on this drawing.

THIS INFORMATION IS CONFIDENTIAL AND PROPRIETARY TO TYCO ELECTRONICS, INC. IT IS THE PROPERTY OF TYCO ELECTRONICS, INC. AND IS NOT TO BE DISCLOSED TO ANY OTHER PERSON OR ENTITY WITHOUT THE WRITTEN AUTHORIZATION OF TYCO ELECTRONICS CORPORATION, HARRISBURG, PENNSYLVANIA.

LOC
CE
DIST
16

REV	DATE	BY	CHK
A	9/29/2011	DK	
P			

Restricted To:

DIMENSIONS: meters

TOLEANCES UNLESS OTHERWISE SPECIFIED:

0 PLC	± .
2 PLC	± .
3 PLC	± .
4 PLC	± .

DWG	Cable Assy Configurator	MATERIAL	-	HEAT TREAT	-
CHK	Doug Kirsch	Tyco Electronics, Inc. Harrisburg, PA 17105-3608			
APVD	Doug Kirsch				
NAME	FO C/A - 2 fiber, 62.5/125, OFNP (Plenum) jacket, LC-Duplex Secure to MT-RJ (No Pins)				
SCALE	NTS	SIZE	A2	DRAWING NO	C- 1907132
SHEET	2 of 2		REV	A	