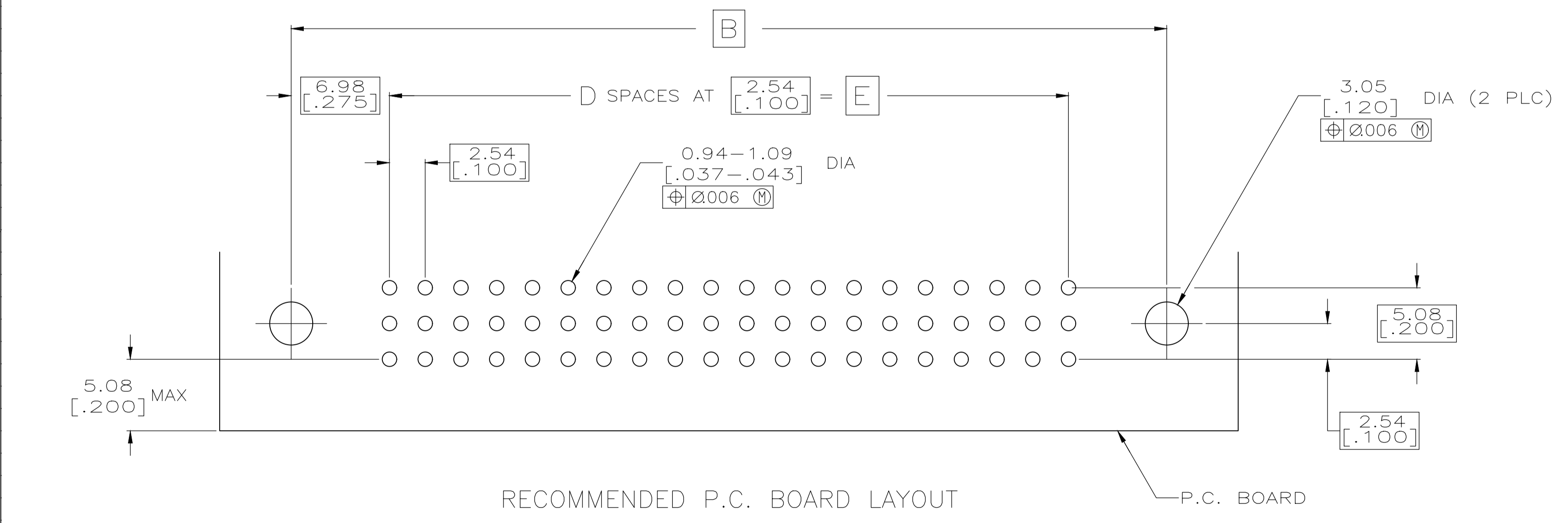
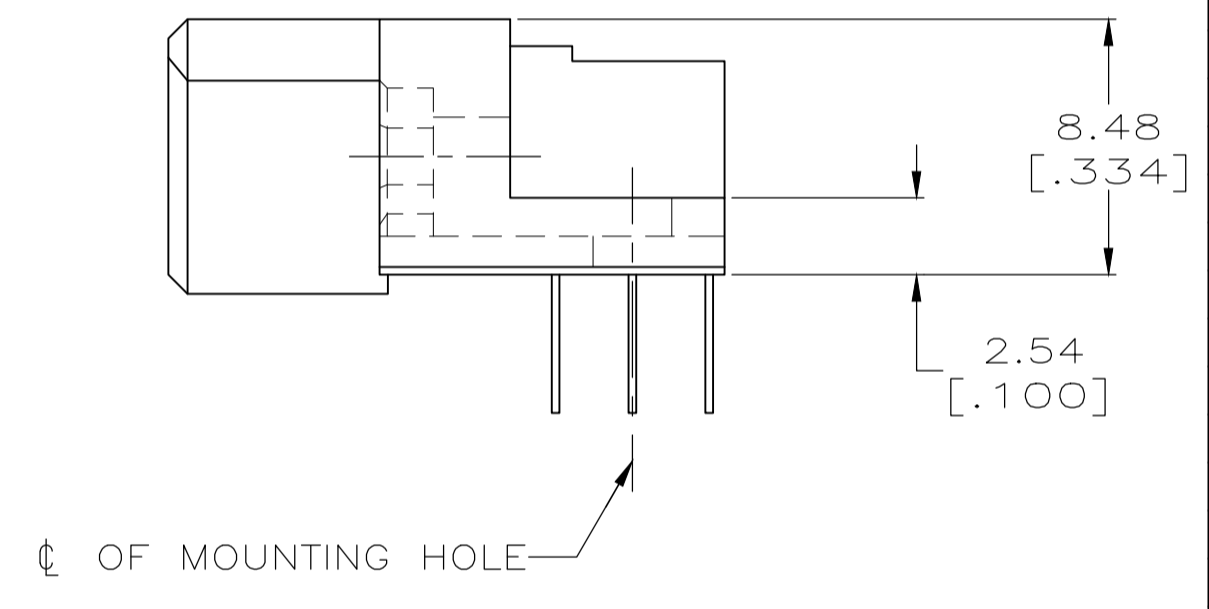
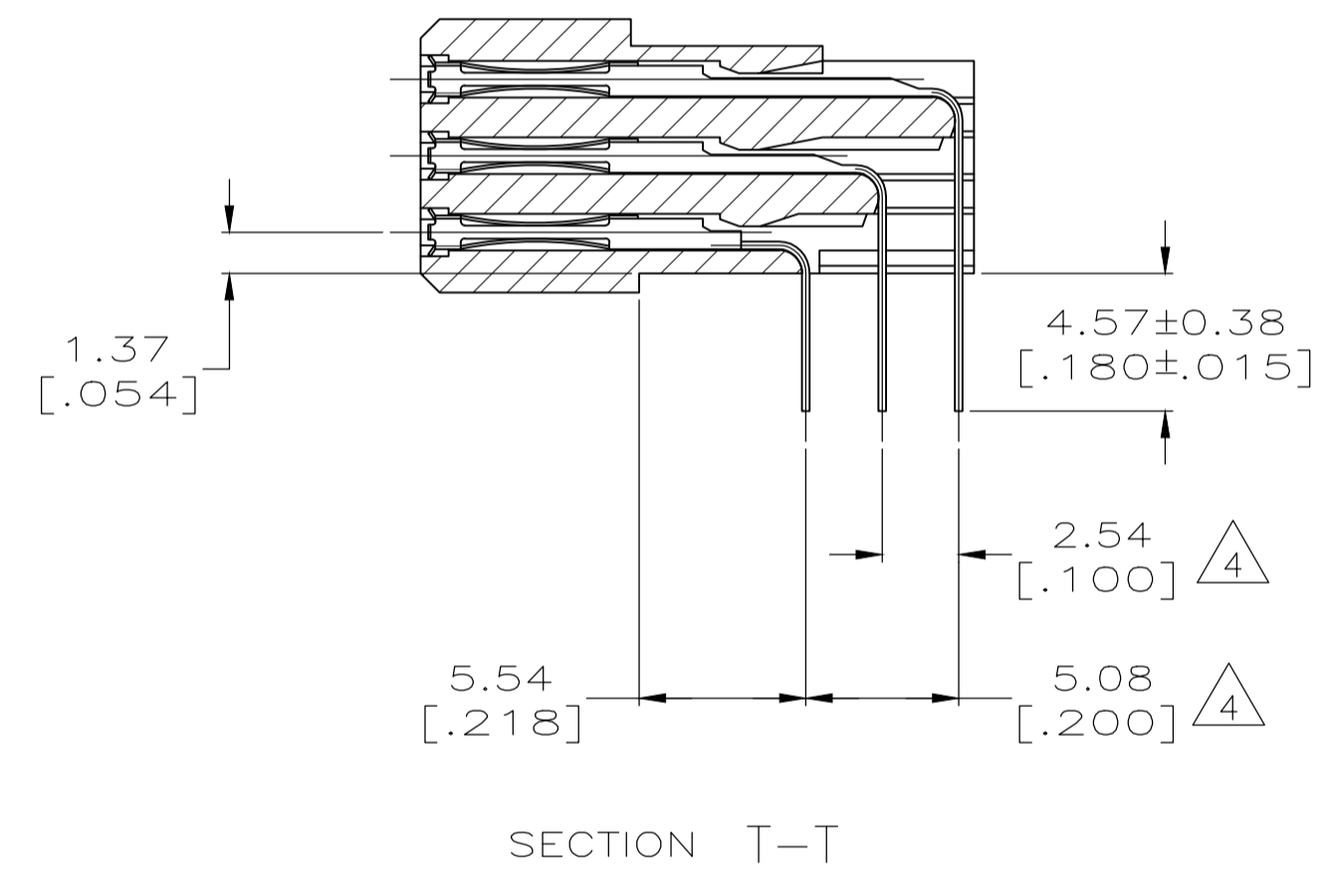
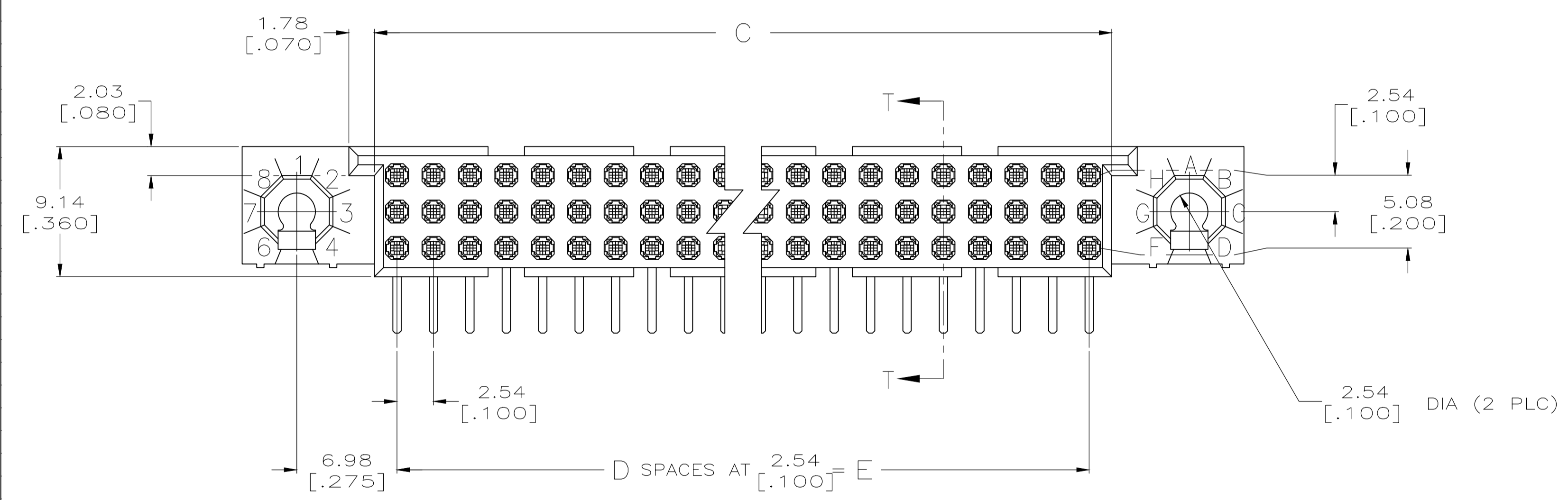
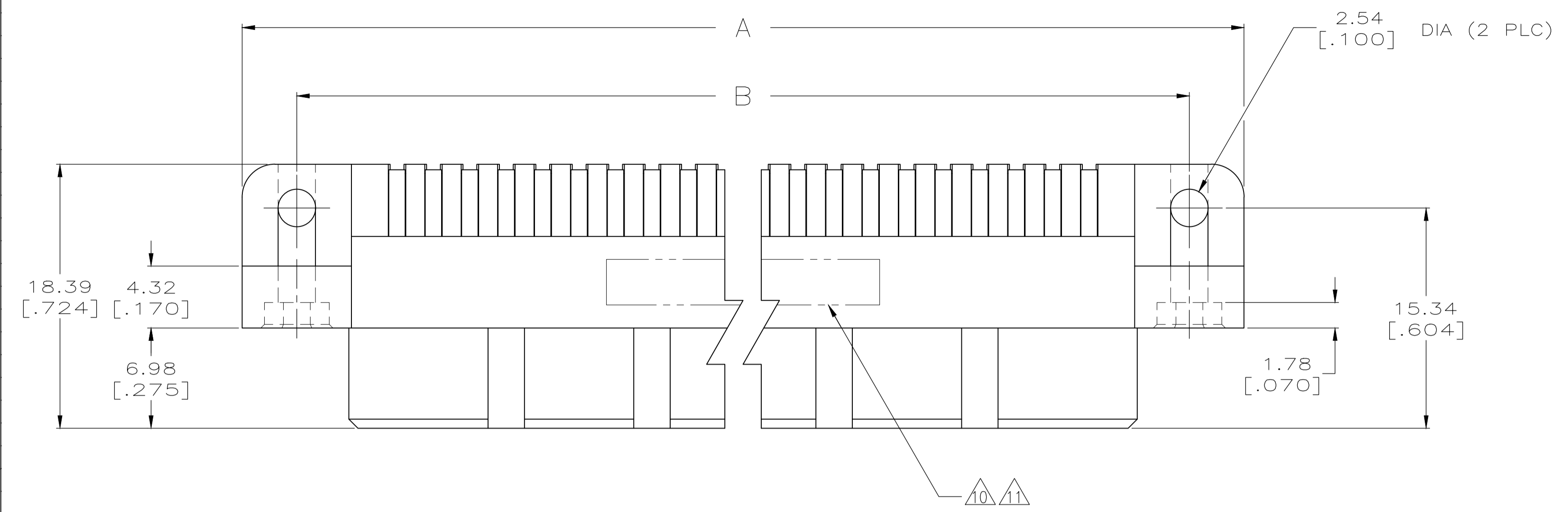


REVISIONS					
P	LTR	DESCRIPTION	DATE	DMN	APVD
AD		REVISED PER ECO-19-006153	3JAN2020	DS	HL



THIS DRAWING IS A CONTROLLED DOCUMENT.		DIN R.K. SEIFRIED 06/13/90	TE Connectivity	
DIMENSIONS: mm [INCHES]		CHK G.SKIPPER 01/24/92		
TOLERANCES UNLESS OTHERWISE SPECIFIED:		APVD	NAME	
0 PLC ± -			HDI, 3 ROW, RECEPTACLE ASSEMBLY, 4.57 [.180] LONG SOLDER TAILS	
1 PLC ± -			PRODUCT SPEC	
2 PLC ± -			APPLICATION SPEC	
3 PLC ± 0.13 [.005]			SIZE CAGE CODE DRAWING NO	
4 PLC ± -			RESTRICTED TO	
ANGLES ± -			WEIGHT 0 A1 00779 C=532431	
MATERIAL	FINISH	WEIGHT	CUSTOMER DRAWING SCALE 4:1 SHEET 1 OF 2 REV AD	

REVISIONS				
P	LTR	DESCRIPTION	DATE	APPV
-	-	SEE SHEET 1	-	-

- ① HOUSING MATERIAL: THERMOPLASTIC, COLOR-NATURAL.
- ② CONTACT MATERIAL: COPPER ALLOY.
- ③ FINISH:  
MATING AREA: MEETS THE PERFORMANCE REQUIREMENTS OF PRODUCT SPECIFICATION 108-9063; BASED ON TELCORDIA DR-1217-CORE APPLICATIONS IN UNCONTROLLED ENVIRONMENTS.  
SOLDER TAILS AREA: TIN-LEAD PLATED.
- ④ SOLDER TAILS MUST FIT HOLE PATTERN AS SHOWN ON THE RECOMMENDED P.C. BOARD LAYOUT.
- 5. DIMENSIONS IN BRACKETS ARE IN INCHES.
- △ PART NUMBER IS OBSOLETE.
- ⑧ OBSOLETE PARTS: OBSOLETE CIS STREAMLINING PER D.RENAUD/D.SINISI
- ⑨ NO CONTACT LUBRICANT
- ⑩ AMP, PART NUMBER, AND DATE CODE
- ⑪ OEFD0-983-9910-308, REV \_\_, 00779 AND DATE CODE, ONLY FOR PART NUMBER 2-532431-5
- ⑫ PART NUMBER IS FOR ROCKWELL COLLINS.
- ⑬ FINISH:  
CONTACT FINISH: .00127-.00254 [.000050-.000100] NICKEL UNDERPLATE ALL OVER; .000762 [.000030] GOLD PLATE IN CONTACT AREA, TIN-LEAD PLATED POSTS.

⑬	210.82 [8.300]	83	213.97 [8.424]	224.79 [8.850]	232.41 [9.150]	252	4-532431-9
⑬	200.66 [7.900]	79	203.81 [8.024]	214.63 [8.450]	222.25 [8.750]	240	4-532431-3
⑬	175.26 [6.900]	69	178.41 [7.024]	189.23 [7.450]	196.85 [7.750]	210	4-532431-1
⑬	149.86 [5.900]	59	153.01 [6.024]	163.83 [6.450]	171.45 [6.750]	180	3-532431-9
⑬	99.06 [3.900]	39	102.21 [4.024]	113.03 [4.450]	120.65 [4.750]	120	3-532431-5
⑬	60.96 [2.400]	24	64.11 [2.524]	74.93 [2.950]	82.55 [3.250]	75	3-532431-1
⑬⑫⑪⑩⑨	60.96 [2.400]	24	64.11 [2.524]	74.93 [2.950]	82.55 [3.250]	75	2-532431-5
⑬	27.94 [1.100]	11	31.09 [1.224]	41.91 [1.650]	49.53 [1.950]	36	2-532431-4
⑬	48.26 [1.900]	19	51.41 [2.024]	62.23 [2.450]	69.85 [2.750]	60	2-532431-3
⑬⑩	43.18 [1.700]	17	46.33 [1.824]	57.15 [2.250]	64.77 [2.550]	54	2-532431-2
⑬	144.78 [5.700]	57	147.93 [5.824]	158.75 [6.250]	166.37 [6.550]	174	2-532431-1
⑬	81.28 [3.200]	32	84.43 [3.324]	95.25 [3.750]	102.87 [4.050]	99	2-532431-0
⑬	210.82 [8.300]	83	213.97 [8.424]	224.79 [8.850]	232.41 [9.150]	252	1-532431-9
⑬	243.84 [9.600]	96	246.99 [9.724]	257.81 [10.150]	265.43 [10.450]	291	1-532431-8
⑬	251.46 [9.900]	99	254.61 [10.024]	265.43 [10.450]	273.05 [10.750]	300	1-532431-7
⑬	238.76 [9.400]	94	241.91 [9.524]	252.73 [9.950]	260.35 [10.250]	285	1-532431-6
⑬	226.06 [8.900]	89	229.21 [9.024]	240.03 [9.450]	247.65 [9.750]	270	1-532431-5
⑬	213.36 [8.400]	84	216.51 [8.524]	227.33 [8.950]	234.95 [9.250]	255	1-532431-4
⑬	200.66 [7.900]	79	203.81 [8.024]	214.63 [8.450]	222.25 [8.750]	240	1-532431-3
⑬	187.96 [7.400]	74	191.11 [7.524]	201.93 [7.950]	209.55 [8.250]	225	1-532431-2
⑬	175.26 [6.900]	69	178.41 [7.024]	189.23 [7.450]	196.85 [7.750]	210	1-532431-1
⑬	162.56 [6.400]	64	165.71 [6.524]	176.53 [6.950]	184.15 [7.250]	195	1-532431-0
⑬	149.86 [5.900]	59	153.01 [6.024]	163.83 [6.450]	171.45 [6.750]	180	532431-9
⑬	137.16 [5.400]	54	140.31 [5.524]	151.13 [5.950]	158.75 [6.250]	165	532431-8
⑬	124.46 [4.900]	49	127.61 [5.024]	138.43 [5.450]	146.05 [5.750]	150	532431-7
⑬	111.76 [4.400]	44	114.91 [4.524]	125.73 [4.950]	133.35 [5.250]	135	532431-6
⑬	99.06 [3.900]	39	102.21 [4.024]	113.03 [4.450]	120.65 [4.750]	120	532431-5
⑬	86.36 [3.400]	34	89.51 [3.524]	100.33 [3.950]	107.95 [4.250]	105	532431-4
⑬	78.74 [3.100]	31	81.89 [3.224]	92.71 [3.650]	100.33 [3.950]	96	532431-3
⑬	73.66 [2.900]	29	76.81 [3.024]	87.63 [3.450]	95.25 [3.750]	90	532431-2
⑬	60.96 [2.400]	24	64.11 [2.524]	74.93 [2.950]	82.55 [3.250]	75	532431-1
E	D	C	B	A	POSN	PART NUMBER	

⑧ OBSOLETE

THIS DRAWING IS A CONTROLLED DOCUMENT.

DIMENSIONS: mm [INCHES]	TOLERANCES UNLESS OTHERWISE SPECIFIED: 0 PLC ± - 1 PLC ± - 2 PLC ± - 3 PLC ± 0.13 [.005] 4 PLC ± - ANGLES ± -	DIN R.K. SEIFRIED 06/13/90 CHK G.SKIPPER 01/24/92 APPV -	NAME HDI, 3 ROW, RECEPTACLE ASSEMBLY, 4.57 [.180] LONG SOLDER TAILS
MATERIAL ①②	FINISH ③④	SIZE A1	RESTRICTED TO
CUSTOMER DRAWING		SCALE 4:1	SHEET 2 OF 2