

TECHNICAL CHARACTERISTICS

SPECIFICATION

- >Rating: 50mA, 12VDC
- >Contact Resistance:
 - Initial: 100mOHM max.
 - After Life Test: 20HM max.
- >Insulation Resistance: min. 100MOHM at 500VDC
- >Dielectric Strength: 250VAC for 1 minute
- >Stroke: 0.25 + 0.2 mm / - 0.1 mm
- >Bounce: 10ms max.

MATERIAL

- >Cover: Stainless Steel
- >Stem: LCP UL 94V-0
- >Frame: LCP UL 94V-0, color Black
- >Contact: Stainless Steel with silver
- >Terminal: Brass with silver plating
- >Tape: Polyimide tape

SOLDERING INFORMATION

- >Terminal in SMD version
- >Reflow soldering according to JEDEC J-STD 020 Hot Air
- >Hand soldering under 350°C for 3 sec. **max**

WASHABLE DEFINITION

Please do not submerge washable products into water or cleaning agents or put them in locations exposed to water or liquids completely. When cleaning by hand (brushing), please do not use excessive force on our switch to avoid malfunction afterwards, because you could deform function relevant areas or you could damage sealing functions. Do not clean washable series immediately after soldering. The cleaning agent may be absorbed into the switch through respiration while the switch cools.

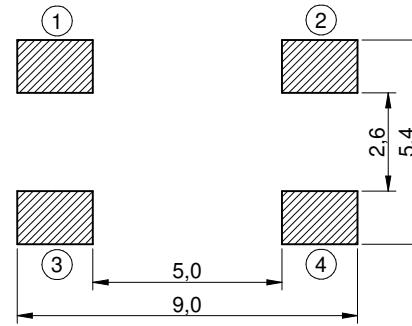
ENVIRONMENTAL

- >Storage condition: -40°C ~ +85°C
- >Operation condition: -40°C ~ +85°C
- >Compliance: Lead Free, ROHS, **Reach**

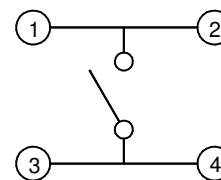
PACKAGING INFORMATION

>Tape & Reel

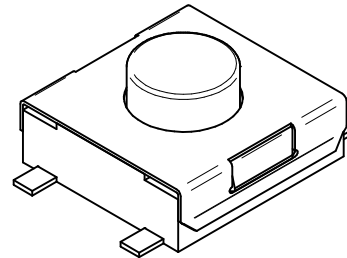
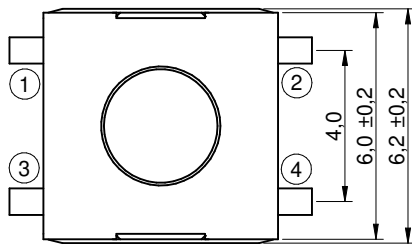
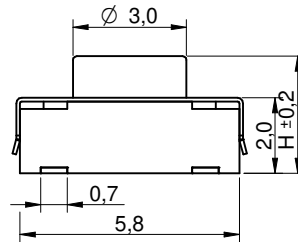
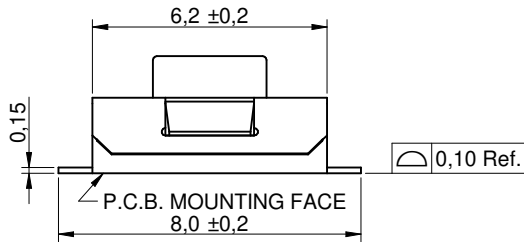
PN	Force	Color of Stem	Life cycle	-025		-031		-035	
				H	Ø D	H	Ø D	H	Ø D
430 481 xxx 816	160g ± 50gf	Black	1.000.000						
430 471 xxx 826	260g ± 50gf	White	500.000	2.5	3.0	3.1	3.0	3.5	3.0
430 451 xxx 836	360g ± 50gf	Salmon	200.000						



P.C.B. MOUNTING PLAN



SCHEMATIC



Scale - 5:1

This electronic component is designed and developed with the intention for use in general electronics equipments.

Before incorporating the components into any equipments in the field such as aerospace, aviation, nuclear control, submarine, transportation, (automotive control, train control, ship control), transportation signal, disaster prevention, medical, public information network etc. where higher safety and reliability are especially required or if there is possibility of direct damage or injury to human body, Würth Elektronik must be asked for a written approval.

In addition, even electronic component in general electronic equipments, when used in electrical circuits that require high safety, reliability functions or performance, the sufficient reliability evaluation-check for the safety must be performed before by the user before usage.

		Projection		GENERAL TOLERANCE .x = +/- 0,2 .xx = +/- 0,15			Basic material			
				Date	Name		DESCRIPTION			
e	remove Contact cladding	14-11-03	DaF	Checked	09-09-10	Jelisarow	WS-TASV 6x6mm washable Tact Switch, SMD version			
d	revised MatchCode	14-07-24	AL							
c	Bounce 10ms max.	14-04-11	DaF				Scale	5:1	Position	
b	washable definition	14-01-31	DaF							SIZE
a	warning text	11-10-28	WJ			Würth Elektronik eiCan	Drawing.- No. 4304x1xxx8x6			A4
REV	FILE	DATE	BY	EDV NO 4304x1xxx8x6.dft			System :Solid Edge V20			