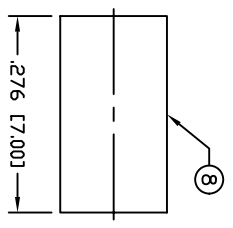
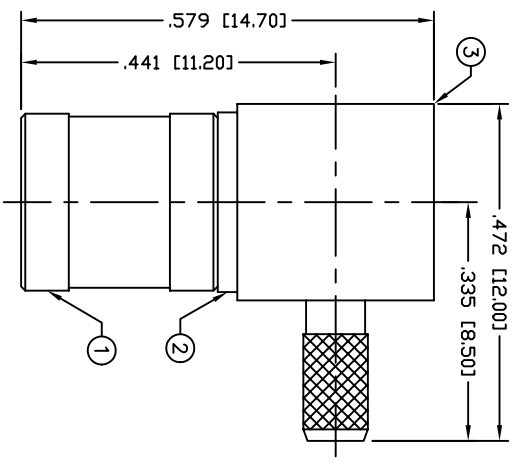
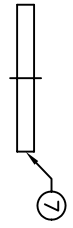
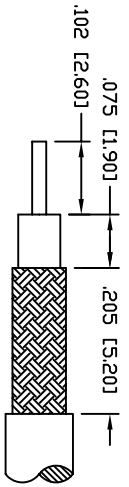
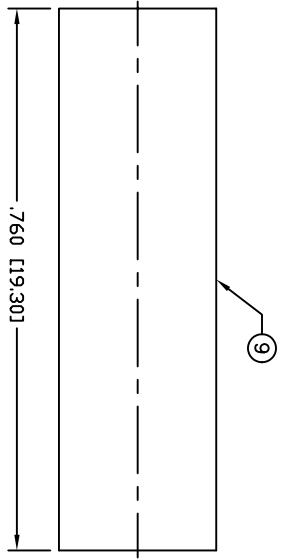


THIS DRAWING CONTAINS INFORMATION PROPRIETARY TO RF INDUSTRIES.
 ANY UNAUTHORIZED USE OF THIS DRAWING IS EXPRESSLY PROHIBITED
 WITHOUT WRITTEN PERMISSION FROM RF INDUSTRIES.
 ANY VIOLATION IS PUNISHABLE UNDER U.S. COPYRIGHT LAWS.

ALL DIMENSIONS ARE FOR REFERENCE ONLY



RECOMMENDED CRIMP DIE: .130"



RECOMMENDED STRIPPING DIMENSIONS

SPECIFICATIONS:


IMPEDANCE: 75 OHMS
 FREQUENCY: DC-4 GHz
 FOR RG-179 DOUBLE SHIELDED

NOTE: ATTACH CABLE TO CONNECTOR BY SOLDERING
 THE CABLE INNER CONDUCTOR TO THE
 CONTACT SLOT INSIDE THE CONNECTOR

#	DESCRIPTION	QTY	MATRL	FINISH	APPROVALS	DATE
1	SHELL	1	BRASS	GOLD, 3µ"	008974	
2	BODY	1	BRASS	GOLD, 3µ"		
3	FERRULE STUD	1	BRASS	GOLD, 3µ"		
4	INSULATOR	1	PTFE	---		
5	CONTACT	1	Be. Cu.	GOLD, 30µ"		
6	RETAINING RING	1	Be. Cu.	---		
7	PRESS CAP	1	BRASS	GOLD, 3µ"		
8	FERRULE	1	COPPER	GOLD, 3µ"		
9	TUBING	1	HEAT SHRINK	---		
10						
11						
12						
13						
14						

UNLESS OTHERWISE SPECIFIED:
 1. REMOVE ALL BURRS
 2. BREAK ALL CORNERS & EDGES .005 R. MAX.
 3. CHAMFER 1ST & LAST THREADS 45°
 4. SURFACE ROUGHNESS 63 FINISH MIL-STD-10
 5. DIAMETERS ON COMMON CENTERS TO BE
 CONCENTRIC WITHIN .002 T.I.R.
 6. ALL DIMENSIONS ARE AFTER PLATING.

DIMENSIONS ARE IN INCHES
 AND [MILLIMETERS]
 UNLESS OTHERWISE NOTED
 TOLERANCES ARE:
 DECIMALS DIAMETER
 .xxx±.003 [.08] .xxx±.001 [.03]
 .xx±.005 [.13]



RF connectors
 DIVISION OF RF INDUSTRIES, LTD.

7610 MIRAMAR RD
 SAN DIEGO, CA 92126
 (858) 549-6340
 (858) 549-6345 FAX

MINI SMB PLUG, CRIMP

75 OHM, RIGHT ANGLE

SIZE	CABLE GROUP	DWG NO.	REV
A	S 1	RSB-210-1-S1	-

SCALE: NTS CAD FILE OUTLINE SHEET 1 OF 1

PART NO.		DESCRIPTION		DWN	DATE	APPROVED
REV	ENGINEERING	RELEASE		CZS	8/3/00	JDMc