

## Printed-circuit board connector - DFK-PC 5/12-GFU-SH-7,62 - 1716276

Please be informed that the data shown in this PDF Document is generated from our Online Catalog. Please find the complete data in the user's documentation. Our General Terms of Use for Downloads are valid (<http://download.phoenixcontact.com>)

Header, Nominal current: 41 A, Rated voltage (III/2): 630 V, Number of positions: 12, Pitch: 7.62 mm, Color: green, Contact surface: Tin, Assembly: Soldering



### Product Features

- ✓ Panel thickness of 1 mm to 3 mm
- ✓ Feed-through headers for use in combination with all PC 5 plugs
- ✓ For soldering onto the PCB
- ✓ Mounted on the housing panel by means of tool-free snap-lock mechanism or conventional screw connection



### Key commercial data

Packing unit	1 pc
Minimum order quantity	10 pc
Weight per Piece (excluding packing)	22.22 GRM
Custom tariff number	85366990
Country of origin	Poland

### Technical data

#### Dimensions

Length	29.25 mm
Pitch	7.62 mm
Dimension a	83.82 mm
Pin dimensions	0,8 x 1,0
Pin spacing	7.62 mm
Hole diameter	1.3 mm

#### General

Range of articles	DFK-PC 5/...-GFU-SH
Insulating material group	I

# Printed-circuit board connector - DFK-PC 5/12-GFU-SH-7,62 - 1716276

## Technical data

### General

Rated surge voltage (III/3)	6 kV
Rated surge voltage (III/2)	6 kV
Rated surge voltage (II/2)	6 kV
Rated voltage (III/3)	500 V
Rated voltage (III/2)	630 V
Rated voltage (II/2)	800 V
Connection in acc. with standard	EN-VDE
Nominal current I <sub>N</sub>	41 A
Maximum load current	41 A
Insulating material	PA
Inflammability class according to UL 94	V0
Color	green
Number of positions	12

## Classifications

### eCl@ss

eCl@ss 4.0	272607xx
eCl@ss 4.1	27260701
eCl@ss 5.0	27260701
eCl@ss 5.1	27141190
eCl@ss 6.0	27260704
eCl@ss 7.0	27440402
eCl@ss 8.0	27440402

### ETIM

ETIM 3.0	EC001121
ETIM 4.0	EC002637
ETIM 5.0	EC002637

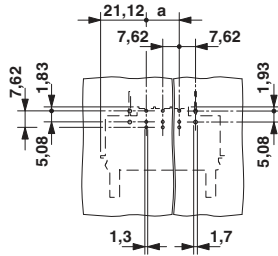
### UNSPSC

UNSPSC 6.01	30211810
UNSPSC 7.0901	39121409
UNSPSC 11	39121409
UNSPSC 12.01	39121409
UNSPSC 13.2	39121409

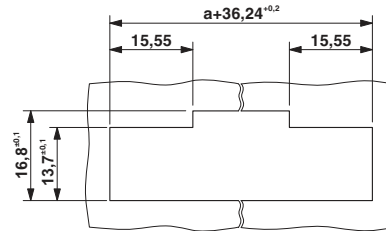
## Drawings

# Printed-circuit board connector - DFK-PC 5/12-GFU-SH-7,62 - 1716276

Drilling diagram

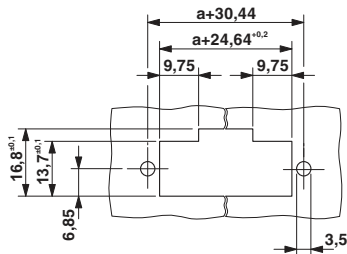


Dimensioned drawing



Sheet metal cutout for snap-on.

Dimensioned drawing



Sheet metal cutout for screw connection.

Dimensioned drawing

