

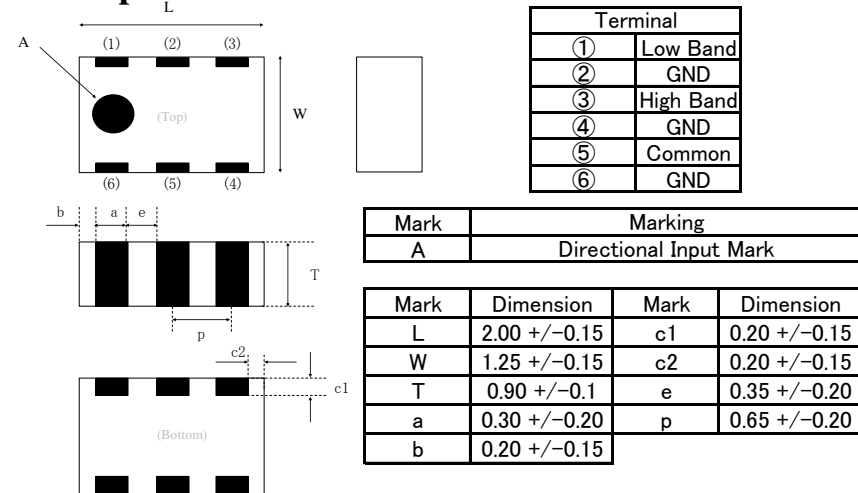
Diplexer for LTE (High Attenuation type)

FI 212P082934-T

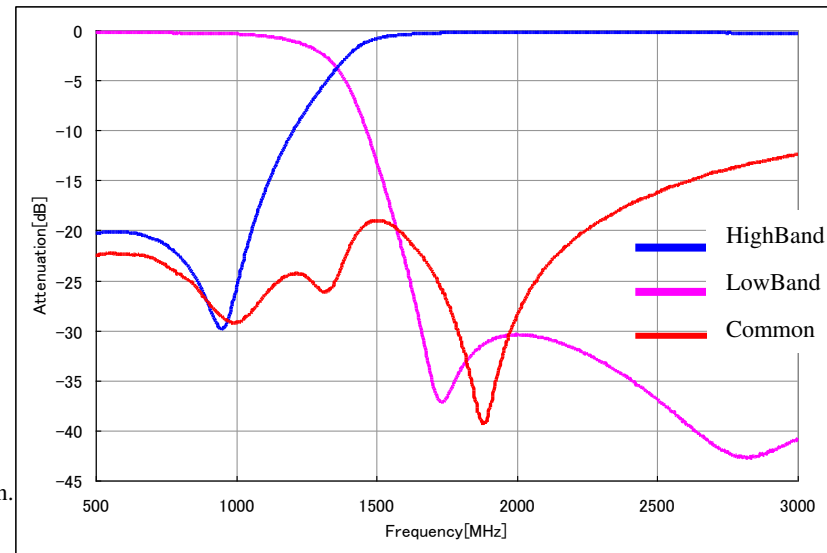
Electrical Characteristics

Condition		Specification	Measured Data Ta=+25degC	Note	
Low Band	Pass band frequency	698 - 960 MHz	←		
	Insertion Loss at Pass band	Pass band	-	0.35dB	NTC
			0.50dB Max. (-40~+85deg-C)	-	ETC
	V.S.W.R	Pass band	1.4 Max	1.2	
	Attenuation	1554-1580MHz	15.0dB Min.	17dB	NTC
			10.0dB Min.	-	ETC
			1710-2110MHz	25.0dB Min.	29dB
2110-2155MHz			25.0dB Min.	30dB	
2155-2690MHz			25.0dB Min.	30dB	
Impedance	Common Port	50 ohm	-		
	Low Band Port	50 ohm	-		
High Band	Pass band frequency 1	1710 - 2170 MHz	←		
	Pass band frequency 2	2500 - 2690 MHz	←		
	Insertion Loss at Pass band	Pass band 1	-	0.32dB	NTC
			0.50dB Max. (-40~+85deg-C)	-	ETC
	Pass band 2		-	0.29dB	NTC
			0.55dB Max. (-40~+85deg-C)	-	ETC
	V.S.W.R	Pass band 1	1.4 Max	1.2	
	Pass band 2	1.8 Max	1.5		
Attenuation	0.3-960MHz	17.0dB Min.	20dB		
Impedance	Common Port	50 ohm	-		
	High Band Port	50 ohm	-		
Isolation	698-960MHz	17.0dB Min.	20dB		
	1710-2690MHz	25.0dB Min.	29dB		

Shapes & Dimensions

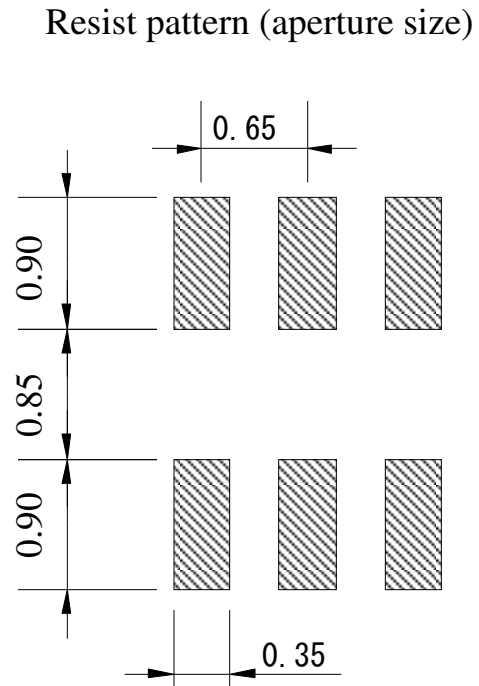
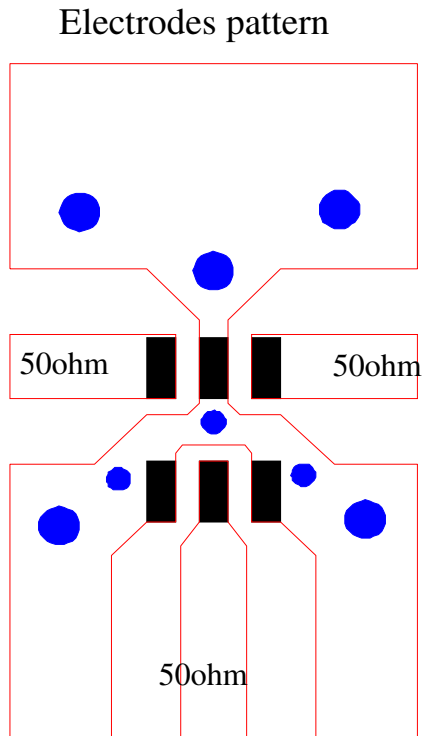


Actual Data



The data is reference only. Electrical characteristics vary depending on environment or measurement condition. TAIYO YUDEN reserves the right to make change to the Date at any time without notice. Before making final selection, please check product specification

The Example of a Land Pattern



Line width be designed to match 50ohm characteristic impedance.

Unit : mm

The data is reference only. Electrical characteristics vary depending on environment or measurement condition.
TAIYO YUDEN reserves the right to make change to the Date at any time without notice.
Before making final selection, please check product specification