


GBU15005-G Thru. GBU1510-G

Reverse Voltage: 50 to 1000V

Forward Current: 15.0A

RoHS Device

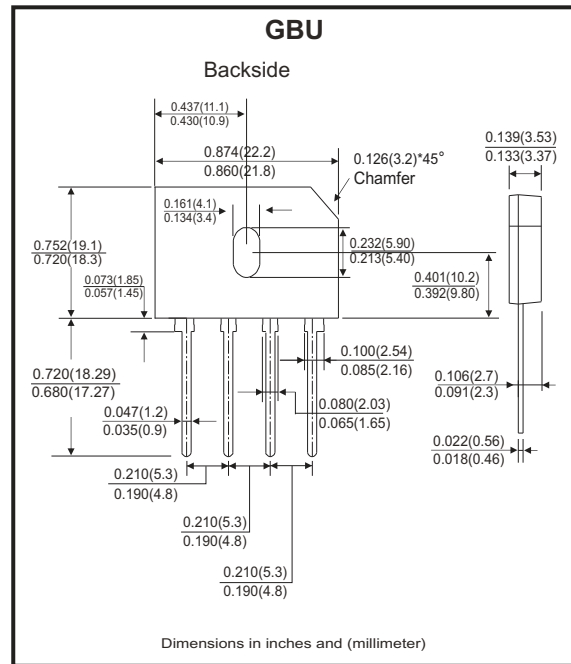


Features

- Surge overload rating -240 amperes peak.
- Ideal for printed circuit board.
- UL recognized file # E349301

Mechanical Data

- Epoxy: UL 94V-0 rate flame retardant.
- Case: Molded plastic, GBU
- Mounting position: Any
- Weight: 3.91 grams (approx.).



Maximum ratings and electrical characteristics

Rating at 25°C ambient temperature unless otherwise specified.
Single phase, half wave, 60Hz, resistive or inductive load.
For capacitive load, derate current by 20%

| Parameter | Symbol | GBU 15005-G | GBU 1501-G | GBU 1502-G | GBU 1504-G | GBU 1506-G | GBU 1508-G | GBU 1510-G | Unit |
|--|-----------------|-------------|------------|------------|------------|-------------|------------|------------|----------------------|
| Maximum Recurrent Peak Reverse Voltage | V_{RRM} | 50 | 100 | 200 | 400 | 600 | 800 | 1000 | V |
| Maximum RMS Voltage | V_{RMS} | 35 | 70 | 140 | 280 | 420 | 560 | 700 | V |
| Maximum DC Blocking Voltage | V_{DC} | 50 | 100 | 200 | 400 | 600 | 800 | 1000 | V |
| Maximum Average Forward (With heatsink Note2) Rectified Current @ $T_c=100^\circ\text{C}$ (without heatsink) | $I_{(AV)}$ | | | | | 15.0 | | | A |
| Peak Forward Surge Current, 8.3ms Single Half Sine-Wave Super Imposed On Rated Load (JEDEC Method) | I_{FSM} | | | | | 240 | | | A |
| Maximum Forward Voltage at 7.5A DC | V_F | | | | | 1.0 | | | V |
| Maximum DC Reverse Current @ $T_J=25^\circ\text{C}$ At Rate DC Blocking Voltage @ $T_J=125^\circ\text{C}$ | I_R | | | | | 10.0 | | | μA |
| I^2T Rating for Fusing($t<8.3\text{ms}$) | I^2t | | | | | 239 | | | A^2s |
| Typical Junction Capacitance Per Element (Note 1) | C_J | | | | | 70 | | | pF |
| Typical Thermal Resistance | $R_{\theta JC}$ | | | | | 2.2 | | | $^\circ\text{C/W}$ |
| Operating Temperature Range | T_J | | | | | -55 to +150 | | | $^\circ\text{C}$ |
| Storage Temperature Range | T_{STG} | | | | | -55 to +150 | | | $^\circ\text{C}$ |

Notes:

1. Measured at 1.0MHz and applied reverse voltage of 4.0V DC.
2. Device mounted on 100mm*100mm*1.6mm Cu plate heatsink.

Company reserves the right to improve product design , functions and reliability without notice.

REV: D

Rating and Characteristics Curves (GBU15005-G Thru. GBU1510-G)

Fig.1 - Derating Curve Output Rectified Current

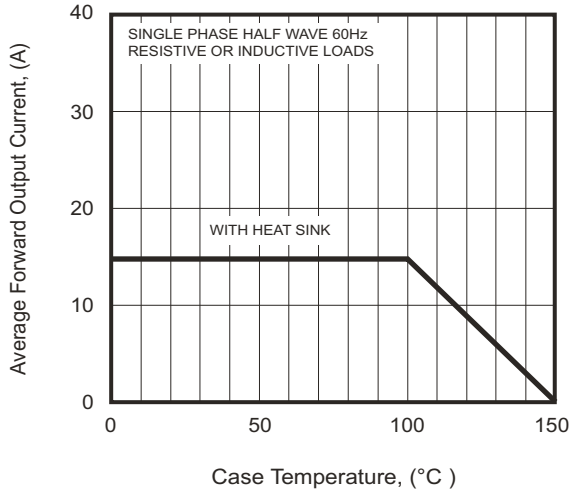


Fig.2 - Max. Forward Surge Current

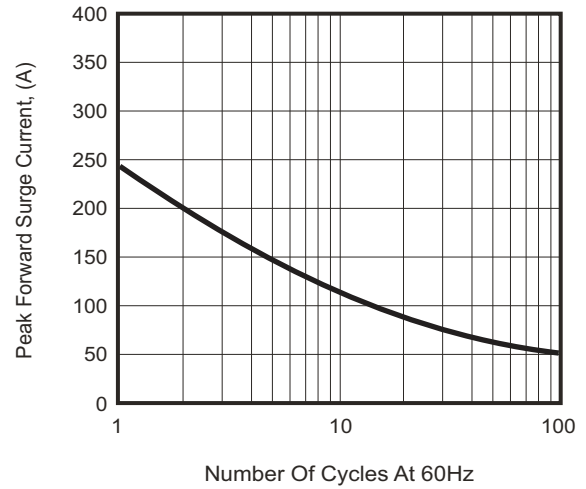


Fig.3 - Typical Forward Characteristics

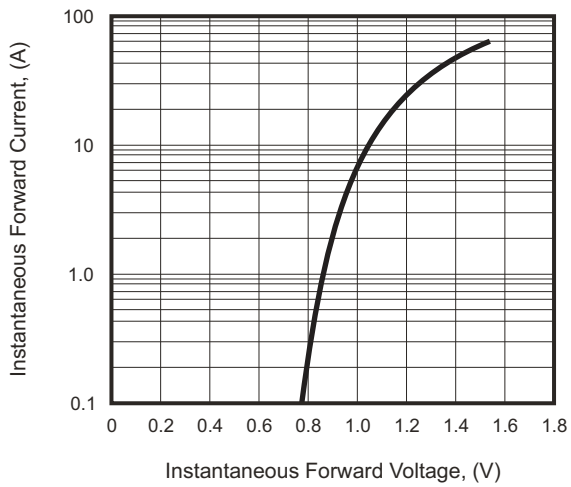
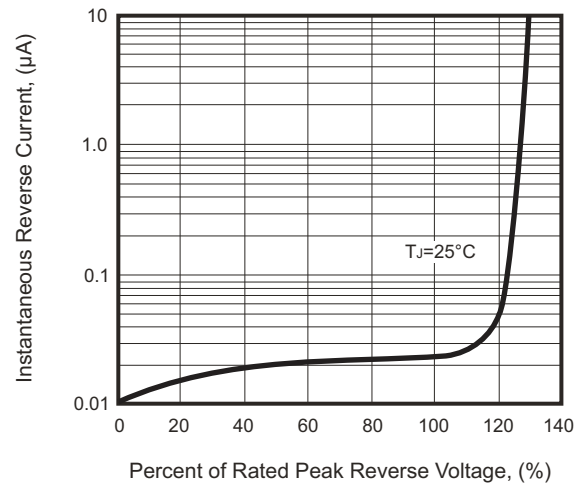
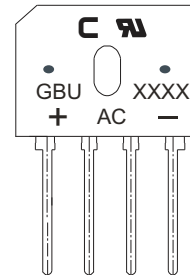


Fig.4 - Typical Reverse Characteristics



Marking Code

| Part Number | Marking code |
|-------------|--------------|
| GBU15005-G | GBU15005 |
| GBU1501-G | GBU1501 |
| GBU1502-G | GBU1502 |
| GBU1504-G | GBU1504 |
| GBU1506-G | GBU1506 |
| GBU1508-G | GBU1508 |
| GBU1510-G | GBU1510 |



XXXX / XXXXX = Product type marking code
C = Compchip Logo

Standard Packaging

| Case Type | TUBE PACK | |
|-----------|-----------------|-------------------|
| | TUBE (pcs) | Carton (pcs) |
| GBU | 20 | 1,000 |