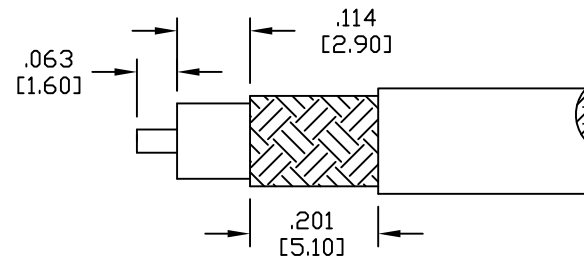
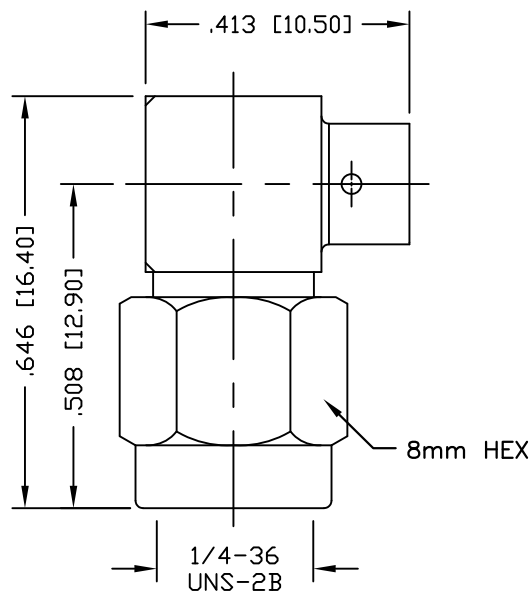
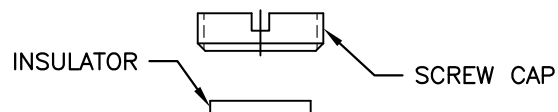


PART NO.

RSA-3510-SR2LP

| REV | DESCRIPTION | DWN | DATE | APPROVED |
|-----|---|-----|----------|----------|
| A | UPDATED CONNECTOR DESIGN & STRIPPING DIMENSIONS | CZ | 07/08/21 | JDMc |

RECOMMENDED STRIPPING DIMENSIONS**SPECIFICATIONS:**

IMPEDANCE: 50 Ohms
 FREQUENCY RANGE: 0-6 GHz
 VSWR: <1.15:1 THRU 3GHz
 PIM: <-155 dBc
 DIELECTRIC WITHSTANDING VOLTAGE: 750V/AC
 INSULATION RESISTANCE: 1000 MΩ
 TEMPERATURE RANGE: -40°C TO 155°C
 MECHANICAL DURABILITY: 100 CYCLES
 FOR .141 SEMI RIGID, RG-402/U, BELDEN 1673A,
 TFT-402-LF & TFT-402 PLENUM CABLE

NOTE: ATTACH CABLE TO CONNECTOR BY
 SOLDERING THE CABLE INNER CONDUCTOR
 TO THE PIN SLOT INSIDE THE CONNECTOR

CUSTOMER
OUTLINE DRAWINGALL DIMENSIONS
ARE REFERENCE ONLYUNLESS OTHERWISE SPECIFIED:
DIMENSIONS ARE IN INCHES
AND [MILLIMETERS]DRAWN
C. ZUÑIGA 07/08/21

CHECKED

ORJ DRAWN
C. ZUÑIGA 03/18/15**RoHS
COMPLIANT**

PROPRIETARY AND CONFIDENTIAL
 THIS DRAWING CONTAINS
 INFORMATION PROPRIETARY TO
 RF INDUSTRIES, ANY
 UNAUTHORIZED USE OF THIS
 DRAWING IS EXPRESSLY
 PROHIBITED WITHOUT WRITTEN
 PERMISSION FROM RF
 INDUSTRIES. ANY VIOLATION IS
 PUNISHABLE UNDER U.S.
 COPYRIGHT LAWS.

RFconnectors

DIVISION OF RF INDUSTRIES, LTD.

7610 MIRAMAR RD.
SAN DIEGO, CA 92126
(858) 549-6340

(858) 549-6345 FAX

SMA PLUG, SOLDER
RIGHT ANGLE

| SIZE | CABLE GROUP | DWG NO. | REVISION |
|--------|-----------------|-----------------------|----------|
| A | SR2 | RSA-3510-SR2LP | A |
| SCALE: | ENGINEERING ID: | SHEET 1 OF 1 | |
| NTS | 1787 | | |

| # | DESCRIPTION | QTY | MATERIAL | FINISH |
|---|----------------|-----|----------|---------|
| 8 | SHELL | 1 | BRASS | CuSnZn |
| 7 | GASKET | 1 | RUBBER | RED |
| 6 | SCREW CAP | 1 | BRASS | CuSnZn |
| 5 | RETAINING RING | 1 | Be.Cu. | CuSnZn |
| 4 | INSULATOR | 1 | PTFE | NATURAL |
| 3 | PIN | 1 | BRASS | SILVER |
| 2 | INSULATOR | 1 | PTFE | NATURAL |
| 1 | BODY | 1 | BRASS | CuSnZn |