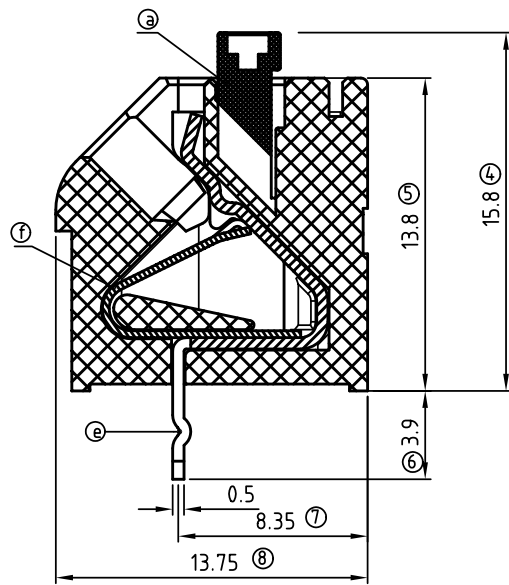
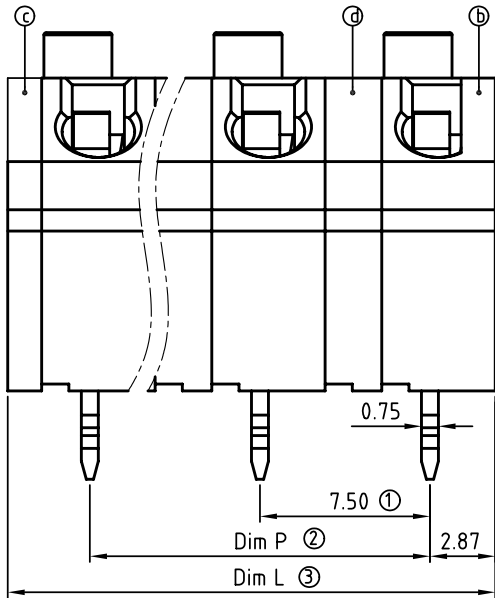
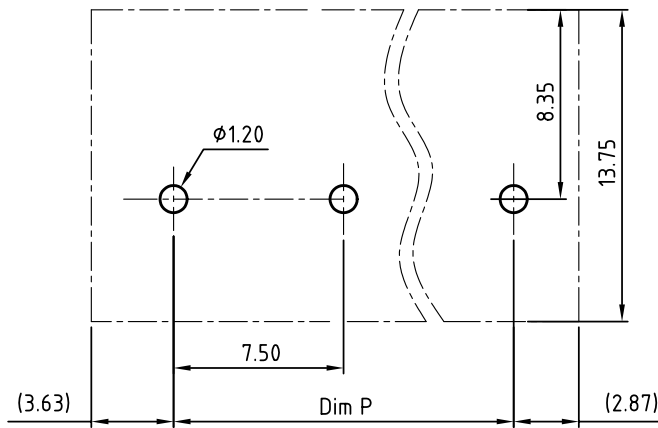
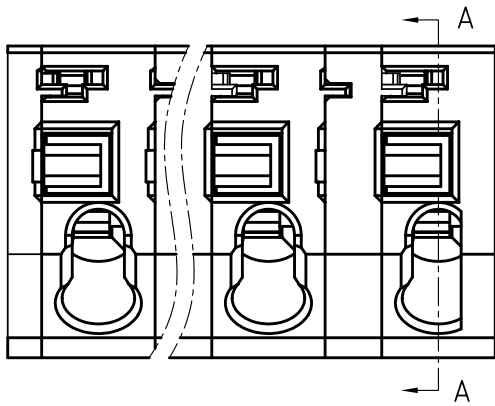


SIGN	DATE	DESCRIPTION	APPROVER
△	2009.09.19	The description in drawing is revised	Jacke
THIS IS CAD DRAWING, DO NOT REVISE MANUALLY!!!			



SECTION A-A

Material:

- Item a Terminal lever: Thermoplastic (UL94 V-0)
- Item b Terminal body: Thermoplastic (UL94 V-0)
- Item c Terminal cover: Thermoplastic (UL94 V-0)
- Item d Terminal pad: Thermoplastic (UL94 V-0)
- Item e Solder pin: Brass Tin plated
- Item f Spring clamp: Stainless steel

Electrical cULus

- Voltage rating: 300V
- Current rating: 10A
- Solid wire(AWG): 16-20
- Wire strip length: 7-8mm
- Withstanding Voltage: 1.6KV
- Operating temperature: -40°C to +115°C
- Soldering temperature: 250°C±10°C/5 Sec
- Safety Approval: cULus

NE xx 2 0 x 0 xxxx G

- 01 1 pole
- 02 2 poles
- 03 3 poles
-
- 16 16 poles

- 0 Black any special item by customer request,
- 5 Green please contact sales
- 6 Blue department.
- 8 Grey

N = Number of poles
 Dim L = N x 7.5 - 1.0
 Dim P = (N - 1) x 7.5

	Dim L	Dim P
1-6p	±0.20	±0.20
7-12p	±0.30	±0.25
13-16p	±0.35	±0.30

ANYTEK

CUSTOMER COPY

ALL RIGHTS RESERVED. REPRODUCTION OR ISSUE TO THIRD PARTIES IN ANY FORM WHATSOEVER IS NOT PERMITTED WITHOUT WRITTEN AUTHORITY FROM THE PROPRIETOR. PROPERTY OF ANYTEK TECHNOLOGY CO., LTD

TITLE		NE 7.5mm series			
PART NO.		NExx20x0xxxxG		DWG NO.	8NE0101
APPROVED	CHECKED	DESIGNED	DRAWN	CUST NO.	
		Jacke 2009.09.19	Jacke 2009.09.19		
					Tolerance
					X. ±0.50
				UNIT: mm	X.X ±0.30
				SCALE: 4/1	X.XX ±0.10
				SHEET: 01/01	X° ±1°
				REV.: C	