

JST

Hand crimping tool
Type: WC-610

Features

Parallel action
operation

Ratchet release

Easy readjustment
of load

Contact locator with
insulation-stop

Precisely ground
profiles

Ergonomic soft grips
colour: green

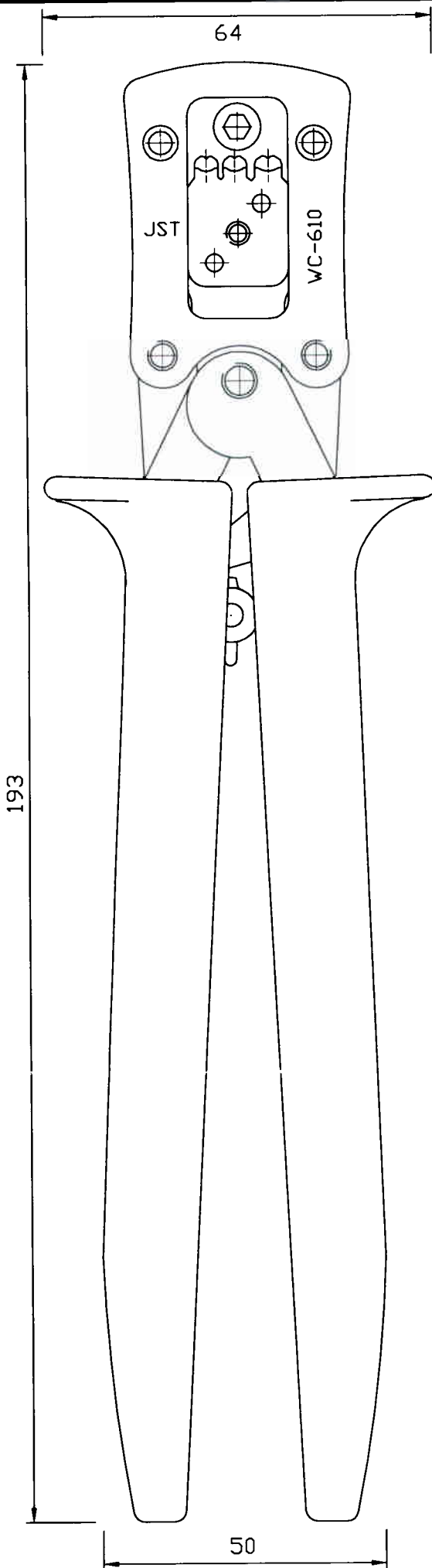
Fully recyclable

Applicable terminal:
< >PHD-001T-(P)0.5

Cross section range:
Profile 1: 26 AWG
Profile 2: 22 AWG
Profile 3: 24 AWG

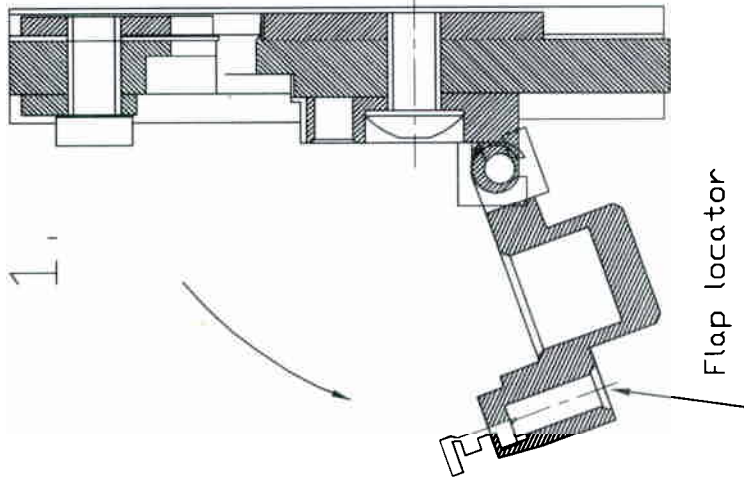
Crimp height specification
26 AWG - 0.65mm
24 AWG - 0.70mm
22 AWG - 0.75mm

Operating instructions see overleaf

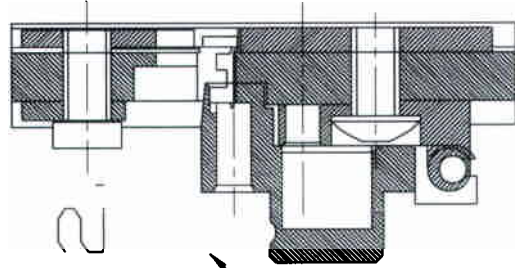


OPERATION INSTRUCTIONS

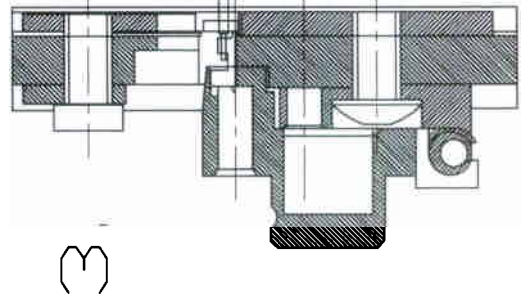
1. Open flap locator and insert contact up to stop.
2. Close flap locator.



Insulation stop



3. Close handtool until first ratchet.
4. Insert wire up to stop.



5. Close handtool until the ratchet releases.
6. Open flap locator and carefully remove the wire.

