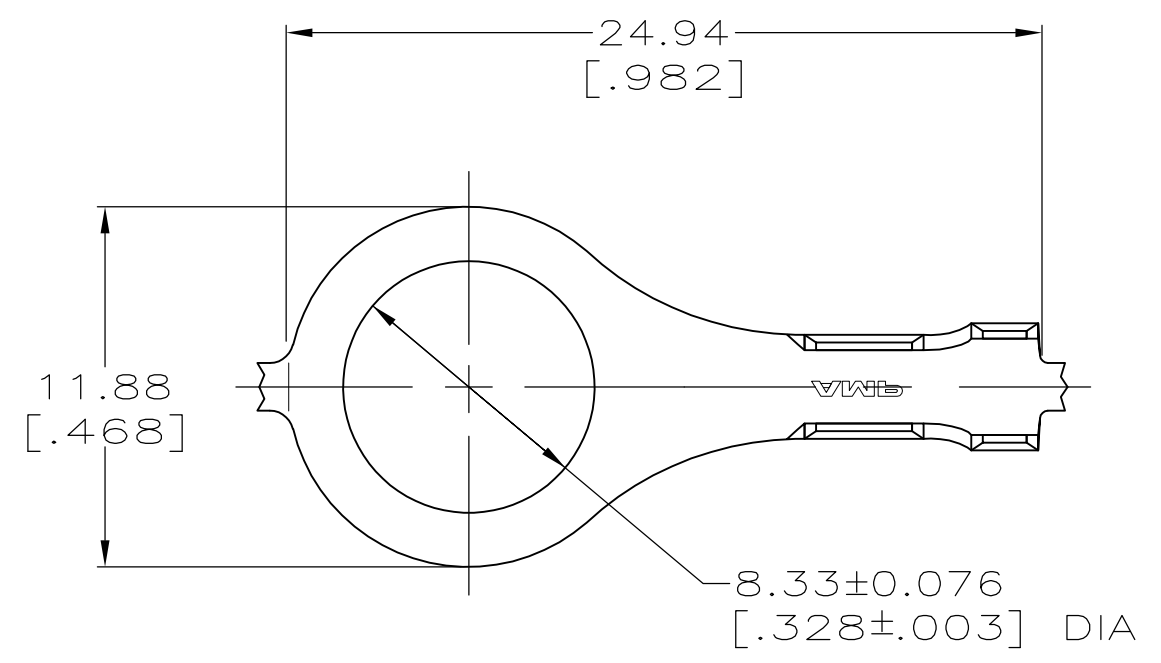
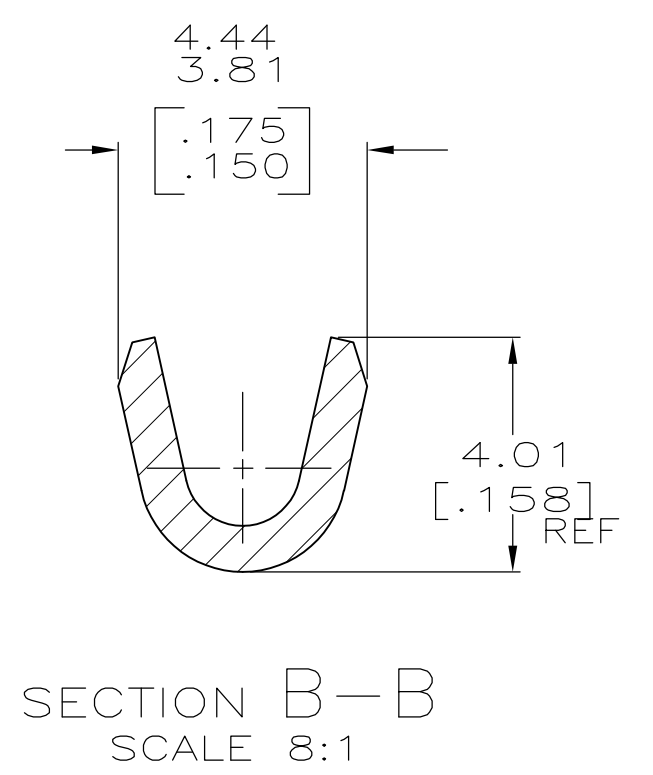
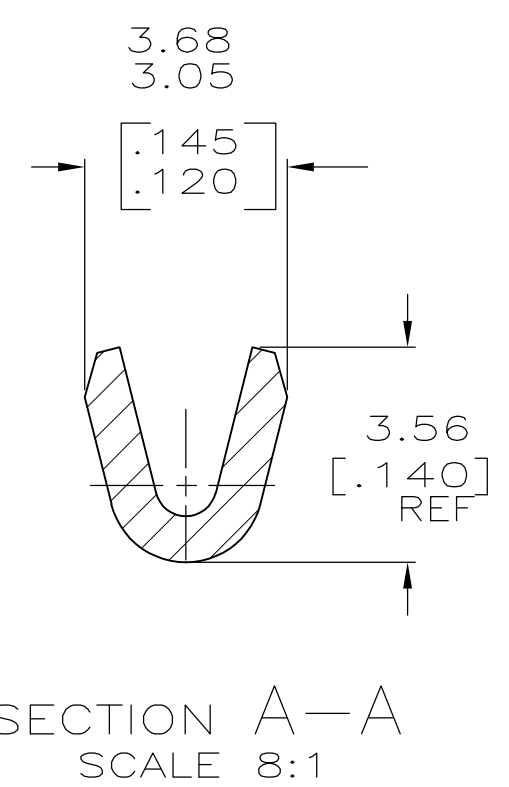
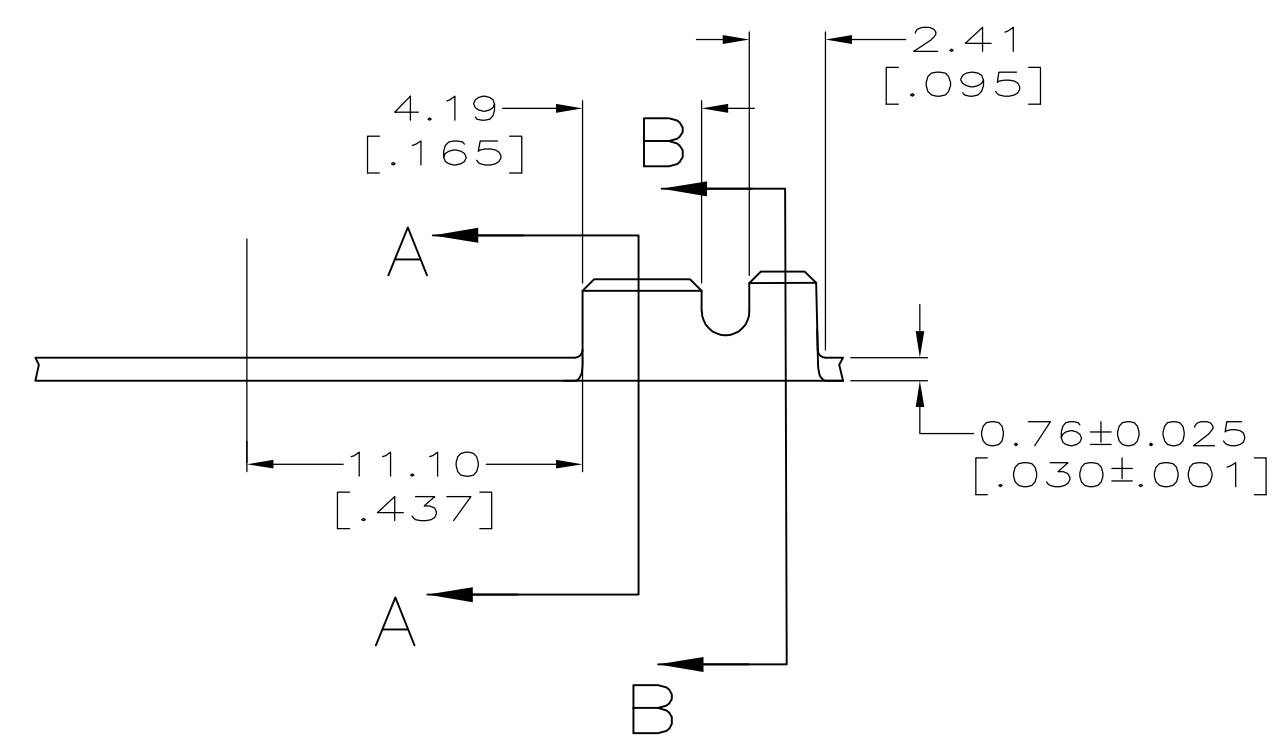


THIS DRAWING IS UNPUBLISHED. RELEASED FOR PUBLICATION
 © COPYRIGHT BY TYCO ELECTRONICS CORPORATION. ALL INTERNATIONAL RIGHTS RESERVED.

LOC	DIST	REVISIONS			
P	LTR	DESCRIPTION	DATE	DWN	APVD
AF	50	J1	REVISED PER ECR-10-015031	29JUL10	HMR PD



- CONTINUOUS STRIP ON REELS AT A FEED OF 27.68±0.13 [.1 .090±.005].
- WIRE RANGE IS 22-18 AWG.
- INSULATION RANGE is 1.78-2.54 [.070-.100] DIA



41013
PART NO.

THIS DRAWING IS A CONTROLLED DOCUMENT.		DWN JR RUTH 10/5/98	Tyco Electronics Corporation Harrisburg, PA 17105-3608				
DIMENSIONS: mm [INCHES]		CHK MS FEHER 10/5/98					
TOLERANCES UNLESS OTHERWISE SPECIFIED:		APVD J DUNCAN 10/5/98	NAME				
0 PLC ± - 1 PLC ± - 2 PLC ± 0.38 [.015] 3 PLC ± - 4 PLC ± - ANGLES ± -		PRODUCT SPEC	TERMINAL, RING				
MATERIAL 082 BRASS		FINISH TIN	APPLICATION SPEC	SIZE A3	CAGE CODE 00779	DRAWING NO C-41013	RESTRICTED TO
CUSTOMER DRAWING			WEIGHT -	SCALE 4:1	SHEET 1 OF 1	REV J1	