


Data sheet | Item number: 769-201

4-pin carrier terminal block; with shield contact; for DIN-rail 35 x 15 and 35 x 7.5; gray

www.wago.com/769-201



Color:



Carrier terminal block with shield contact

Data

Notes

Safety information

1-conductor angled female plugs cannot be used.

Subject to changes. Please also observe the further product documentation!

WAGO GmbH & Co. KG
Hansastr. 27
32423 Minden
Phone: +49571 887-0 | Fax: +49571 887-169
Email: info.de@wago.com | Web: www.wago.com

Do you have any questions about our products?
We are always happy to take your call at +49 (571) 887-44222.



Electrical data

Ratings per IEC/EN

Ratings per	IEC/EN 60947-7-1
Nominal voltage (III/3)	250 V
Rated impulse voltage (III/3)	4 kV
Rated current	32 A
Legend (ratings)	(III / 3) $\hat{=}$ Overvoltage category III / Pollution degree 3

Power Loss

Rated current I_N for specified power loss	32 A
--	------

Connection data

Total number of potentials	1
Number of levels	1

Connection 1

Wiring direction	Front-entry wiring
------------------	--------------------

Physical data

Width	5 mm / 0.197 inches
Height	101 mm / 3.976 inches
Depth from upper-edge of DIN-rail	28.5 mm / 1.122 inches

Mechanical Data

Design	horizontal type
Mounting type	DIN-35 rail
Marking level	Center marking

Material Data

Note (material data)	Information on material specifications can be found here
Color	gray
Material group	I

Subject to changes. Please also observe the further product documentation!



Insulation material	Polyamide (PA66)
Flammability class per UL94	V0
Fire load	0.161 MJ
Weight	11.9 g

Environmental requirements

Processing temperature	-35 ... +85 °C
Continuous operating temperature	-60 ... +105 °C

Commercial data

Product Group	18 (X-COM-System)
eCl@ss 10.0	27-14-11-20
eCl@ss 9.0	27-14-11-20
ETIM 8.0	EC000897
ETIM 7.0	EC000897
PU (SPU)	50 pcs
Packaging type	box
Country of origin	DE
GTIN	4044918556057
Customs tariff number	85369010000

Environmental Product Compliance

RoHS Compliance Status	Compliant, No Exemption
------------------------	-------------------------

Approvals / Certificates

General approvals

Logo	Approval	Additional Approval Text	Certificate name
	CCA DEKRA Certification B.V.	EN 60947	NTR NL-7626
	CSA CSA Group	C22.2	1101144
	KEMA/KEUR DEKRA Certification B.V.	EN 60947	2190419.01
	UL Underwriters Laboratories Inc.	UL 1977	E 45171
	UR Underwriters Laboratories Inc.	UL 1059	E45172

Subject to changes. Please also observe the further product documentation!



Declarations of conformity and manufacturer's declarations

Logo	Approval	Additional Approval Text	Certificate name
	EU-Declaration of Conformity WAGO GmbH & Co. KG	-	-
	UK-Declaration of Conformity WAGO GmbH & Co. KG	-	-

Approvals for marine applications

Logo	Approval	Additional Approval Text	Certificate name
	ABS American Bureau of Shipping	EN 60947	20- HG1941090- PDA
	BV Bureau Veritas S.A.	EN 60947	07436/F0 BV
	DNV GL Det Norske Veritas, Germanischer Lloyd	-	TAE00001V2

Counterpart

Item no.769-101 1-conductor female connector; CAGE CLAMP®; 4 mm ² ; Pin spacing 5 mm; 1-pole; coding finger; 4,00 mm ² ; gray	www.wago.com/769-101
Item no.769-121 2-conductor female connector; CAGE CLAMP®; 4 mm ² ; Pin spacing 5 mm; 1-pole; coding finger; 4,00 mm ² ; gray	www.wago.com/769-121

Required accessories

End plate

End plate	
Item no.: 769-301 End and intermediate plate; 1.1 mm thick; gray	www.wago.com/769-301
Item no.: 769-302 End and intermediate plate; 1.1 mm thick; orange	www.wago.com/769-302

Optional accessories

Marking accessories

Marker	
Item no.: 2009-145	www.wago.com/2009-145

Subject to changes. Please also observe the further product documentation!



Mini-WSB Inline; for Smart Printer; 1700 pieces on roll; stretchable 5 - 5.2 mm; plain; snap-on type; white

Item no.: 248-501

Mini-WSB marking card; as card; not stretchable; plain; snap-on type; white

www.wago.com/248-501

Carrier rail

Mounting accessories

Item no.: 210-197

Steel carrier rail; 35 x 15 mm; 1.5 mm thick; 2 m long; slotted; similar to EN 60715; silver-colored

www.wago.com/210-197

Item no.: 210-198

Copper carrier rail; 35 x 15 mm; 2.3 mm thick; 2 m long; unslotted; according to EN 60715; copper-colored

www.wago.com/210-198

Item no.: 210-504

Steel carrier rail; 35 x 7.5 mm; 1 mm thick; 2 m long; slotted; galvanized; according to EN 60715; silver-colored

www.wago.com/210-504

Item no.: 210-505

Steel carrier rail; 35 x 7.5 mm; 1 mm thick; 2 m long; unslotted; galvanized; according to EN 60715; silver-colored

www.wago.com/210-505

Item no.: 210-506

Steel carrier rail; 35 x 15 mm; 1.5 mm thick; 2 m long; unslotted; galvanized; similar to EN 60715; silver-colored

www.wago.com/210-506

Item no.: 210-508

Steel carrier rail; 35 x 15 mm; 1.5 mm thick; 2 m long; slotted; galvanized; similar to EN 60715; silver-colored

www.wago.com/210-508

Item no.: 210-113

Steel carrier rail; 35 x 7.5 mm; 1 mm thick; 2 m long; unslotted; according to EN 60715; silver-colored

www.wago.com/210-113

Item no.: 210-118

Steel carrier rail; 35 x 15 mm; 2.3 mm thick; 2 m long; unslotted; according to EN 60715; silver-colored

www.wago.com/210-118

Item no.: 210-112

Steel carrier rail; 35 x 7.5 mm; 1 mm thick; 2 m long; slotted; according to EN 60715; "Hole width 25 mm; silver-colored

www.wago.com/210-112

Item no.: 210-114

Steel carrier rail; 35 x 15 mm; 1.5 mm thick; 2 m long; unslotted; similar to EN 60715; silver-colored

www.wago.com/210-114

Item no.: 210-115

Steel carrier rail; 35 x 7.5 mm; 1 mm thick; 2 m long; slotted; according to EN 60715; "Hole width 18 mm; silver-colored

www.wago.com/210-115

Item no.: 210-196

Aluminum carrier rail; 35 x 8.2 mm; 1.6 mm thick; 2 m long; unslotted; similar to EN 60715; silver-colored

www.wago.com/210-196

Jumpers

Jumper

Item no.: 280-402

Jumper; insulated; gray

www.wago.com/280-402

Item no.: 280-409

Jumper; insulated; gray

www.wago.com/280-409

Subject to changes. Please also observe the further product documentation!

WAGO GmbH & Co. KG

Hansastr. 27

32423 Minden

Phone: +49571 887-0 | Fax: +49571 887-169

Email: info.de@wago.com | Web: www.wago.com

Do you have any questions about our products?

We are always happy to take your call at +49 (571) 887-44222.



Item no.: 780-454 Staggered jumper; from 1 to 4; insulated; gray	www.wago.com/780-454
Item no.: 780-452 Staggered jumper; from 1 to 2; insulated; gray	www.wago.com/780-452
Item no.: 780-453 Staggered jumper; from 1 to 3; insulated; gray	www.wago.com/780-453
Item no.: 780-457 Staggered jumper; from 1 to 7; insulated; gray	www.wago.com/780-457
Item no.: 780-456 Staggered jumper; from 1 to 6; insulated; gray	www.wago.com/780-456
Item no.: 780-455 Staggered jumper; from 1 to 5; insulated; gray	www.wago.com/780-455
Item no.: 780-458 Staggered jumper; from 1 to 8; insulated; gray	www.wago.com/780-458

Testing and measuring

Testing accessories

Item no.: 280-418 Test plug module; modular; suitable for all WAGO 280 and 780 Series rail-mounted terminal blocks with jumper slots in the current bar; gray	www.wago.com/280-418
Item no.: 280-404 Test plug adapter; 5 mm wide; for test plug (2.3 mm Ø); suitable for 1.5 mm ² - 4 mm ² tbs; gray	www.wago.com/280-404
Item no.: 280-419 Spacer module; modular; bridging commoned terminal blocks; gray	www.wago.com/280-419

Mounting

Mounting accessories

Item no.: 209-106 Mounting carrier; for isolated mounting on DIN 35 rails; gray	www.wago.com/209-106
Item no.: 249-116 Screwless end stop; 6 mm wide; for DIN-rail 35 x 15 and 35 x 7.5; gray	www.wago.com/249-116

Tool

Operating tool

Item no.: 210-720 Operating tool; Blade: 3.5 x 0.5 mm; with a partially insulated shaft; multicoloured	www.wago.com/210-720
--	--

Cover

Cover

Item no.: 769-438 Pin cover; with marker slot for miniature WSB; gray	www.wago.com/769-438
Item no.: 769-439 Pin cover; with marker slot for miniature WSB; orange	www.wago.com/769-439

Subject to changes. Please also observe the further product documentation!



Push-in type wire jumper

Jumper		
Item no.: 249-123	Push-in type wire jumper; 0.75 mm ² ; insulated; 180 mm long; black	www.wago.com/249-123
Item no.: 249-126	Push-in type wire jumper; 0.75 mm ² ; insulated; 110 mm long; black	www.wago.com/249-126
Item no.: 249-127	Push-in type wire jumper; 0.75 mm ² ; insulated; 250 mm long; black	www.wago.com/249-127
Item no.: 249-125	Push-in type wire jumper; insulated; 60 mm long; black	www.wago.com/249-125

Coding

Coding		
Item no.: 769-435	Coding pin; for coding of female plugs; for carrier terminal blocks / male connectors; orange	www.wago.com/769-435

Downloads

Documentation

Bid Text

769-201 X81 - Datei	2019 年2月19日	xml 3.0 kB	Download
769-201 doc - Datei	2017 年10月2日	doc 24.6 kB	Download

Additional Information

		pdf 2.2 MB	Download
--	--	---------------	----------

CAD/CAE-Data

CAD data

2D/3D Models 769-201		URL	Download
----------------------	--	-----	----------

CAE data

EPLAN Data Portal 769-201		URL	Download
WSCAD Universe 769-201		URL	Download

Subject to changes. Please also observe the further product documentation!

WAGO GmbH & Co. KG
 Hansastr. 27
 32423 Minden
 Phone: +49571 887-0 | Fax: +49571 887-169
 Email: info.de@wago.com | Web: www.wago.com

Do you have any questions about our products?
 We are always happy to take your call at +49 (571) 887-44222.

Environmental Product Compliance

Compliance Search

Environmental Product Compliance 769-201

[URL](#)

[Download](#)

4-pin carrier terminal block; with shield contact; for DIN-rail 35 x 15 and 35 x 7.5; gray

Installation Notes

Installation



Snap individual carrier terminal blocks onto the DIN-rail and slide together.



Open the assembly by laterally sliding a block via operating tool and remove terminal block via release lever.

Commoning



Commoning with adjacent or staggered jumpers.

Push jumpers down until fully inserted.



Commoning carrier terminal blocks via staggered jumpers.

Subject to changes. Please also observe the further product documentation!

WAGO GmbH & Co. KG

Hansastr. 27

32423 Minden

Phone: +49571 887-0 | Fax: +49571 887-169

Email: info.de@wago.com | Web: www.wago.com

Do you have any questions about our products?


We are always happy to take your call at +49 (571) 887-44222.



Commoning a 2-conductor female plug via staggered jumper and carrier terminal blocks via adjacent jumpers.




Commoning carrier terminal blocks via push-in type wire jumpers or adjacent jumpers – even over an intermediate plate.



Commoning "supply terminal blocks" (up to 10 mm²/8 AWG) with carrier terminal blocks via step-down jumpers.

Coding



Snap coding pin in proper direction on carrier terminal block.

Shown: Coding pin removal from carrier terminal block.

Locking system

Subject to changes. Please also observe the further product documentation!



Securing a female plug via locking lever on the terminal block side.



Carrier terminal block with shield contact

Product family

X-COM

[Show all products from the family](#)

Subject to changes. Please also observe the further product documentation!