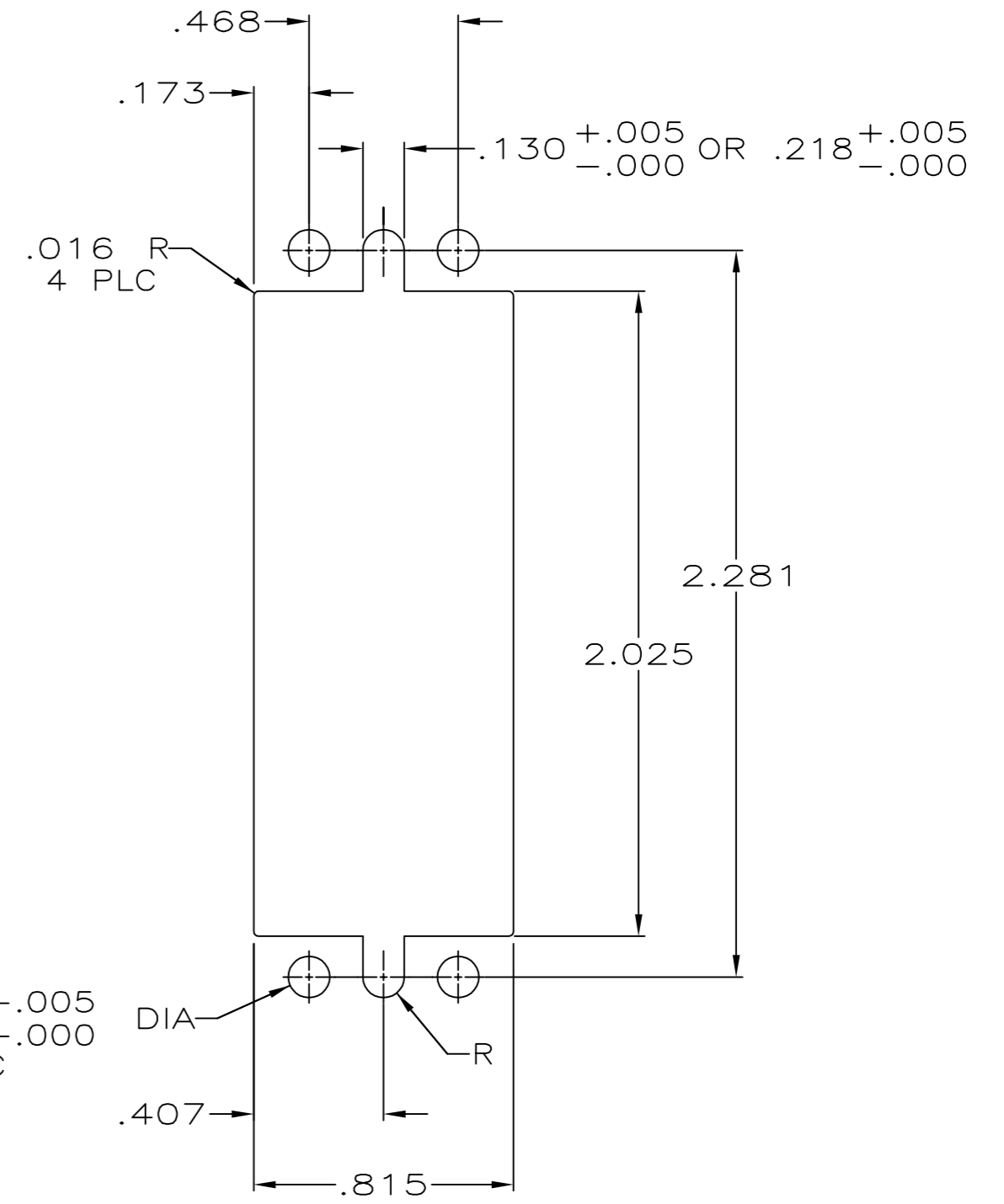
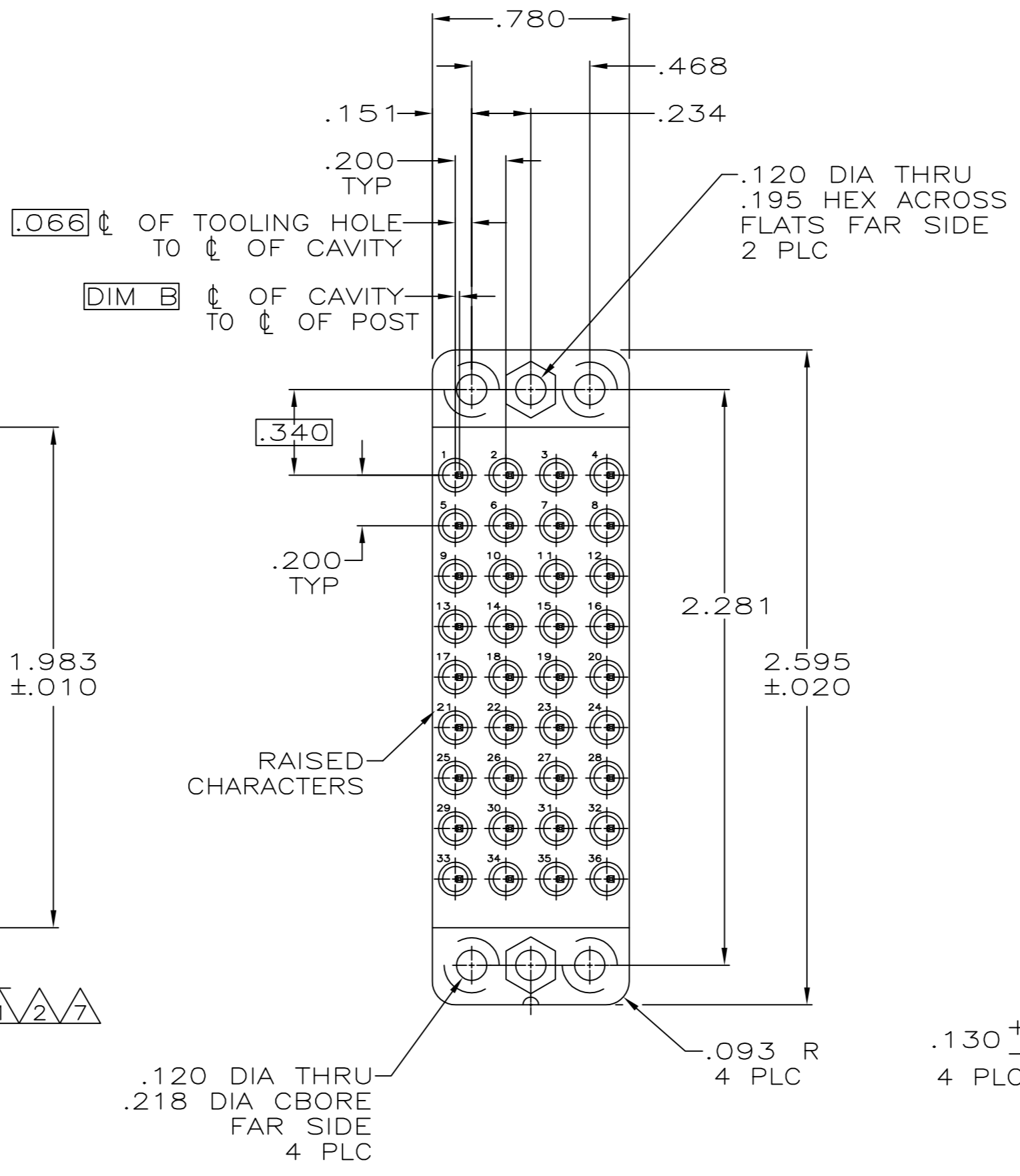
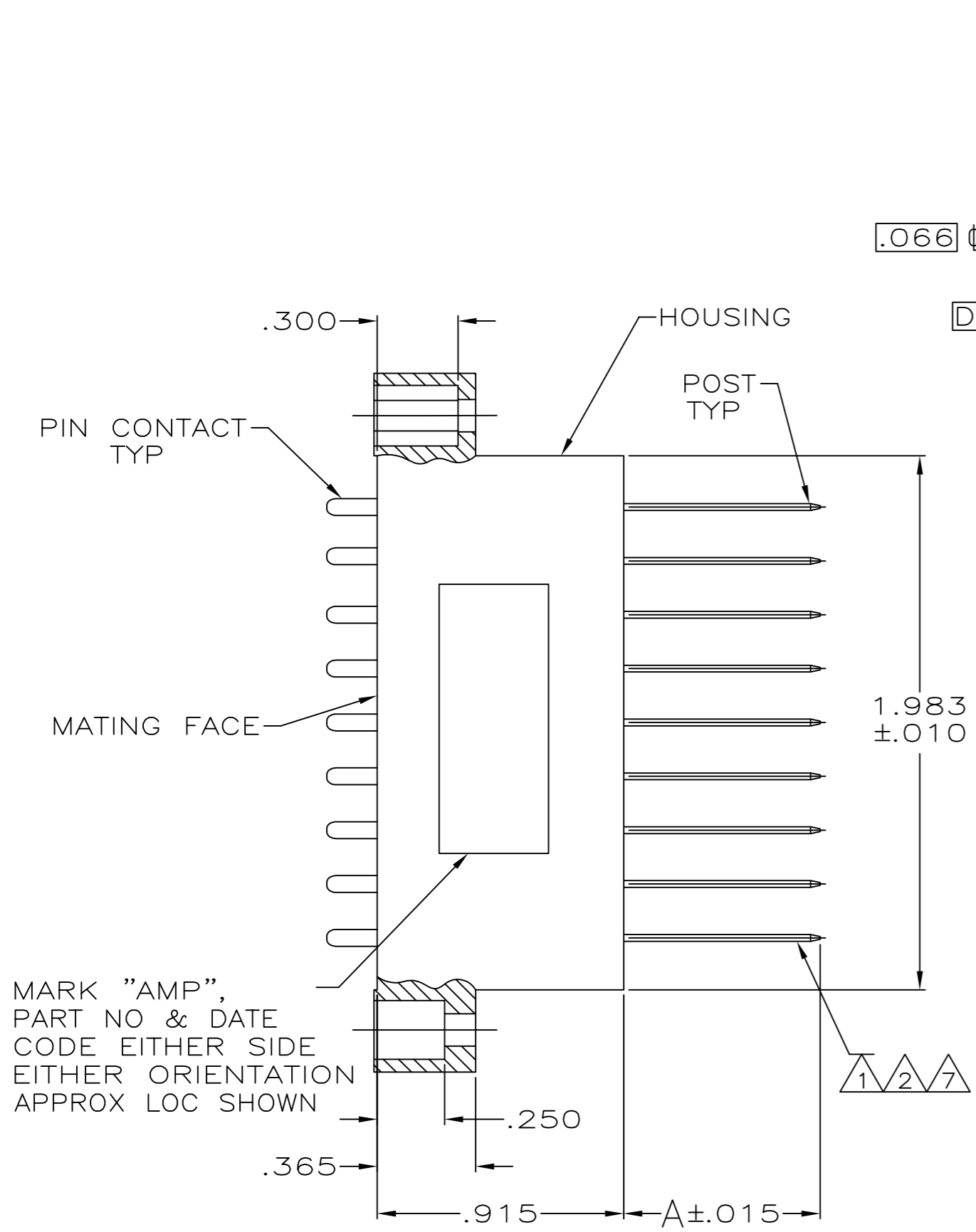


THIS DRAWING IS UNPUBLISHED. RELEASED FOR PUBLICATION
 © COPYRIGHT - ALL RIGHTS RESERVED.

REVISIONS					
P	LTR	DESCRIPTION	DATE	DWN	APVD
	AB	REVISED PER ECO-16-004000	27SEP2016	NK	MZ
	AA	REVISED PER ECO-17-011042	02AUG2017	RS	MZ
	AB	REVISED PER ECO-17-013104	06SEP2017	RS	MZ



SUGGESTED PANEL CUTOUT

- 1 CONTACTS ARE AUTOMATICALLY WIREABLE.
- 2 POST LENGTH WILL ACCEPT 3 TERMINATIONS.
- 3. THE MAX WIRE TO BE USED WITH THIS CONNECTOR IS #24 AWG.
- 4 .000100 MIN TIN-LEAD OVER .000050 MIN NICKEL.
- 5 GOLD PLATED PER MIL-G-45204 OVER NICKEL PER QQ-N-290.
- 6 TIN-LEAD PLATED PER MIL-T-10727.
- 7 SELECTIVELY LOADED; POSITIONS 1 THRU 12, 17 THRU 20, AND 25 THRU 36, FOR 205629-2 ONLY.
- 8 .000100 MIN TIN OVER .000050 MIN NICKEL.
- 9 OBSOLETE PARTS: OBSOLETE CIS STREAMLINING PER D.RENAUD/D.SINISI

NOTES	POST PLATING	DIM B	DIM A	CONTACT FINISH	PART NUMBER
1	8	.017	.659	5	1 205629 2
2	8	.017	.215	5	1 205629 1
3	8	.000	.810	5	1 205629 0
4	8	.000	.810	5	205629 9
5	8	.005	.810	6	205629 8
6	8	.017	.160	5	205629 7
7	4	.017	.659	5	205629 5
8	4	.000	.810	6	205629 4
9	4	.017	.215	5	205629 3
10	4	.000	.810	5	205629 2
11	4	.000	.810	5	205629 1

THIS DRAWING IS A CONTROLLED DOCUMENT.

DWN B. MOYER 04/24/91
 CHK R. STONE 5-8-91

TE TE Connectivity

PIN BLOCK ASSEMBLY, 36
 POSITION, .200 GRID, M SERIES

MATERIAL: HOUSING: PHENOLIC, MIL-M-14, TYPE CPG, COLOR: BLACK
 CONTACTS & POSTS: BRASS

TOLERANCES UNLESS OTHERWISE SPECIFIED:
 0 PLC ± -
 1 PLC ± -
 2 PLC ± -
 3 PLC ± .005
 4 PLC ± -
 ANGLES ± -

FINISH CONTACTS: SEE TABLE
 POSTS: SEE TABLE

APVD -
 PRODUCT SPEC -
 APPLICATION SPEC -
 WEIGHT -

SIZE A2 CAGE CODE 00779 DRAWING NO C=205629 RESTRICTED TO -

CUSTOMER DRAWING SCALE 2:1 SHEET 1 of 1 REV AB