

Multilayer Ferrite Chip Inductor



AIML-0805 Series

Request Samples



Check Inventory



2.0 x 1.25 x 0.85mm
2.0 x 1.25 x 1.25mm
RoHS/RoHS II Compliant
MSL Level = 1

Features

- Monolithic structure for higher reliability, compact size, & lightweight
- Magnetically shielded design to eliminate cross coupling
- Excellent solderability and heat resistance for reflow soldering
- Perfect shape for PCB mounting with no polarity

Applications

- Resonance circuits, traps and filters
- RF choke for wireless phones and radio equipment
- Communications, video and audio equipment, computers and remote controllers.

Electrical Specifications

Part No.	L(μ H)	Tolerance	Q	Test Freq.	SRF	DCR	Ir
		(%)	(min)	(MHz)	(MHz)	(Ω)	(mA)
AIML-0805-R047	0.047	K	15	50	320	0.20	300
AIML-0805-R068	0.068	K	15	50	280	0.20	300
AIML-0805-R082	0.082	K	15	50	255	0.20	300
AIML-0805-R10	0.100	K	20	25	235	0.30	250
AIML-0805-R12	0.120	K	20	25	220	0.30	250
AIML-0805-R15	0.150	K	20	25	200	0.40	250
AIML-0805-R18	0.180	K	20	25	185	0.40	250
AIML-0805-R22	0.220	K	20	25	170	0.50	250
AIML-0805-R27	0.270	K	20	25	150	0.50	250
AIML-0805-R33	0.330	K	20	25	145	0.55	250
AIML-0805-R39	0.390	K	25	25	135	0.65	200
AIML-0805-R47	0.470	K	25	25	125	0.65	200
AIML-0805-R56	0.560	K	25	25	115	0.75	150
AIML-0805-R68	0.680	K	25	25	105	0.80	150
AIML-0805-R82	0.820	K	25	25	100	1.00	150
AIML-0805-1R0	1.000	K	45	10	95	0.40	50
AIML-0805-1R2	1.200	K	45	10	85	0.50	50
AIML-0805-1R5	1.500	K	45	10	80	0.50	50
AIML-0805-1R8	1.800	K	45	10	75	0.60	50
AIML-0805-2R2	2.200	K	45	10	70	0.65	30
AIML-0805-2R7	2.700	K	45	10	45	0.75	30
AIML-0805-3R3	3.300	K	45	10	41	0.80	30
AIML-0805-3R9	3.900	K	45	10	38	0.90	30
AIML-0805-4R7	4.700	K	45	10	35	1.00	30
AIML-0805-5R6	5.600	K	50	4	32	0.90	15
AIML-0805-6R8	6.800	K	50	4	29	1.00	15
AIML-0805-8R2	8.200	K	50	4	26	1.10	15
AIML-0805-100	10.000	K	50	2	24	1.15	15
AIML-0805-120	12.000	K	50	2	22	1.25	15
AIML-0805-150	15.000	K	30	1	19	0.80	5
AIML-0805-180	18.000	K	30	1	18	0.90	5

Multilayer Ferrite Chip Inductor



AIML-0805 Series

Request Samples



Check Inventory



2.0 x 1.25 x 0.85mm
2.0 x 1.25 x 1.25mm
RoHS/RoHS II Compliant
MSL Level = 1

Part No.	L(μ H)	Tolerance	Q	Test Freq.	SRF (MHz)	DCR (Ω)	Ir (mA)
		(%)	(min)	(MHz)	(min)	$\pm 30\%$	(max)
AIML-0805-220	22.000	K	30	1.0	16	1.10	5
AIML-0805-270	27.000	K	30	1.0	14	1.15	5
AIML-0805-330	33.000	K	30	0.4	13	1.25	5
AIML-0805-390	39.000	K	35	2.0	8	2.90	4
AIML-0805-470	47.000	K	25	2.0	7.5	3.00	4

Operating Temperature Range: -55°C to + 125°C

Storage Temperature Range: -55°C to + 125°C

Test Conditions and equipment

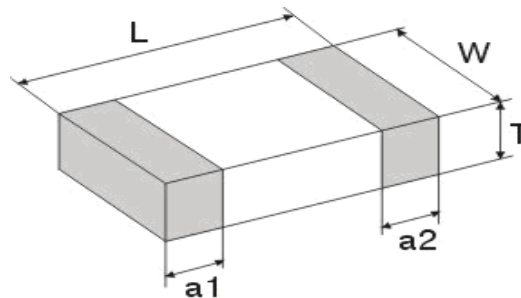
L, Q: HP4291 Impedance Analyzer DCR: HP4263A LCR meter

SRF: HP4291 Impedance analyzer

Irms: HP4291 Impedance Analyzer, DC power HP6632 and Adapter HP16200. Current when temperature of the product reaches +40°C.

Isat: HP4291 Impedance Analyzer, DC power HP6632 and Adapter HP16200. $\Delta L/L$ (initial) $\geq -5\%$

Mechanical Specifications



L	W	T	a1, a2
2.00 +0.3/-0.1 [0.079 + 0.012/-0.004]	1.25 \pm 0.20 [0.049 \pm 0.008]	0.85 \pm 0.20 [0.033 \pm 0.008] for L less than 27 μ H; 1.25 \pm 0.20 [0.049 \pm 0.008] for 27 μ H or above	0.50 \pm 0.30 [0.02 \pm 0.012]

Dimensions: mm[inches]



5101 Hidden Creek Ln, Spicewood TX 78669
Phone: 512-371-6159 Fax: 512-351-8858
For terms and conditions of sales, please visit:
www.abracon.com

REVISION F: 7/6/2023

ABRACON IS
ISO9001-2015
CERTIFIED

Multilayer Ferrite Chip Inductor



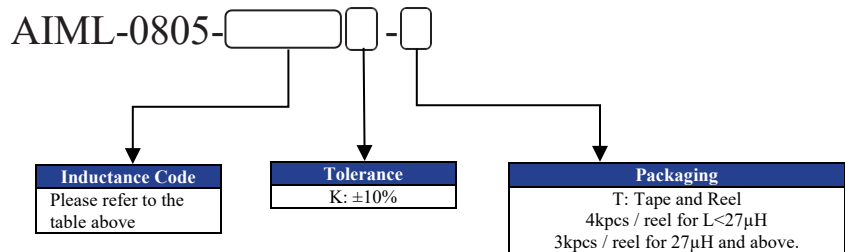
AIML-0805 Series

Request Samples

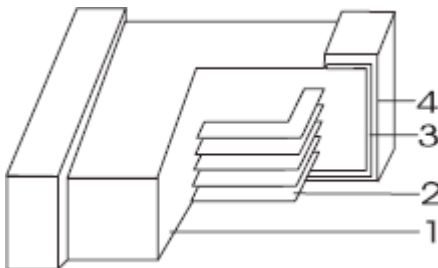
Check Inventory

2.0 x 1.25 x 0.85mm
 2.0 x 1.25 x 1.25mm
RoHS/RoHS II Compliant
 MSL Level = 1

Part Identification



Materials



	Part Name	Material
1	Base Material	Ferrite (Ni-Cu-Zn series)
2	Internal Conductor	Ag
3	Terminal Electrode	Ag
4	Electrode Plating	Ni-Sn

Multilayer Ferrite Chip Inductor



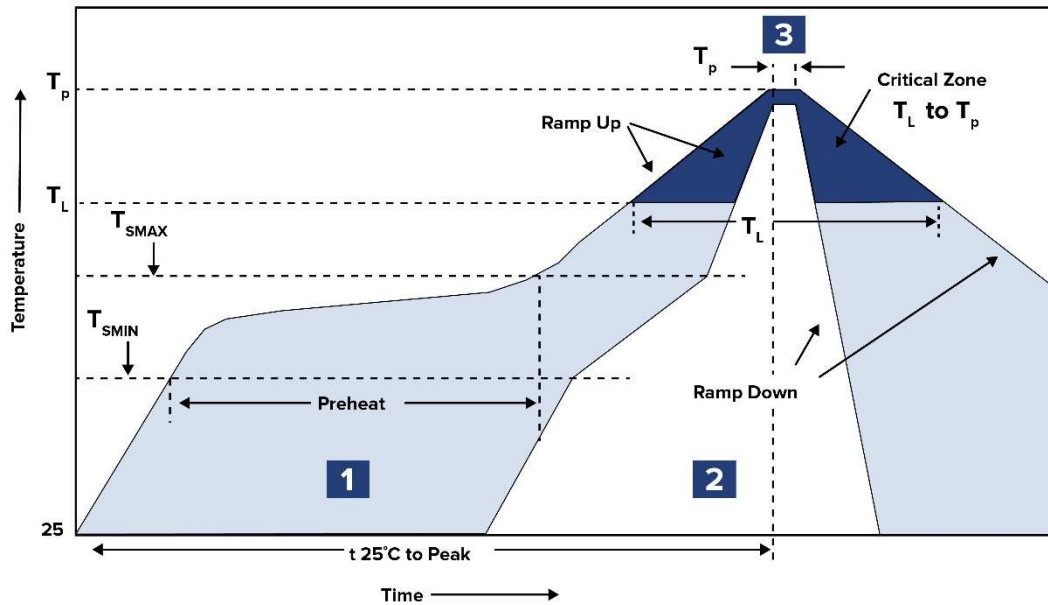
AIML-0805 Series

Request Samples

Check Inventory

2.0 x 1.25 x 0.85mm
 2.0 x 1.25 x 1.25mm
 RoHS/RoHS II Compliant
 MSL Level = 1

Reflow Profile



Zone	Description	Temperature	Times
1	Preheat	$T_{SMIN} \sim T_{SMAX}$ 150°C ~ 200°C	60 ~ 120 sec.
2	Reflow	T_L 217°C	60 ~ 90 sec.
3	Peak heat	T_p 260°C	10 sec. MAX
T(25°C) to Peak: 8 minutes max.			

Multilayer Ferrite Chip Inductor



AIML-0805 Series

Request Samples

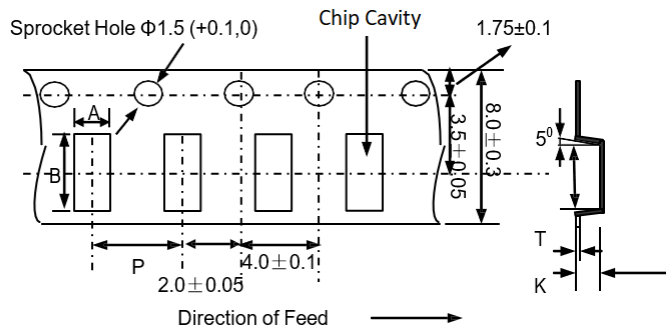
Check Inventory

2.0 x 1.25 x 0.85mm
 2.0 x 1.25 x 1.25mm
 RoHS/RoHS II Compliant
 MSL Level = 1

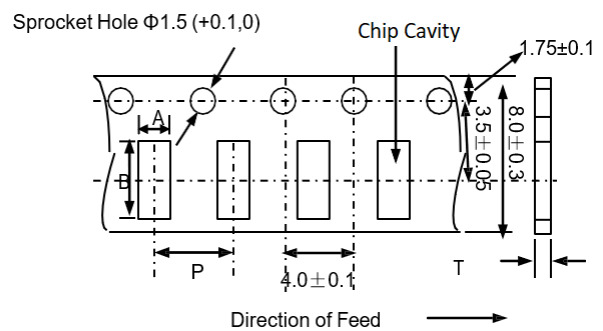
Packaging

T: 4,000pcs / reel for L less than 27 μ H (paper tape); 3,000pcs / reel for 27 μ H or above (embossed tape)

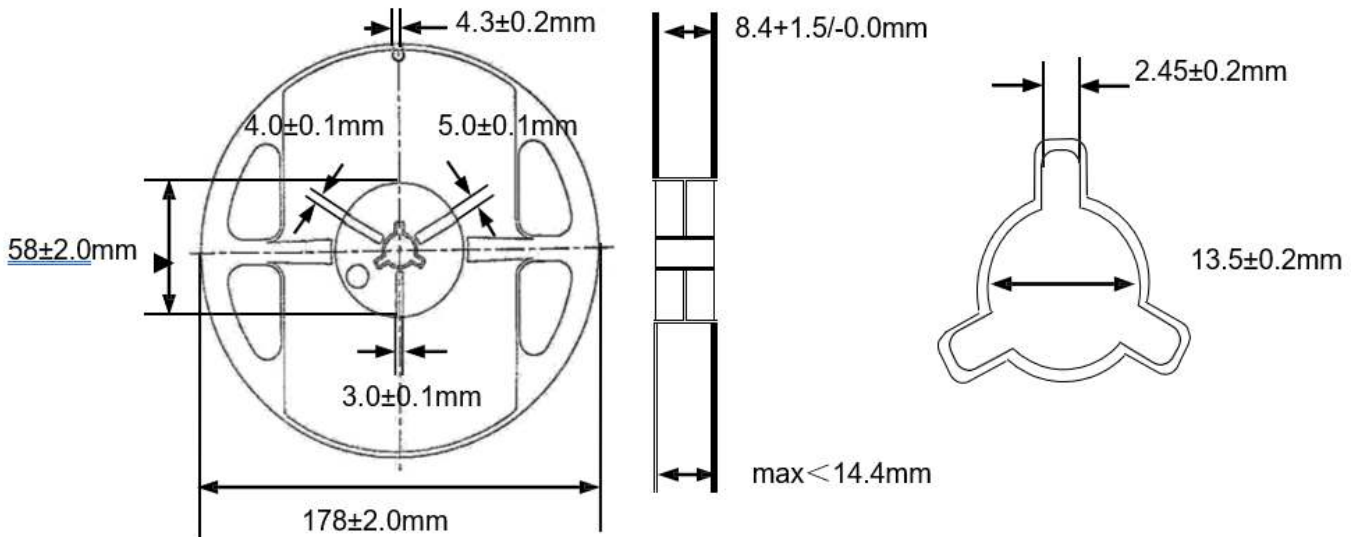
Embossed Tape



Paper Tape



Tape Type	A	B	P	Kmax	Tmax
Embossed	1.55 \pm 0.2	2.25 \pm 0.2	4.0 \pm 0.1	1.45	0.3
Paper	1.50 \pm 0.2	2.3 \pm 0.2	4.0 \pm 0.1	N/A	1.1 \pm 0.05



Dimensions: mm

ATTENTION: Abracon LLC's products are COTS – Commercial-Off-The-Shelf products; suitable for Commercial, Industrial and, where designated, Automotive Applications. Abracon's products are not specifically designed for Military, Aviation, Aerospace, Life-dependent Medical applications or any application requiring high reliability where component failure could result in loss of life and/or property. For applications requiring high reliability and/or presenting an extreme operating environment, written consent and authorization from Abracon LLC is required. Please contact Abracon LLC for more information.



5101 Hidden Creek Ln, Spicewood TX 78669
 Phone: 512-371-6159 Fax: 512-351-8858
 For terms and conditions of sales, please visit:
www.abracon.com

REVISION F: 7/6/2023

ABRACON IS
 ISO9001-2015
 CERTIFIED