

5227726-1 ✓ ACTIVE

TE Internal #: 5227726-1

BNC RF Interface, Jack, 50  $\Omega$ , Bayonet, 4 GHz Operating Frequency, Cable-to-Board, 1 Position, Wire & Cable, Panel Mount, -55 – 85 °C [-67 – 185 °F]

[View on TE.com >](#)



Connectors > RF Connectors > Coax Connectors > BNC RF Connector: Jack Assembly, Isolated Ground Protection, 50 Ohm



RF Interface: **BNC**

RF Connector Style: **Jack**

RF Connector Mated Outer Diameter (Approximate): **14.53 mm [ .572 in ]**

Impedance: **50  $\Omega$**

RF Connector Coupling Mechanism: **Bayonet**

[All BNC RF Connector: Jack Assembly, Isolated Ground Protection, 50 Ohm \(3\)](#)

## Features

### Product Type Features

RF Interface	BNC
RF Connector Style	Jack
Connector System	Cable-to-Board
Sealable	No
Connector & Contact Terminates To	Wire & Cable

### Configuration Features

Number of Positions	1
Number of Coaxial Contacts	1

### Electrical Characteristics

EMI & RFI Protection & Suppression Type	Isolated Ground
Impedance	50 $\Omega$

### Body Features

Cable Connector Orientation	Straight
-----------------------------	----------



Body Material	Zinc
---------------	------

Body Plating Material	Nickel
-----------------------	--------

### Contact Features

RF Connector Center Contact Underplating Material	Nickel
---	--------

	5080 $\mu$ m
--	--------------

RF Connector Center Contact Plating Material	Tin
--	-----

RF Connector Center Contact Material	Phosphor Bronze
--------------------------------------	-----------------

### Termination Features

Termination Method to Wire & Cable	Solder
------------------------------------	--------

### Mechanical Attachment

Panel Attachment Style	Front Mount
------------------------	-------------

RF Connector Coupling Mechanism	Bayonet
---------------------------------	---------

Connector Mounting Type	Panel Mount
-------------------------	-------------

RF Contact Captivation Method	Mechanical
-------------------------------	------------

Detent	With
--------	------

### Housing Features

Housing Color	White
---------------	-------

### Dimensions

RF Connector Mated Outer Diameter (Approximate)	14.53 mm[.572 in]
---	-------------------

### Usage Conditions

Insulation Option	Uninsulated
-------------------	-------------

Operating Temperature Range	-55 – 85 °C[-67 – 185 °F]
-----------------------------	---------------------------

### Operation/Application

Operating Frequency	4 GHz
---------------------	-------

### Packaging Features

Packaging Method	Carton
------------------	--------

### Other

Grade	Commercial
-------	------------

Dielectric Material	VALOX
---------------------	-------

### Product Compliance

[For compliance documentation, visit the product page on TE.com>](#)



EU RoHS Directive 2011/65/EU	Compliant with Exemptions
EU ELV Directive 2000/53/EC	Compliant with Exemptions
China RoHS 2 Directive MIIT Order No 32, 2016	Restricted Materials Above Threshold
EU REACH Regulation (EC) No. 1907/2006	<p>Current ECHA Candidate List: JUNE 2023 (235)</p> <p>Candidate List Declared Against: JUNE 2022 (224)</p> <p>SVHC &gt; Threshold:</p> <p>Pb (4% in Component part)</p> <p><b>Article Safe Usage Statements:</b>                      Do not eat, drink or smoke when using this product. Wash thoroughly after handling. Recycle if possible and dispose of the article by following all applicable governmental regulations relevant to your geographic location.</p>
Halogen Content	BFR/CFR/PVC Free, but Br/Cl >900 ppm in other sources.
Solder Process Capability	Not applicable for solder process capability

Product Compliance Disclaimer

This information is provided based on reasonable inquiry of our suppliers and represents our current actual knowledge based on the information they provided. This information is subject to change. The part numbers that TE has identified as EU RoHS compliant have a maximum concentration of 0.1% by weight in homogenous materials for lead, hexavalent chromium, mercury, PBB, PBDE, DBP, BBP, DEHP, DIBP, and 0.01% for cadmium, or qualify for an exemption to these limits as defined in the Annexes of Directive 2011/65/EU (RoHS2). Finished electrical and electronic equipment products will be CE marked as required by Directive 2011/65/EU. Components may not be CE marked. Additionally, the part numbers that TE has identified as EU ELV compliant have a maximum concentration of 0.1% by weight in homogenous materials for lead, hexavalent chromium, and mercury, and 0.01% for cadmium, or qualify for an exemption to these limits as defined in the Annexes of Directive 2000/53/EC (ELV). Regarding the REACH Regulation, the information TE provides on SVHC in articles for this part number is based on the latest European Chemicals Agency (ECHA) 'Guidance on requirements for substances in articles' posted at this URL: <https://echa.europa.eu/guidance-documents/guidance-on-reach>

## Compatible Parts



TE Part # CAT-076-BNCJKISG50  
 BNC RF Connector: Jack Assembly, Isolated Ground Protection, 50 Ohm



TE Part # CAT-076-BNCVTBAY  
 BNC Vertical Jack RF Connector, 50 Ohm, Bayonet Coupling Mechanism



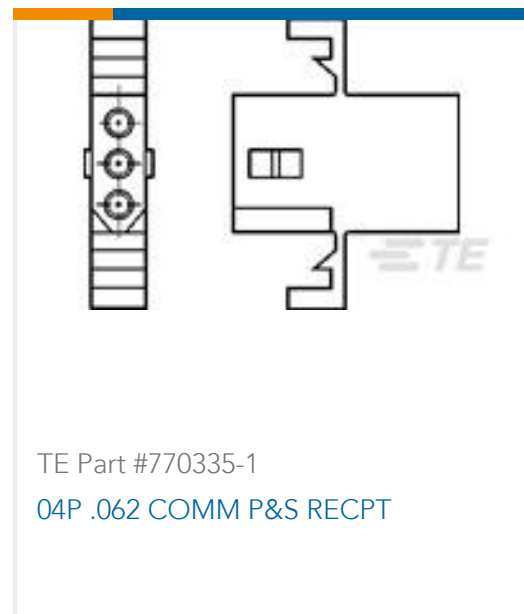

TE Part # CAT-076-BNCRABAY  
 BNC RF Connector: Male (Jack), Right Angle

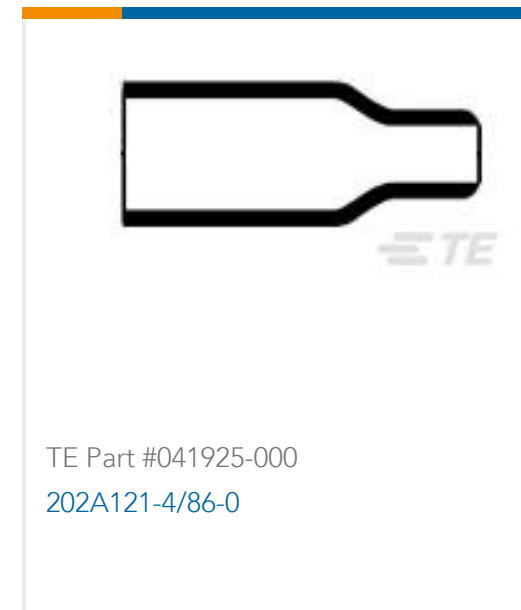


TE Part # CAT-076-BNCJKSH50  
 BNC RF Connector: jack assembly - short, 50 Ohm, 4Ghz



### Customers Also Bought





## Documents

### Product Drawings

#### ISOLATED BNC SOLDER JACK ASSY

English

### CAD Files

#### 3D PDF

3D

#### Customer View Model

[ENG\\_CVM\\_CVM\\_5227726-1\\_B.2d\\_dxf.zip](#)

English

#### Customer View Model

[ENG\\_CVM\\_CVM\\_5227726-1\\_B.3d\\_igs.zip](#)

English

#### Customer View Model

[ENG\\_CVM\\_CVM\\_5227726-1\\_B.3d\\_stp.zip](#)

English

#### 3D PDF

English

#### Customer View Model

[ENG\\_CVM\\_5227726-1\\_A.2d\\_dxf.zip](#)

English

#### Customer View Model

[ENG\\_CVM\\_5227726-1\\_A.3d\\_igs.zip](#)

English

#### Customer View Model

[ENG\\_CVM\\_5227726-1\\_A.3d\\_stp.zip](#)

English





By downloading the CAD file I accept and agree to the [Terms and Conditions](#) of use.

---

## Datasheets & Catalog Pages

### BNC Connectors

English

---

## Product Environmental Compliance

### Product Compliance

English

### Product Compliance

English