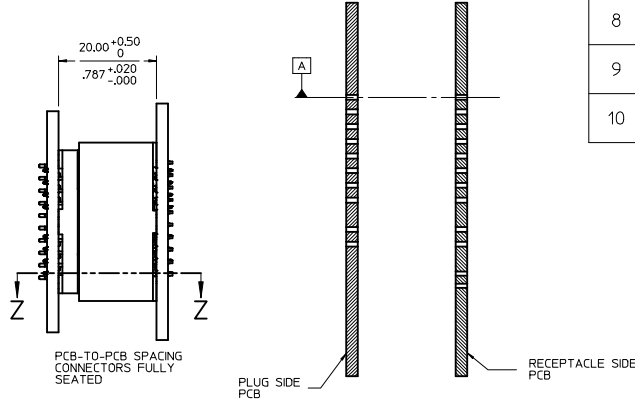
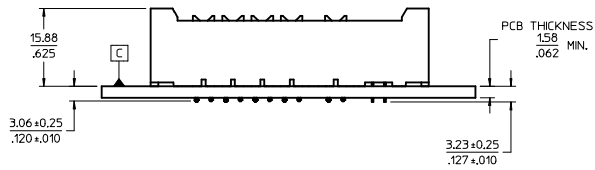


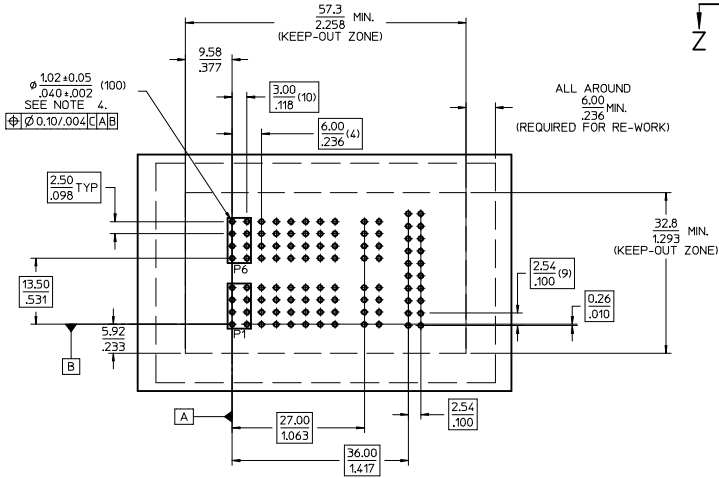
P/N 76541-0003 SHOWN

ITEM NO	PART NUMBER	NO OF POWER	NO OF SIGNAL	MATES WITH PLUG ASSY P/N:
1	76541-0002	10	16	76546-0002
2	76541-0003	10	20	76546-0003 OR 76546-0010
3	76541-0012	10	N/A	76546-0012
4				
5				
6				
7				
8				
9				
10				



SECTION Z-Z

RELATIVE POSITION DATUM -A- AND -B- FOR BOTH PCBs ARE OVERLAPPING



RECOMMENDED PCB LAYOUT

NOTES:

- MATERIAL: HOUSING - LCP OR EQUIVALENT, 94V-0, COLOR: BLACK CONTACTS - COPPER ALLOY
- FINISH: SELECT GOLD - 0.38µ M/15µ IN SELECT TIN - 2.54µ M/100µ IN BOTH OVER NICKEL - 1.27µ M/50µ IN
- SEE PRODUCT SPEC FOR RoHS REQUIREMENTS.
- PCB REQUIRES SOLDER THRU HOLES. SEE PRODUCT SPEC FOR DETAILS.
- MATES TO MOLEX P/N 76546-SERIES. SEE CHART.
- PRODUCT SPECIFICATION: PS-46436-100.
- PACKAGING PER PK-76541-002.
- INSERTION FORCE 89N/20lbs MAX PER TAIL.
- PRESS FIT TOOL P/N TBD. SEE APPLICATION SPEC AS-46436-100.

ADD P/N LEC NO: LCP2015-4352 DRAWN: JUILLES 2015/04/20 CHKD: BPI/SZCZOR 2015/04/21 APPR: APATEL 2015/05/18	QUALITY SYMBOLS	GENERAL TOLERANCES (UNLESS SPECIFIED)		DIMENSION STYLE		SCALE	DESIGN UNITS	THIRD ANGLE PROJECTION
		mm	INCH	MM/IN	2:1	METRIC		
REV: A3	DESCRIPTION	4 PLACES	± .010	DATE	2009/09/28	TITLE		
		3 PLACES	± .010	CHECKED BY	DATE	PRESS-FIT RECPT. ASSY UP TO 10 PWR AND 20S TEN60 MEZZ W/SHROUD		
		2 PLACES	± 0.25	APPROVED BY	DATE	MATERIAL NO. DOCUMENT NO.		
		1 PLACE	± 0.25	APATEL	2009/09/28	MOLEX INCORPORATED		
		ANGULAR ±1/2°		DRAFT WHERE APPLICABLE MUST REMAIN WITHIN DIMENSIONS		SEE CHART		
		SIZE D		THIS DRAWING CONTAINS INFORMATION THAT IS PROPRIETARY TO MOLEX INCORPORATED AND SHOULD NOT BE USED WITHOUT WRITTEN PERMISSION				