

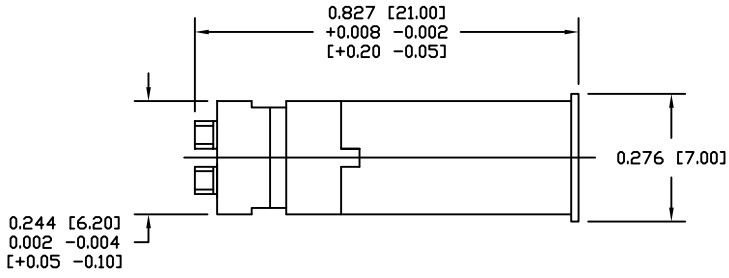
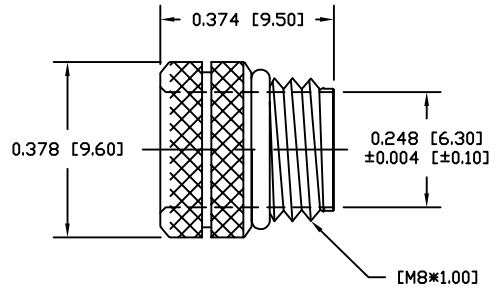
DESCRIPTION: M8 MALE - CABLE MOUNT - SOLDER CUP - 3 POS

SPECIFICATIONS:

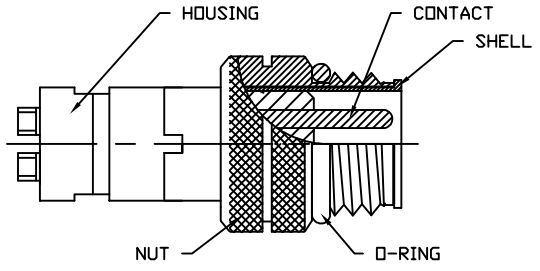
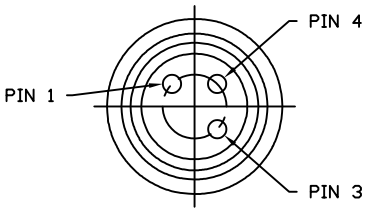
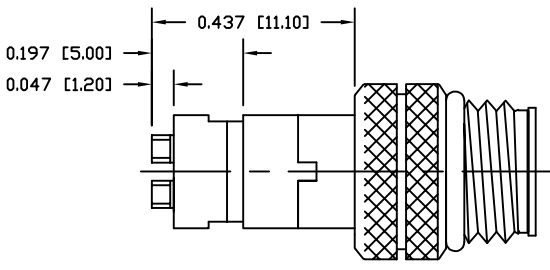
MATERIALS:
 HOUSING: PBT, UL94 V-0, BLACK
 CONTACTS: GOLD PLATED BRASS
 NUT: SEE P/N KEY BELOW
 SHELL: SEE P/N KEY BELOW
 ORING: NBR, BLACK

ELECTRICAL:
 RATED CURRENT: 3A
 RATED VOLTAGE: 60V
 INSULATION RESISTANCE: 100 MOhms MIN.
 CONTACT RESISTANCE: 10 mOhms MAX.
 MAX WIRE AWG: 24 AWG

ENVIRONMENT:
 OPERATING TEMPERATURE: -40°C TO +85°C
 WATER PROOF: IP66/IP67 (SEE NOTE BELOW)



WHEN MATING WITH NORCOMP CONNECTORS, ONLY AN IP66 RATING CAN BE ACHIEVED IN MATING AREA BETWEEN CONNECTORS. CONNECTOR IS OTHERWISE IP67 AND MAY BE FULLY IP67 IF MATED WITH COMPETITOR PARTS.



854-003-103RLSY

- 1 = GOLD FLASH
- 4 = 10µ" GOLD
- 03 = BRASS/NICKEL (B/N) SHELL & NUT
- 0S = (B/N) SHELL & STAINLESS STEEL NUT
- SS = STAINLESS STEEL SHELL & NUT

RoHS COMPLIANT



THESE DRAWINGS AND SPECIFICATIONS ARE THE PROPERTY OF NorComp AND SHALL NOT BE REPRODUCED, COPIED OR USED AS THE BASIS FOR THE MANUFACTURE OR SALE OF APPARATUS WITHOUT WRITTEN PERMISSION.

DRAWN: M. SIGMON
 DATE: 03/04/2016

UNITS = inch [mm]

DO NOT SCALE FROM DRAWING

NorComp

SCALE: NTS	SHEET 1	OF 1	REV 7
DWG NO.			854-003-103RLSY