

To our customers,

---

## Old Company Name in Catalogs and Other Documents

---

On April 1<sup>st</sup>, 2010, NEC Electronics Corporation merged with Renesas Technology Corporation, and Renesas Electronics Corporation took over all the business of both companies. Therefore, although the old company name remains in this document, it is a valid Renesas Electronics document. We appreciate your understanding.

Renesas Electronics website: <http://www.renesas.com>

April 1<sup>st</sup>, 2010  
Renesas Electronics Corporation

Issued by: Renesas Electronics Corporation (<http://www.renesas.com>)

Send any inquiries to <http://www.renesas.com/inquiry>.

EOL announced product

## Notice

1. All information included in this document is current as of the date this document is issued. Such information, however, is subject to change without any prior notice. Before purchasing or using any Renesas Electronics products listed herein, please confirm the latest product information with a Renesas Electronics sales office. Also, please pay regular and careful attention to additional and different information to be disclosed by Renesas Electronics such as that disclosed through our website.
  2. Renesas Electronics does not assume any liability for infringement of patents, copyrights, or other intellectual property rights of third parties by or arising from the use of Renesas Electronics products or technical information described in this document. No license, express, implied or otherwise, is granted hereby under any patents, copyrights or other intellectual property rights of Renesas Electronics or others.
  3. You should not alter, modify, copy, or otherwise misappropriate any Renesas Electronics product, whether in whole or in part.
  4. Descriptions of circuits, software and other related information in this document are provided only to illustrate the operation of semiconductor products and application examples. You are fully responsible for the incorporation of these circuits, software, and information in the design of your equipment. Renesas Electronics assumes no responsibility for any losses incurred by you or third parties arising from the use of these circuits, software, or information.
  5. When exporting the products or technology described in this document, you should comply with the applicable export control laws and regulations and follow the procedures required by such laws and regulations. You should not use Renesas Electronics products or the technology described in this document for any purpose relating to military applications or use by the military, including but not limited to the development of weapons of mass destruction. Renesas Electronics products and technology may not be used for or incorporated into any products or systems whose manufacture, use, or sale is prohibited under any applicable domestic or foreign laws or regulations.
  6. Renesas Electronics has used reasonable care in preparing the information included in this document, but Renesas Electronics does not warrant that such information is error free. Renesas Electronics assumes no liability whatsoever for any damages incurred by you resulting from errors in or omissions from the information included herein.
  7. Renesas Electronics products are classified according to the following three quality grades: “Standard”, “High Quality”, and “Specific”. The recommended applications for each Renesas Electronics product depends on the product’s quality grade, as indicated below. You must check the quality grade of each Renesas Electronics product before using it in a particular application. You may not use any Renesas Electronics product for any application categorized as “Specific” without the prior written consent of Renesas Electronics. Further, you may not use any Renesas Electronics product for any application for which it is not intended without the prior written consent of Renesas Electronics. Renesas Electronics shall not be in any way liable for any damages or losses incurred by you or third parties arising from the use of any Renesas Electronics product for an application categorized as “Specific” or for which the product is not intended where you have failed to obtain the prior written consent of Renesas Electronics. The quality grade of each Renesas Electronics product is “Standard” unless otherwise expressly specified in a Renesas Electronics data sheets or data books, etc.
    - “Standard”: Computers; office equipment; communications equipment; test and measurement equipment; audio and visual equipment; home electronic appliances; machine tools; personal electronic equipment; and industrial robots.
    - “High Quality”: Transportation equipment (automobiles, trains, ships, etc.); traffic control systems; anti-disaster systems; anti-crime systems; safety equipment; and medical equipment not specifically designed for life support.
    - “Specific”: Aircraft; aerospace equipment; submersible repeaters; nuclear reactor control systems; medical equipment or systems for life support (e.g. artificial life support devices or systems), surgical implantations, or healthcare intervention (e.g. excision, etc.), and any other applications or purposes that pose a direct threat to human life.
  8. You should use the Renesas Electronics products described in this document within the range specified by Renesas Electronics, especially with respect to the maximum rating, operating supply voltage range, movement power voltage range, heat radiation characteristics, installation and other product characteristics. Renesas Electronics shall have no liability for malfunctions or damages arising out of the use of Renesas Electronics products beyond such specified ranges.
  9. Although Renesas Electronics endeavors to improve the quality and reliability of its products, semiconductor products have specific characteristics such as the occurrence of failure at a certain rate and malfunctions under certain use conditions. Further, Renesas Electronics products are not subject to radiation resistance design. Please be sure to implement safety measures to guard them against the possibility of physical injury, and injury or damage caused by fire in the event of the failure of a Renesas Electronics product, such as safety design for hardware and software including but not limited to redundancy, fire control and malfunction prevention, appropriate treatment for aging degradation or any other appropriate measures. Because the evaluation of microcomputer software alone is very difficult, please evaluate the safety of the final products or system manufactured by you.
  10. Please contact a Renesas Electronics sales office for details as to environmental matters such as the environmental compatibility of each Renesas Electronics product. Please use Renesas Electronics products in compliance with all applicable laws and regulations that regulate the inclusion or use of controlled substances, including without limitation, the EU RoHS Directive. Renesas Electronics assumes no liability for damages or losses occurring as a result of your noncompliance with applicable laws and regulations.
  11. This document may not be reproduced or duplicated, in any form, in whole or in part, without prior written consent of Renesas Electronics.
  12. Please contact a Renesas Electronics sales office if you have any questions regarding the information contained in this document or Renesas Electronics products, or if you have any other inquiries.
- (Note 1) “Renesas Electronics” as used in this document means Renesas Electronics Corporation and also includes its majority-owned subsidiaries.
- (Note 2) “Renesas Electronics product(s)” means any product developed or manufactured by or for Renesas Electronics.

# 2SK2595

## Silicon N-Channel MOS FET UHF Power Amplifier

REJ03G0206-0401

Rev.4.01

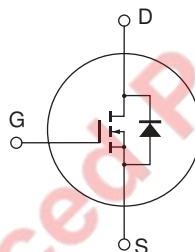
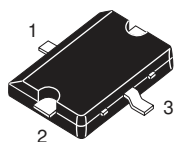
Jan 30, 2006

### Features

- High power output, High gain, High efficiency  
PG = 7.8 dB, Pout = 5.37 W,  $\eta_D = 50\%$  min. (f = 836.5 MHz)
- Compact package capable of surface mounting

### Outline

RENESAS Package code : PLSS0003ZA-A  
(Package Name : RP8P)



1. Gate
2. Source
3. Drain

Note: Marking is "AX".

This Device is sensitive to Electro Static Discharge. An Adequate handling procedure is requested.

### Absolute Maximum Ratings

(Ta = 25°C)

Item	Symbol	Ratings	Unit
Drain to source voltage	$V_{DSS}$	17	V
Gate to source voltage	$V_{GSS}$	$\pm 10$	V
Drain current	$I_D$	1.1	A
Drain peak current	$I_{D(pulse)}$ <sup>Note1</sup>	5	A
Channel dissipation	$P_{ch}$ <sup>Note2</sup>	20	W
Channel temperature	Tch	150	°C
Storage temperature	Tstg	- 45 to +150	°C

Notes: 1.  $PW \leq 10 \mu s$ , duty cycle  $\leq 1\%$

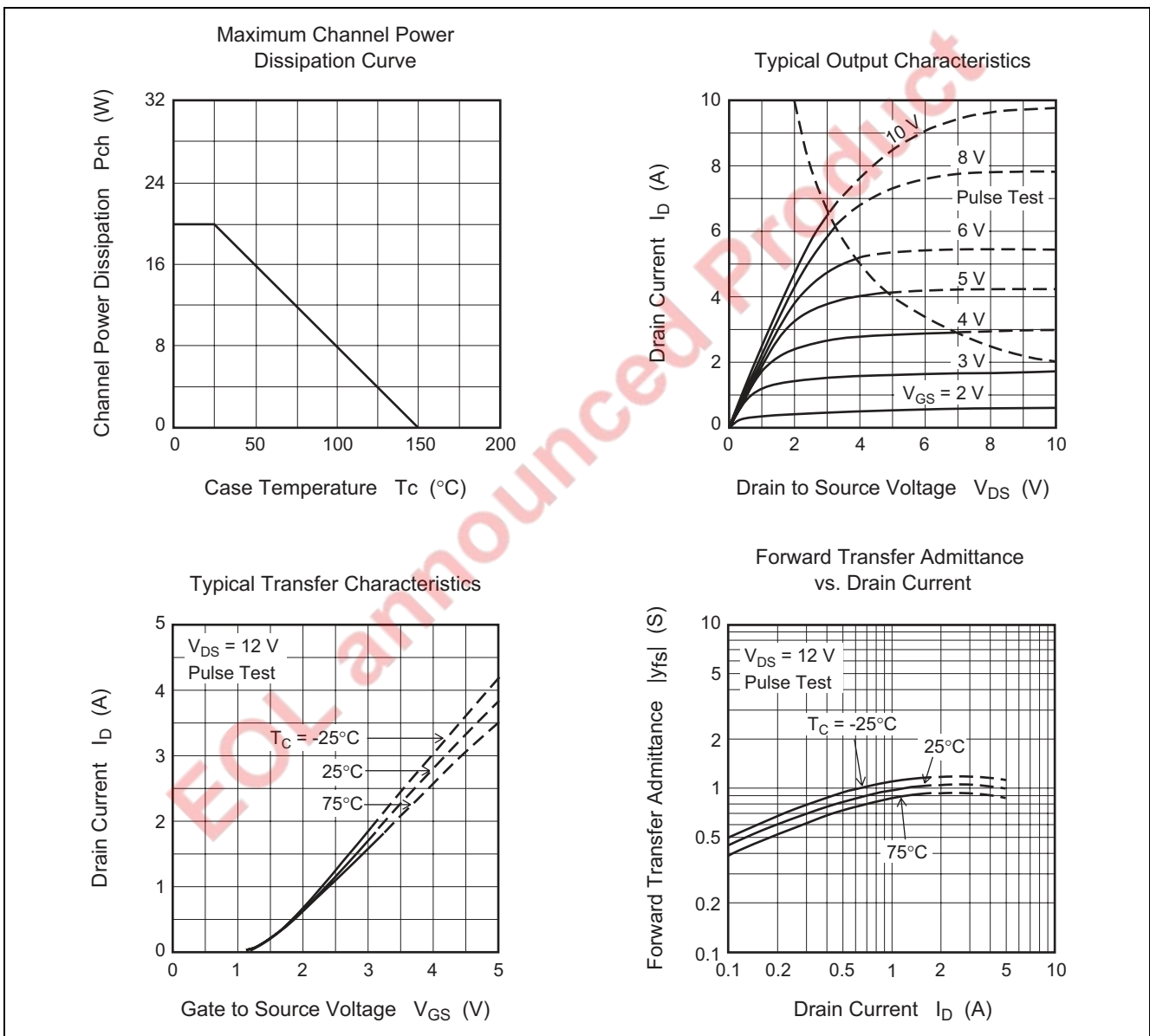
2. Value at Tc = 25°C

### Electrical Characteristics

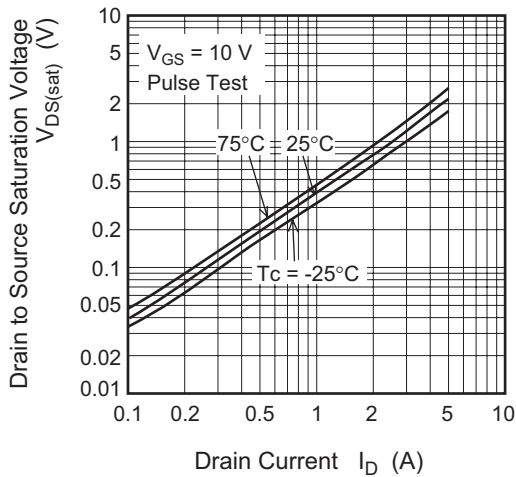
(Ta = 25°C)

Item	Symbol	Min	Typ	Max	Unit	Test Conditions
Zero gate voltage drain current	$I_{DSS}$	—	—	10	$\infty$ A	$V_{DS} = 12\text{ V}, V_{GS} = 0$
Gate to source leak current	$I_{GSS}$	—	—	$\pm 5.0$	$\infty$ A	$V_{GS} = \pm 10\text{ V}, V_{DS} = 0$
Gate to source cutoff voltage	$V_{GS(off)}$	0.6	—	1.3	V	$V_{DS} = 12\text{ V}, I_D = 6\text{ mA}$
Input capacitance	$C_{iss}$	—	68	—	pF	$V_{GS} = 5\text{ V}, V_{DS} = 0, f = 1\text{ MHz}$
Output capacitance	$C_{oss}$	—	27	—	pF	$V_{DS} = 12\text{ V}, V_{GS} = 0, f = 1\text{ MHz}$
Output Power	$P_{out}$	5.37	7	—	W	$V_{DS} = 12\text{ V}, I_{DO} = 500\text{ mA},$ $f = 836.5\text{ MHz}, P_{in} = 0.89\text{ W}$
Drain Efficiency	$\eta_D$	50	60	—	%	

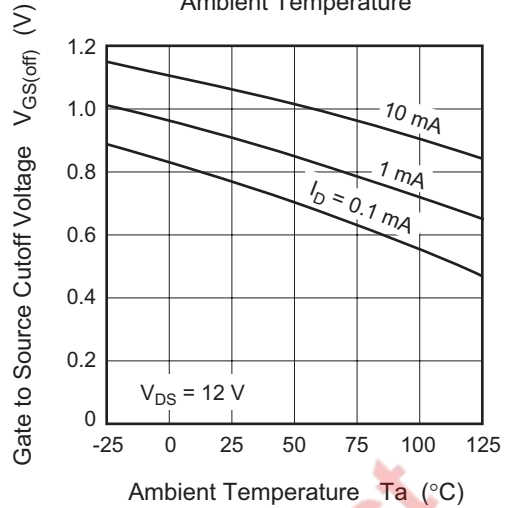
### Main Characteristics



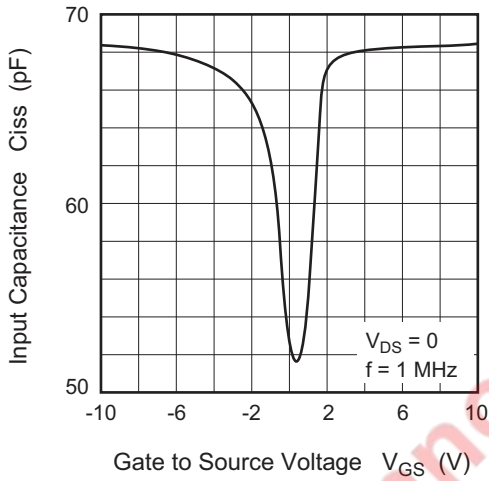
Drain to Source Saturation Voltage vs. Drain Current



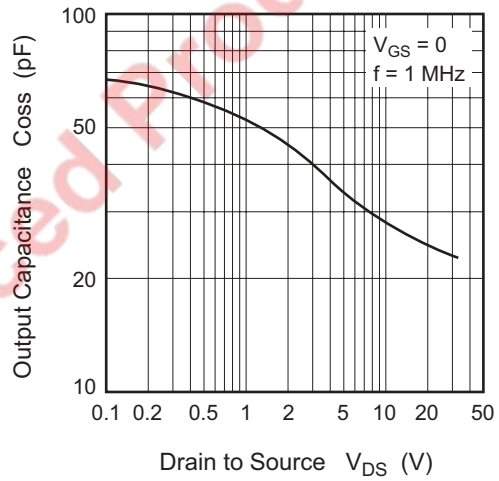
Gate to Source Cutoff Voltage vs. Ambient Temperature



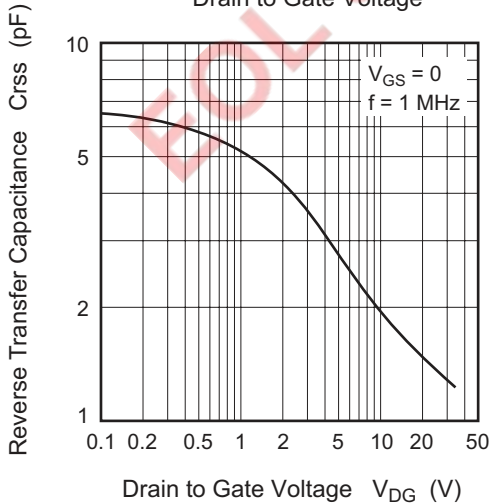
Input Capacitance vs. Gate to Source Voltage



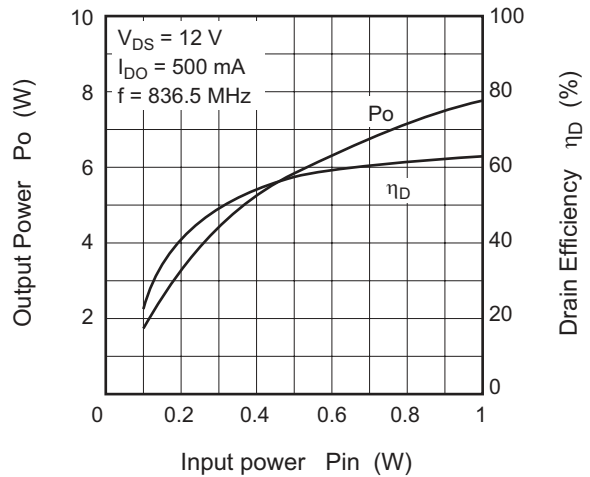
Output Capacitance vs. Drain to Source Voltage



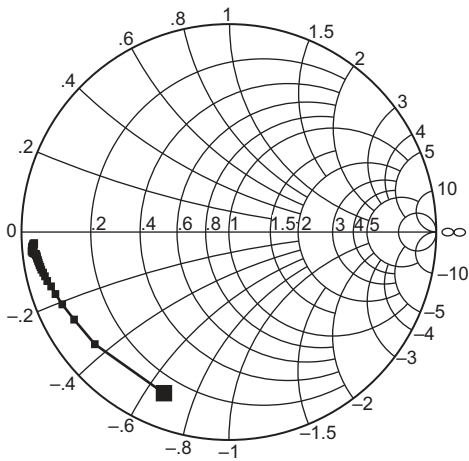
Reverse Transfer Capacitance vs. Drain to Gate Voltage



Output Power, Drain Efficiency vs. Input Power

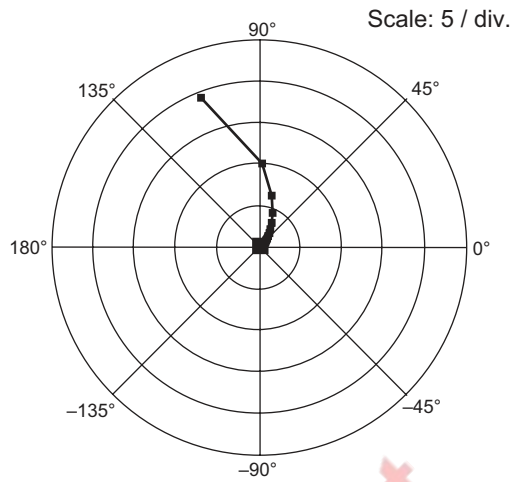


S11 Parameter vs. Frequency



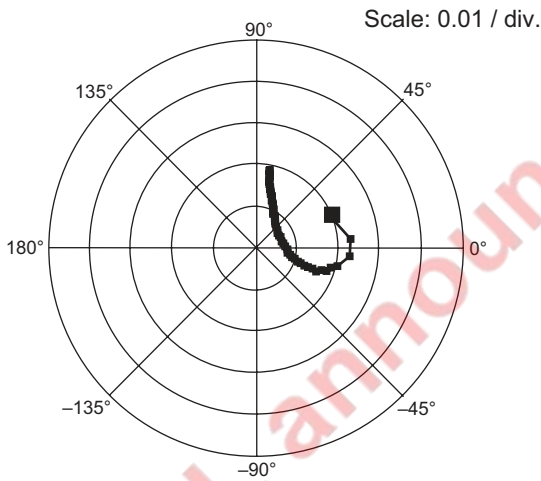
Test condition:  $V_{DS} = 12\text{ V}$ ,  $Z_O = 50\ \Omega$   
 50 to 2550 MHz (50 MHz step)  
 ■—■ ( $I_D = 500\text{ mA}$ )

S21 Parameter vs. Frequency



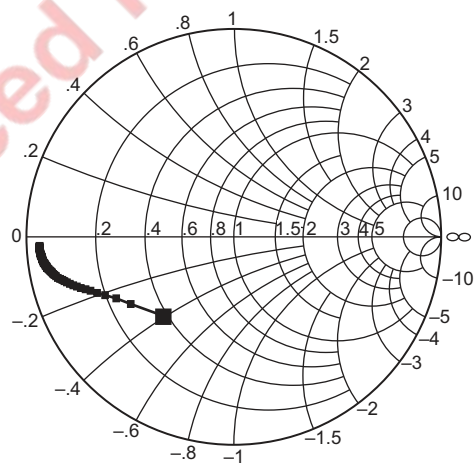
Test condition:  $V_{DS} = 12\text{ V}$ ,  $Z_O = 50\ \Omega$   
 50 to 2550 MHz (50 MHz step)  
 ■—■ ( $I_D = 500\text{ mA}$ )

S12 Parameter vs. Frequency



Test condition:  $V_{DS} = 12\text{ V}$ ,  $Z_O = 50\ \Omega$   
 50 to 2550 MHz (50 MHz step)  
 ■—■ ( $I_D = 500\text{ mA}$ )

S22 Parameter vs. Frequency



Test condition:  $V_{DS} = 12\text{ V}$ ,  $Z_O = 50\ \Omega$   
 50 to 2550 MHz (50 MHz step)  
 ■—■ ( $I_D = 500\text{ mA}$ )

## S Parameter

(V<sub>DS</sub> = 4.5 V, I<sub>D</sub> = 300 mA, Z<sub>O</sub> = 50 Ω)

f (MHz)	S11		S21		S12		S22	
	Mag	Deg	Mag	Deg	Mag	Deg	Mag	Deg
50	0.814	-126.4	14.75	105.9	0.0257	15.0	0.630	-152.3
100	0.818	-149.2	7.58	85.9	0.0275	2.3	0.700	-161.2
150	0.830	-156.6	4.89	75.0	0.0272	-9.2	0.732	-163.7
200	0.849	-160.6	3.42	67.2	0.0249	-14.6	0.763	-165.2
250	0.866	-163.2	2.56	61.0	0.0235	-19.0	0.789	-166.2
300	0.879	-165.0	1.99	56.1	0.0216	-19.7	0.811	-167.1
350	0.893	-166.5	1.60	52.1	0.0196	-22.7	0.827	-167.9
400	0.902	-167.7	1.31	49.0	0.0185	-23.0	0.842	-168.6
450	0.909	-168.7	1.10	46.3	0.0171	-23.9	0.852	-169.2
500	0.917	-169.5	0.93	44.0	0.0158	-24.0	0.862	-169.8
550	0.921	-170.3	0.81	42.0	0.0146	-22.9	0.871	-170.3
600	0.925	-170.9	0.71	40.3	0.0138	-21.7	0.878	-170.8
650	0.927	-171.5	0.62	38.7	0.0128	-21.5	0.884	-171.2
700	0.930	-171.9	0.56	37.3	0.0119	-19.5	0.889	-171.6
750	0.931	-172.3	0.50	35.9	0.0112	-16.8	0.894	-171.9
800	0.932	-172.6	0.45	34.7	0.0106	-14.2	0.899	-172.2
850	0.933	-172.9	0.41	33.6	0.0096	-12.6	0.903	-172.6
900	0.934	-173.1	0.38	32.5	0.0093	-8.3	0.906	-172.9
950	0.934	-173.3	0.35	31.5	0.0089	-6.2	0.909	-173.0
1000	0.935	-173.5	0.32	30.6	0.0085	-1.3	0.911	-173.3
1050	0.935	-173.5	0.30	29.8	0.0083	2.2	0.913	-173.6
1100	0.935	-173.6	0.28	28.8	0.0080	6.6	0.916	-173.7
1150	0.936	-173.6	0.26	27.9	0.0077	12.7	0.918	-174.0
1200	0.936	-173.5	0.24	27.3	0.0076	17.6	0.921	-174.1
1250	0.939	-173.3	0.22	26.7	0.0076	23.9	0.924	-174.4
1300	0.946	-173.3	0.21	26.5	0.0077	30.3	0.924	-174.6
1350	0.954	-173.6	0.20	26.6	0.0082	33.8	0.926	-174.8
1400	0.962	-174.1	0.19	26.6	0.0084	37.6	0.927	-174.9
1450	0.963	-174.6	0.18	26.2	0.0088	39.5	0.928	-175.1
1500	0.961	-174.8	0.17	25.7	0.0089	41.8	0.929	-175.2
1550	0.959	-175.1	0.17	25.0	0.0090	44.4	0.932	-175.3
1600	0.956	-175.2	0.16	24.4	0.0094	47.9	0.933	-175.5
1650	0.954	-175.3	0.15	23.7	0.0097	50.7	0.934	-175.8
1700	0.953	-175.5	0.15	23.1	0.0099	53.4	0.935	-175.9
1750	0.951	-175.6	0.14	22.6	0.0102	54.7	0.936	-176.1
1800	0.951	-175.7	0.14	22.1	0.0106	57.5	0.936	-176.3
1850	0.951	-175.8	0.13	21.6	0.0111	59.1	0.937	-176.5
1900	0.950	-175.8	0.12	21.2	0.0114	62.0	0.937	-176.6
1950	0.951	-175.9	0.12	20.8	0.0118	63.6	0.938	-176.9
2000	0.951	-175.9	0.12	20.5	0.0121	64.7	0.938	-177.0
2050	0.949	-175.9	0.11	20.3	0.0125	66.5	0.939	-177.2
2100	0.948	-176.0	0.11	20.1	0.0133	68.2	0.939	-177.3
2150	0.946	-176.1	0.10	19.9	0.0134	69.7	0.939	-177.6
2200	0.947	-176.2	0.10	19.7	0.0142	70.8	0.940	-177.6
2250	0.946	-176.2	0.10	19.7	0.0145	71.0	0.941	-177.8
2300	0.946	-176.4	0.09	19.4	0.0153	72.6	0.941	-178.0
2350	0.946	-176.5	0.09	19.3	0.0157	73.2	0.942	-178.2
2400	0.947	-176.5	0.09	19.3	0.0161	73.3	0.941	-178.5
2450	0.945	-176.5	0.09	19.1	0.0165	73.9	0.941	-178.8
2500	0.944	-176.7	0.08	19.1	0.0168	75.4	0.941	-178.9
2550	0.943	-176.7	0.08	19.3	0.0173	75.5	0.939	-179.0



f (MHz)	S11		S21		S12		S22	
	Mag	Deg	Mag	Deg	Mag	Deg	Mag	Deg
50	0.813	-123.5	16.60	106.7	0.0261	19.7	0.595	-146.1
100	0.819	-147.4	8.55	85.9	0.0266	-1.8	0.671	-157.1
150	0.831	-155.2	5.50	74.7	0.0265	-8.1	0.707	-160.4
200	0.852	-159.6	3.84	66.7	0.0238	-15.0	0.743	-162.3
250	0.868	-162.4	2.86	60.5	0.0219	-18.9	0.772	-163.7
300	0.881	-164.4	2.23	55.7	0.0201	-21.0	0.796	-164.9
350	0.895	-166.0	1.78	51.8	0.0190	-23.2	0.813	-165.9
400	0.904	-167.3	1.46	48.7	0.0176	-23.9	0.829	-166.7
450	0.911	-168.4	1.22	46.0	0.0163	-23.7	0.841	-167.5
500	0.918	-169.3	1.04	43.8	0.0151	-23.1	0.851	-168.2
550	0.923	-170.1	0.90	41.7	0.0139	-23.2	0.861	-168.8
600	0.926	-170.6	0.79	40.0	0.0131	-22.2	0.870	-169.4
650	0.928	-171.2	0.70	38.3	0.0122	-20.0	0.876	-169.8
700	0.931	-171.7	0.62	36.8	0.0115	-18.8	0.882	-170.3
750	0.932	-172.1	0.56	35.4	0.0107	-16.9	0.887	-170.6
800	0.933	-172.4	0.51	34.1	0.0101	-14.7	0.893	-171.0
850	0.934	-172.8	0.46	32.8	0.0095	-10.2	0.897	-171.4
900	0.935	-173.0	0.42	31.7	0.0089	-7.1	0.901	-171.7
950	0.936	-173.2	0.39	30.6	0.0084	-3.8	0.904	-171.9
1000	0.936	-173.4	0.36	29.6	0.0081	1.1	0.906	-172.3
1050	0.937	-173.4	0.33	28.7	0.0079	4.6	0.909	-172.5
1100	0.937	-173.5	0.31	27.7	0.0074	10.5	0.913	-172.7
1150	0.937	-173.6	0.29	26.7	0.0072	13.7	0.915	-173.0
1200	0.937	-173.5	0.27	25.9	0.0073	19.9	0.918	-173.2
1250	0.939	-173.5	0.25	25.2	0.0074	25.8	0.922	-173.4
1300	0.943	-173.4	0.23	24.6	0.0072	32.2	0.922	-173.7
1350	0.948	-173.5	0.22	24.3	0.0079	38.3	0.925	-173.9
1400	0.957	-173.8	0.21	24.3	0.0083	42.0	0.926	-174.1
1450	0.961	-174.1	0.20	24.2	0.0086	43.6	0.927	-174.3
1500	0.963	-174.5	0.19	24.0	0.0087	46.9	0.928	-174.5
1550	0.962	-174.9	0.18	23.4	0.0090	47.5	0.931	-174.6
1600	0.958	-175.1	0.17	22.9	0.0094	50.3	0.932	-174.8
1650	0.955	-175.2	0.17	22.1	0.0096	54.1	0.933	-175.1
1700	0.954	-175.4	0.16	21.6	0.0101	55.7	0.935	-175.2
1750	0.952	-175.6	0.15	21.0	0.0103	58.8	0.936	-175.4
1800	0.952	-175.6	0.15	20.5	0.0106	61.0	0.936	-175.7
1850	0.952	-175.8	0.14	19.9	0.0110	63.1	0.938	-175.8
1900	0.951	-175.8	0.14	19.4	0.0113	64.2	0.937	-176.0
1950	0.951	-175.8	0.13	19.0	0.0120	66.3	0.938	-176.3
2000	0.951	-175.9	0.13	18.6	0.0123	67.7	0.938	-176.4
2050	0.949	-175.8	0.12	18.2	0.0127	69.5	0.939	-176.6
2100	0.948	-175.9	0.12	18.0	0.0133	70.7	0.940	-176.8
2150	0.947	-176.0	0.11	17.8	0.0138	71.9	0.940	-177.0
2200	0.947	-176.2	0.11	17.5	0.0144	72.9	0.941	-177.1
2250	0.947	-176.1	0.11	17.3	0.0149	73.8	0.942	-177.3
2300	0.946	-176.3	0.10	17.1	0.0153	74.0	0.941	-177.5
2350	0.946	-176.4	0.10	17.0	0.0158	74.7	0.943	-177.7
2400	0.947	-176.5	0.10	16.9	0.0163	75.3	0.942	-178.0
2450	0.945	-176.4	0.09	16.7	0.0166	75.9	0.942	-178.3
2500	0.944	-176.6	0.09	16.7	0.0174	76.2	0.942	-178.5
2550	0.943	-176.6	0.09	16.9	0.0178	77.0	0.940	-178.6



f (MHz)	S11		S21		S12		S22	
	Mag	Deg	Mag	Deg	Mag	Deg	Mag	Deg
50	0.817	-120.2	17.99	107.7	0.0266	16.9	0.567	-140.0
100	0.820	-145.5	9.32	86.1	0.0271	1.4	0.646	-153.4
150	0.836	-153.9	5.98	74.6	0.0255	-7.4	0.687	-157.4
200	0.856	-158.7	4.16	66.6	0.0229	-16.2	0.726	-159.8
250	0.873	-161.8	3.09	60.4	0.0214	-17.7	0.757	-161.5
300	0.886	-164.0	2.41	55.6	0.0204	-20.7	0.783	-163.0
350	0.899	-165.7	1.93	51.7	0.0187	-22.6	0.802	-164.2
400	0.907	-167.0	1.58	48.6	0.0167	-22.6	0.819	-165.1
450	0.914	-168.1	1.33	46.0	0.0157	-22.9	0.831	-166.0
500	0.920	-169.1	1.13	43.6	0.0147	-22.9	0.842	-166.8
550	0.923	-169.9	0.98	41.5	0.0136	-23.8	0.852	-167.4
600	0.927	-170.5	0.86	39.7	0.0126	-21.4	0.862	-168.0
650	0.929	-171.1	0.76	37.9	0.0118	-19.3	0.869	-168.6
700	0.931	-171.6	0.68	36.3	0.0109	-18.5	0.875	-169.1
750	0.932	-172.0	0.61	34.8	0.0104	-16.7	0.882	-169.5
800	0.933	-172.4	0.55	33.3	0.0095	-13.6	0.888	-169.8
850	0.933	-172.7	0.50	32.0	0.0091	-9.5	0.893	-170.3
900	0.935	-172.9	0.46	30.8	0.0086	-7.1	0.897	-170.6
950	0.935	-173.1	0.42	29.6	0.0080	-2.2	0.901	-170.9
1000	0.935	-173.3	0.39	28.6	0.0076	1.1	0.904	-171.3
1050	0.936	-173.3	0.36	27.5	0.0072	6.5	0.907	-171.6
1100	0.936	-173.4	0.33	26.5	0.0071	11.6	0.911	-171.8
1150	0.936	-173.5	0.31	25.4	0.0068	16.1	0.913	-172.1
1200	0.937	-173.5	0.29	24.6	0.0070	24.8	0.917	-172.4
1250	0.938	-173.4	0.27	23.8	0.0069	29.9	0.921	-172.6
1300	0.941	-173.4	0.25	23.1	0.0070	35.7	0.921	-172.9
1350	0.946	-173.5	0.24	22.6	0.0074	40.3	0.924	-173.1
1400	0.954	-173.7	0.22	22.5	0.0080	43.8	0.925	-173.3
1450	0.959	-174.0	0.21	22.2	0.0084	47.3	0.927	-173.6
1500	0.962	-174.3	0.20	22.1	0.0086	49.9	0.928	-173.8
1550	0.962	-174.7	0.19	21.7	0.0090	52.7	0.930	-173.9
1600	0.960	-174.9	0.18	21.3	0.0094	55.3	0.932	-174.1
1650	0.957	-175.2	0.18	20.7	0.0096	57.5	0.933	-174.5
1700	0.956	-175.3	0.17	20.1	0.0100	59.4	0.935	-174.6
1750	0.953	-175.5	0.16	19.6	0.0106	61.7	0.936	-174.8
1800	0.953	-175.6	0.16	19.1	0.0107	63.4	0.937	-175.1
1850	0.952	-175.8	0.15	18.4	0.0111	65.9	0.938	-175.3
1900	0.951	-175.8	0.14	18.0	0.0117	66.6	0.938	-175.5
1950	0.951	-175.8	0.14	17.4	0.0120	68.4	0.939	-175.8
2000	0.951	-175.9	0.13	17.1	0.0126	70.4	0.939	-175.9
2050	0.949	-175.9	0.13	16.6	0.0130	71.7	0.939	-176.1
2100	0.948	-175.9	0.12	16.3	0.0134	72.6	0.940	-176.3
2150	0.946	-176.1	0.12	15.9	0.0139	73.7	0.941	-176.5
2200	0.946	-176.2	0.12	15.7	0.0146	74.5	0.942	-176.7
2250	0.946	-176.2	0.11	15.5	0.0151	75.8	0.943	-176.8
2300	0.945	-176.3	0.11	15.1	0.0156	75.9	0.942	-177.1
2350	0.945	-176.5	0.10	15.0	0.0161	75.9	0.943	-177.3
2400	0.946	-176.5	0.10	14.9	0.0167	76.9	0.943	-177.6
2450	0.945	-176.5	0.10	14.5	0.0171	77.0	0.943	-177.8
2500	0.943	-176.7	0.09	14.5	0.0176	78.2	0.942	-178.1
2550	0.942	-176.7	0.09	14.5	0.0180	78.0	0.941	-178.2

f (MHz)	S11		S21		S12		S22	
	Mag	Deg	Mag	Deg	Mag	Deg	Mag	Deg
50	0.835	-112.4	19.94	111.2	0.0210	19.4	0.509	-128.1
100	0.840	-140.6	10.54	87.7	0.0250	2.9	0.592	-145.3
150	0.852	-150.8	6.75	75.7	0.0223	-7.7	0.640	-151.1
200	0.872	-156.6	4.69	67.5	0.0215	-12.4	0.685	-154.5
250	0.886	-160.3	3.50	61.3	0.0199	-16.4	0.718	-156.7
300	0.896	-162.9	2.74	56.6	0.0185	-19.0	0.746	-158.6
350	0.907	-164.9	2.21	52.5	0.0169	-20.1	0.768	-160.1
400	0.914	-166.4	1.83	49.2	0.0157	-21.9	0.788	-161.2
450	0.919	-167.6	1.53	46.2	0.0147	-22.3	0.804	-162.2
500	0.925	-168.6	1.31	43.5	0.0136	-22.7	0.818	-163.2
550	0.928	-169.6	1.14	41.0	0.0126	-22.5	0.831	-164.0
600	0.930	-170.2	1.00	38.8	0.0118	-22.0	0.843	-164.7
650	0.932	-170.9	0.88	36.6	0.0109	-20.2	0.853	-165.3
700	0.934	-171.4	0.79	34.7	0.0098	-18.3	0.862	-166.0
750	0.935	-171.9	0.71	32.8	0.0092	-16.3	0.871	-166.5
800	0.936	-172.3	0.64	31.0	0.0085	-12.5	0.878	-167.0
850	0.936	-172.7	0.58	29.4	0.0078	-9.5	0.885	-167.6
900	0.937	-172.9	0.53	28.0	0.0075	-2.8	0.891	-168.1
950	0.937	-173.2	0.48	26.5	0.0070	1.0	0.896	-168.4
1000	0.938	-173.4	0.45	25.2	0.0064	5.0	0.900	-169.0
1050	0.937	-173.5	0.41	24.0	0.0064	11.0	0.904	-169.4
1100	0.936	-173.7	0.38	22.7	0.0060	17.4	0.909	-169.7
1150	0.936	-173.8	0.35	21.5	0.0060	27.5	0.912	-170.1
1200	0.935	-173.8	0.33	20.5	0.0061	32.9	0.916	-170.4
1250	0.935	-173.8	0.30	19.5	0.0062	37.6	0.920	-170.8
1300	0.936	-173.7	0.28	18.7	0.0067	46.3	0.922	-171.1
1350	0.939	-173.8	0.26	17.9	0.0069	50.3	0.925	-171.4
1400	0.946	-173.8	0.25	17.5	0.0075	53.6	0.926	-171.7
1450	0.950	-173.9	0.23	17.2	0.0080	56.9	0.928	-172.0
1500	0.955	-174.0	0.22	17.0	0.0085	60.2	0.929	-172.3
1550	0.958	-174.4	0.21	16.7	0.0090	61.2	0.932	-172.5
1600	0.959	-174.6	0.20	16.4	0.0094	63.3	0.934	-172.8
1650	0.959	-174.9	0.19	16.0	0.0101	65.8	0.935	-173.1
1700	0.959	-175.2	0.18	15.7	0.0102	68.0	0.937	-173.4
1750	0.958	-175.5	0.17	15.3	0.0109	68.1	0.938	-173.6
1800	0.958	-175.6	0.17	14.9	0.0113	70.7	0.939	-173.9
1850	0.958	-175.8	0.16	14.5	0.0118	71.0	0.940	-174.1
1900	0.957	-175.9	0.15	14.2	0.0122	72.3	0.940	-174.4
1950	0.957	-176.0	0.15	13.8	0.0127	73.1	0.941	-174.7
2000	0.957	-176.2	0.14	13.4	0.0132	74.4	0.941	-174.9
2050	0.955	-176.2	0.14	12.9	0.0137	75.4	0.941	-175.1
2100	0.954	-176.3	0.13	12.6	0.0142	76.7	0.943	-175.3
2150	0.952	-176.4	0.13	12.1	0.0148	77.6	0.943	-175.6
2200	0.952	-176.6	0.12	11.7	0.0153	77.7	0.944	-175.7
2250	0.952	-176.6	0.12	11.5	0.0159	78.7	0.945	-175.9
2300	0.951	-176.8	0.12	11.0	0.0163	79.1	0.945	-176.2
2350	0.951	-177.0	0.11	10.8	0.0169	78.7	0.946	-176.4
2400	0.952	-177.1	0.11	10.5	0.0173	79.2	0.945	-176.7
2450	0.950	-177.0	0.10	10.3	0.0179	79.5	0.945	-177.0
2500	0.949	-177.3	0.10	10.0	0.0185	80.0	0.945	-177.2
2550	0.948	-177.3	0.10	10.1	0.0191	80.1	0.944	-177.4

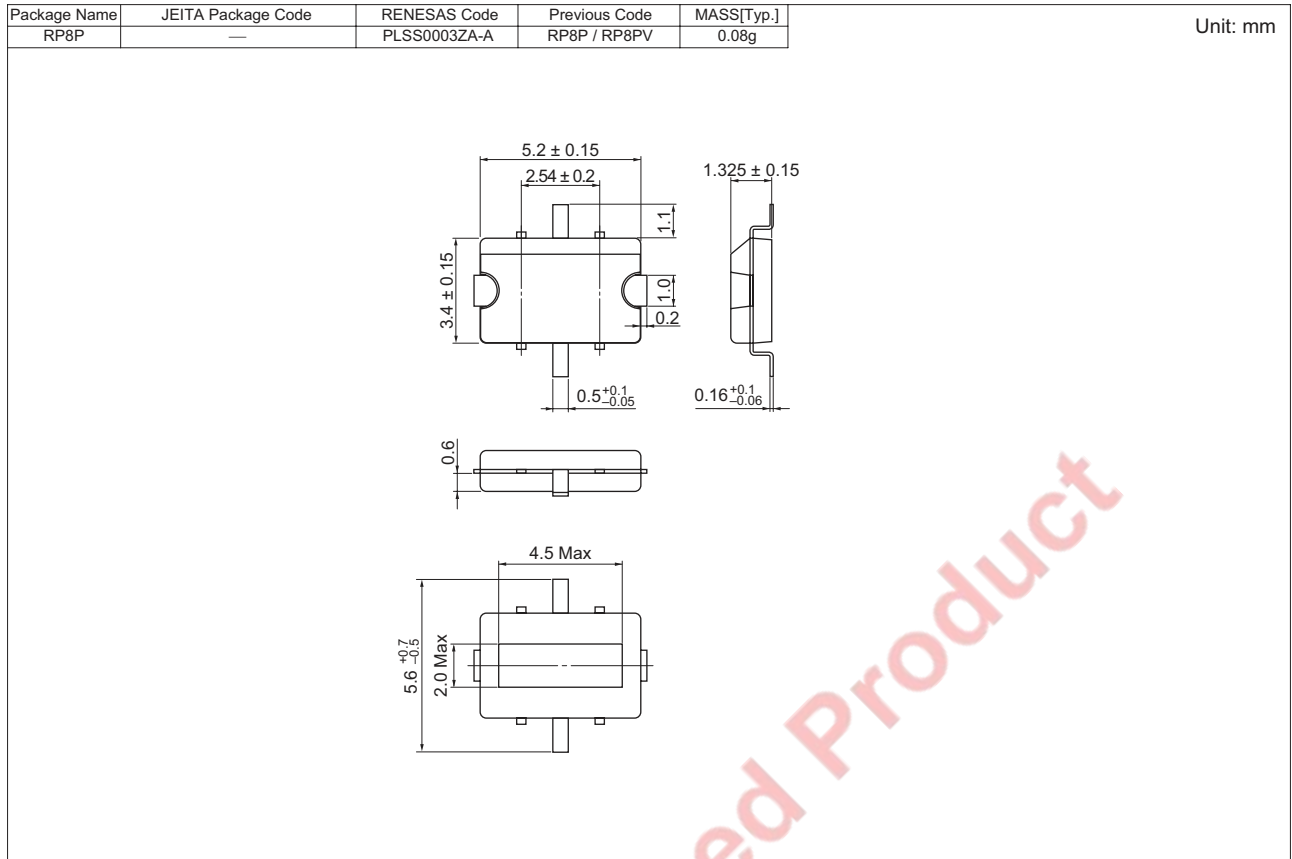
f (MHz)	S11		S21		S12		S22	
	Mag	Deg	Mag	Deg	Mag	Deg	Mag	Deg
50	0.818	-126.6	14.27	106.4	0.0256	19.6	0.656	-157.5
100	0.829	-149.6	7.33	86.6	0.0256	0.6	0.725	-164.6
150	0.840	-157.0	4.73	76.1	0.0242	-7.6	0.752	-166.6
200	0.859	-161.1	3.32	68.7	0.0229	-12.1	0.778	-167.8
250	0.873	-163.7	2.49	62.9	0.0207	-15.8	0.800	-168.5
300	0.885	-165.6	1.95	58.5	0.0192	-18.4	0.818	-169.3
350	0.898	-167.0	1.57	54.8	0.0178	-20.1	0.831	-169.9
400	0.906	-168.2	1.30	51.9	0.0169	-19.5	0.844	-170.4
450	0.912	-169.2	1.09	49.5	0.0157	-19.3	0.852	-170.8
500	0.919	-170.0	0.93	47.5	0.0148	-19.1	0.861	-171.2
550	0.923	-170.7	0.81	45.5	0.0138	-18.1	0.870	-171.8
600	0.926	-171.3	0.71	43.8	0.0131	-16.4	0.875	-172.2
650	0.928	-171.8	0.63	42.2	0.0123	-15.8	0.879	-172.4
700	0.930	-172.2	0.57	40.9	0.0116	-13.5	0.883	-172.7
750	0.931	-172.6	0.51	39.6	0.0109	-10.5	0.887	-172.7
800	0.932	-172.9	0.47	38.3	0.0104	-7.8	0.895	-172.9
850	0.932	-173.2	0.43	37.0	0.0100	-5.6	0.900	-173.4
900	0.934	-173.4	0.39	35.9	0.0095	-2.5	0.901	-173.7
950	0.934	-173.6	0.36	34.9	0.0093	-0.8	0.903	-173.8
1000	0.934	-173.7	0.33	33.9	0.0087	4.0	0.905	-174.0
1050	0.935	-173.7	0.31	33.0	0.0087	8.3	0.907	-174.2
1100	0.935	-173.8	0.29	32.0	0.0082	13.3	0.910	-174.3
1150	0.935	-173.8	0.27	31.0	0.0080	18.3	0.913	-174.5
1200	0.937	-173.6	0.25	30.3	0.0080	22.4	0.916	-174.6
1250	0.941	-173.5	0.24	29.8	0.0083	27.1	0.919	-174.8
1300	0.948	-173.5	0.22	29.6	0.0085	32.7	0.919	-175.0
1350	0.955	-174.0	0.21	29.5	0.0087	35.4	0.921	-175.2
1400	0.961	-174.4	0.20	29.2	0.0091	37.6	0.922	-175.3
1450	0.960	-174.8	0.19	28.6	0.0092	40.0	0.924	-175.4
1500	0.959	-175.0	0.19	28.1	0.0093	43.1	0.925	-175.5
1550	0.957	-175.3	0.18	27.3	0.0096	45.2	0.929	-175.6
1600	0.954	-175.4	0.17	26.6	0.0099	49.1	0.930	-175.9
1650	0.952	-175.5	0.16	25.8	0.0102	51.3	0.930	-176.2
1700	0.951	-175.6	0.16	25.2	0.0104	52.6	0.930	-176.4
1750	0.950	-175.8	0.15	24.6	0.0108	55.8	0.930	-176.5
1800	0.950	-175.8	0.14	24.0	0.0111	57.1	0.929	-176.6
1850	0.950	-175.9	0.14	23.6	0.0114	59.7	0.929	-176.6
1900	0.949	-175.9	0.13	23.2	0.0118	61.5	0.930	-176.6
1950	0.949	-176.0	0.13	22.8	0.0122	63.3	0.935	-176.8
2000	0.950	-176.1	0.12	22.4	0.0126	65.0	0.936	-177.1
2050	0.948	-176.0	0.12	22.0	0.0131	66.4	0.937	-177.4
2100	0.947	-176.1	0.11	21.8	0.0135	68.0	0.936	-177.6
2150	0.945	-176.2	0.11	21.4	0.0141	69.3	0.935	-177.8
2200	0.945	-176.3	0.11	21.3	0.0146	70.8	0.935	-177.9
2250	0.945	-176.3	0.10	21.2	0.0151	71.0	0.936	-177.9
2300	0.944	-176.5	0.10	20.8	0.0155	72.4	0.937	-178.1
2350	0.944	-176.6	0.10	20.7	0.0160	72.5	0.939	-178.3
2400	0.946	-176.7	0.10	20.6	0.0165	72.8	0.938	-178.6
2450	0.944	-176.6	0.09	20.5	0.0169	73.9	0.938	-178.9
2500	0.943	-176.8	0.09	20.3	0.0173	74.0	0.938	-179.1
2550	0.942	-176.8	0.09	20.4	0.0178	74.8	0.936	-179.2

f (MHz)	S11		S21		S12		S22	
	Mag	Deg	Mag	Deg	Mag	Deg	Mag	Deg
50	0.819	-123.7	16.07	106.8	0.0245	18.4	0.615	-151.4
100	0.826	-147.5	8.25	86.2	0.0251	0.2	0.692	-160.6
150	0.841	-155.4	5.29	75.4	0.0241	-7.5	0.726	-163.4
200	0.861	-159.9	3.69	67.9	0.0219	-12.3	0.757	-165.0
250	0.876	-162.9	2.76	62.2	0.0206	-16.2	0.781	-166.2
300	0.888	-164.9	2.15	57.9	0.0188	-17.8	0.801	-167.2
350	0.901	-166.5	1.73	54.3	0.0175	-19.0	0.815	-167.9
400	0.908	-167.8	1.43	51.5	0.0163	-19.6	0.829	-168.6
450	0.914	-168.8	1.21	49.1	0.0153	-19.6	0.838	-169.1
500	0.920	-169.7	1.04	47.0	0.0142	-18.6	0.848	-169.6
550	0.924	-170.5	0.90	44.9	0.0134	-18.1	0.857	-170.2
600	0.926	-171.0	0.79	43.2	0.0128	-16.9	0.863	-170.6
650	0.928	-171.6	0.71	41.5	0.0119	-16.3	0.869	-171.0
700	0.930	-172.0	0.63	40.0	0.0112	-12.8	0.873	-171.3
750	0.931	-172.4	0.57	38.5	0.0104	-11.1	0.879	-171.4
800	0.933	-172.8	0.52	37.1	0.0100	-7.9	0.888	-171.6
850	0.933	-173.1	0.47	35.7	0.0095	-5.6	0.893	-172.1
900	0.934	-173.2	0.44	34.5	0.0089	-2.4	0.895	-172.4
950	0.934	-173.4	0.40	33.3	0.0086	1.5	0.898	-172.6
1000	0.935	-173.6	0.37	32.2	0.0081	3.1	0.900	-172.8
1050	0.936	-173.6	0.34	31.2	0.0081	9.1	0.903	-173.1
1100	0.936	-173.7	0.32	30.1	0.0079	14.8	0.907	-173.2
1150	0.936	-173.7	0.30	29.1	0.0077	19.8	0.909	-173.4
1200	0.937	-173.7	0.28	28.1	0.0076	24.8	0.913	-173.6
1250	0.939	-173.7	0.26	27.3	0.0080	30.3	0.917	-173.8
1300	0.943	-173.6	0.24	26.8	0.0079	34.6	0.917	-174.0
1350	0.949	-173.8	0.23	26.4	0.0081	38.4	0.920	-174.2
1400	0.957	-174.1	0.22	26.3	0.0087	42.1	0.921	-174.4
1450	0.960	-174.4	0.21	26.1	0.0090	44.5	0.922	-174.5
1500	0.960	-174.8	0.20	25.7	0.0091	47.0	0.924	-174.6
1550	0.959	-175.1	0.19	25.0	0.0096	48.8	0.928	-174.8
1600	0.956	-175.2	0.18	24.3	0.0097	51.7	0.930	-175.1
1650	0.954	-175.4	0.18	23.6	0.0100	54.2	0.929	-175.4
1700	0.952	-175.5	0.17	22.9	0.0102	56.0	0.930	-175.6
1750	0.951	-175.7	0.16	22.2	0.0108	58.8	0.930	-175.7
1800	0.950	-175.7	0.15	21.6	0.0110	61.3	0.929	-175.9
1850	0.950	-175.9	0.15	21.1	0.0114	62.8	0.930	-175.9
1900	0.949	-175.9	0.14	20.7	0.0118	64.5	0.930	-176.0
1950	0.949	-176.0	0.14	20.3	0.0123	66.7	0.935	-176.2
2000	0.950	-176.0	0.13	19.8	0.0127	67.5	0.937	-176.5
2050	0.948	-176.0	0.13	19.4	0.0131	68.3	0.937	-176.8
2100	0.947	-176.0	0.12	19.0	0.0136	70.5	0.937	-177.0
2150	0.945	-176.2	0.12	18.8	0.0141	71.5	0.936	-177.2
2200	0.945	-176.3	0.11	18.6	0.0147	72.5	0.936	-177.3
2250	0.945	-176.3	0.11	18.4	0.0152	73.4	0.937	-177.4
2300	0.944	-176.5	0.11	18.1	0.0156	73.9	0.938	-177.6
2350	0.944	-176.6	0.10	17.9	0.0162	74.3	0.940	-177.8
2400	0.945	-176.6	0.10	17.7	0.0166	74.9	0.939	-178.1
2450	0.944	-176.6	0.10	17.5	0.0170	75.5	0.939	-178.4
2500	0.942	-176.8	0.09	17.3	0.0177	76.2	0.939	-178.6
2550	0.941	-176.8	0.09	17.4	0.0183	76.5	0.937	-178.7

f (MHz)	S11		S21		S12		S22	
	Mag	Deg	Mag	Deg	Mag	Deg	Mag	Deg
50	0.821	-120.3	17.31	107.6	0.0224	17.9	0.584	-145.8
100	0.827	-145.4	8.91	86.2	0.0252	-0.4	0.664	-156.9
150	0.844	-153.9	5.68	75.1	0.0223	-5.2	0.703	-160.5
200	0.865	-158.9	3.95	67.6	0.0209	-13.2	0.738	-162.6
250	0.881	-162.2	2.95	62.0	0.0197	-15.3	0.764	-164.1
300	0.893	-164.4	2.30	57.7	0.0183	-17.8	0.785	-165.3
350	0.904	-166.2	1.86	54.2	0.0170	-18.7	0.801	-166.2
400	0.912	-167.6	1.54	51.3	0.0161	-19.9	0.815	-166.9
450	0.917	-168.7	1.30	48.8	0.0147	-19.7	0.826	-167.5
500	0.922	-169.6	1.12	46.6	0.0141	-19.0	0.837	-168.0
550	0.926	-170.5	0.98	44.3	0.0130	-18.6	0.847	-168.7
600	0.928	-171.1	0.86	42.4	0.0124	-17.3	0.854	-169.2
650	0.929	-171.7	0.76	40.5	0.0113	-15.9	0.860	-169.6
700	0.931	-172.1	0.68	38.8	0.0109	-15.5	0.866	-169.9
750	0.932	-172.6	0.62	37.2	0.0102	-12.2	0.872	-170.1
800	0.933	-173.0	0.56	35.6	0.0095	-10.0	0.882	-170.3
850	0.933	-173.3	0.51	34.0	0.0089	-5.4	0.888	-170.9
900	0.934	-173.5	0.47	32.6	0.0086	-3.6	0.891	-171.3
950	0.933	-173.7	0.43	31.3	0.0080	0.6	0.895	-171.4
1000	0.933	-173.9	0.40	30.1	0.0077	3.6	0.898	-171.8
1050	0.932	-173.9	0.37	28.9	0.0075	10.2	0.901	-172.0
1100	0.931	-174.0	0.34	27.7	0.0071	16.6	0.905	-172.2
1150	0.931	-174.1	0.32	26.4	0.0071	21.0	0.908	-172.5
1200	0.930	-174.0	0.30	25.5	0.0070	26.1	0.912	-172.7
1250	0.932	-173.8	0.27	24.6	0.0073	32.2	0.916	-172.9
1300	0.936	-173.6	0.26	24.1	0.0073	38.2	0.917	-173.2
1350	0.942	-173.7	0.24	23.7	0.0079	42.6	0.919	-173.4
1400	0.951	-173.9	0.23	23.6	0.0084	45.5	0.921	-173.6
1450	0.956	-174.2	0.22	23.3	0.0087	47.9	0.923	-173.8
1500	0.959	-174.5	0.21	23.1	0.0090	51.7	0.924	-173.9
1550	0.960	-174.9	0.20	22.6	0.0092	53.1	0.929	-174.1
1600	0.958	-175.1	0.19	21.9	0.0097	55.3	0.930	-174.4
1650	0.957	-175.4	0.18	21.3	0.0101	57.3	0.930	-174.8
1700	0.956	-175.6	0.17	20.7	0.0106	60.3	0.931	-175.0
1750	0.955	-175.8	0.17	20.0	0.0110	61.2	0.931	-175.1
1800	0.955	-175.9	0.16	19.5	0.0111	63.5	0.930	-175.3
1850	0.955	-176.1	0.15	19.0	0.0115	66.1	0.931	-175.4
1900	0.954	-176.2	0.15	18.7	0.0120	66.5	0.932	-175.5
1950	0.954	-176.3	0.14	18.2	0.0124	68.5	0.936	-175.7
2000	0.954	-176.4	0.14	17.7	0.0131	69.9	0.938	-176.0
2050	0.952	-176.4	0.13	17.2	0.0134	70.6	0.938	-176.3
2100	0.951	-176.5	0.13	16.9	0.0138	72.1	0.938	-176.5
2150	0.950	-176.6	0.12	16.6	0.0144	73.1	0.937	-176.8
2200	0.950	-176.8	0.12	16.4	0.0149	74.1	0.937	-176.8
2250	0.949	-176.8	0.11	16.2	0.0155	75.0	0.938	-176.9
2300	0.949	-177.0	0.11	15.7	0.0160	74.9	0.939	-177.2
2350	0.949	-177.1	0.11	15.5	0.0167	75.7	0.941	-177.4
2400	0.950	-177.2	0.10	15.2	0.0169	75.9	0.941	-177.7
2450	0.949	-177.2	0.10	15.1	0.0173	76.2	0.940	-178.0
2500	0.948	-177.4	0.10	15.0	0.0179	77.0	0.940	-178.2
2550	0.946	-177.5	0.09	15.0	0.0184	77.1	0.939	-178.4

f (MHz)	S11		S21		S12		S22	
	Mag	Deg	Mag	Deg	Mag	Deg	Mag	Deg
50	0.838	-112.1	19.26	111.1	0.0193	23.2	0.510	-131.7
100	0.844	-140.2	10.13	87.8	0.0230	5.2	0.596	-147.5
150	0.859	-150.6	6.47	76.1	0.0227	-5.3	0.644	-152.9
200	0.878	-156.6	4.51	68.3	0.0201	-13.0	0.685	-156.0
250	0.890	-160.4	3.38	62.4	0.0187	-15.2	0.716	-158.1
300	0.899	-163.0	2.66	57.8	0.0179	-18.4	0.742	-159.7
350	0.909	-165.0	2.15	53.8	0.0167	-18.9	0.763	-160.9
400	0.914	-166.5	1.79	50.4	0.0156	-21.8	0.782	-161.9
450	0.919	-167.7	1.51	47.4	0.0145	-20.4	0.798	-162.8
500	0.924	-168.7	1.29	44.6	0.0133	-20.7	0.813	-163.5
550	0.927	-169.6	1.13	41.9	0.0125	-20.9	0.827	-164.3
600	0.929	-170.2	0.99	39.6	0.0114	-19.6	0.839	-165.0
650	0.931	-170.8	0.87	37.3	0.0106	-19.0	0.849	-165.6
700	0.933	-171.3	0.78	35.3	0.0097	-16.5	0.857	-166.2
750	0.933	-171.7	0.70	33.3	0.0089	-15.6	0.867	-166.7
800	0.935	-172.1	0.63	31.5	0.0084	-12.1	0.876	-167.1
850	0.936	-172.4	0.57	29.8	0.0076	-9.6	0.884	-167.8
900	0.937	-172.7	0.52	28.3	0.0075	-3.7	0.889	-168.3
950	0.937	-172.9	0.48	26.7	0.0070	2.1	0.894	-168.6
1000	0.938	-173.1	0.44	25.4	0.0066	8.4	0.898	-169.1
1050	0.938	-173.2	0.41	24.3	0.0063	13.2	0.902	-169.5
1100	0.939	-173.3	0.38	23.0	0.0064	22.6	0.907	-169.8
1150	0.939	-173.4	0.35	21.8	0.0062	27.8	0.911	-170.2
1200	0.939	-173.5	0.32	20.7	0.0062	34.0	0.915	-170.5
1250	0.941	-173.5	0.30	19.7	0.0066	39.4	0.919	-170.9
1300	0.943	-173.6	0.28	18.9	0.0068	46.0	0.920	-171.2
1350	0.945	-173.7	0.26	18.2	0.0073	51.6	0.923	-171.5
1400	0.951	-173.9	0.25	17.8	0.0078	54.1	0.924	-171.8
1450	0.954	-174.0	0.23	17.3	0.0083	57.4	0.927	-172.1
1500	0.956	-174.1	0.22	17.1	0.0087	59.7	0.928	-172.3
1550	0.958	-174.5	0.21	16.7	0.0090	63.7	0.932	-172.6
1600	0.958	-174.7	0.20	16.4	0.0095	64.6	0.934	-172.9
1650	0.957	-174.9	0.19	15.9	0.0100	65.3	0.934	-173.3
1700	0.956	-175.1	0.18	15.6	0.0104	67.4	0.935	-173.5
1750	0.955	-175.4	0.17	15.1	0.0111	68.6	0.936	-173.7
1800	0.954	-175.4	0.17	14.6	0.0114	69.8	0.936	-174.0
1850	0.954	-175.7	0.16	14.2	0.0118	71.6	0.938	-174.2
1900	0.953	-175.7	0.15	13.9	0.0124	72.1	0.937	-174.4
1950	0.952	-175.8	0.15	13.3	0.0129	73.0	0.940	-174.7
2000	0.952	-175.9	0.14	12.9	0.0133	74.9	0.941	-174.9
2050	0.950	-175.8	0.14	12.4	0.0138	75.6	0.942	-175.2
2100	0.949	-175.9	0.13	12.0	0.0144	76.7	0.942	-175.4
2150	0.947	-176.0	0.13	11.6	0.0148	77.0	0.942	-175.7
2200	0.947	-176.2	0.12	11.3	0.0155	78.5	0.942	-175.8
2250	0.947	-176.2	0.12	11.0	0.0160	78.6	0.943	-176.0
2300	0.946	-176.3	0.11	10.5	0.0165	79.1	0.944	-176.2
2350	0.946	-176.5	0.11	10.3	0.0170	79.0	0.945	-176.5
2400	0.947	-176.5	0.11	10.1	0.0175	79.3	0.944	-176.8
2450	0.945	-176.5	0.10	9.9	0.0180	80.0	0.944	-177.1
2500	0.944	-176.7	0.10	9.6	0.0186	80.4	0.944	-177.3
2550	0.943	-176.7	0.10	9.9	0.0189	80.0	0.943	-177.5

### Package Dimensions



### Ordering Information

Type No.	Application	Package
2SK2595AXTB-E	1000 pcs.	φ178 mm reel, 12 mm Emboss taping

Note: For some grades, production may be terminated. Please contact the Renesas sales office to check the state of production before ordering the product.



Keep safety first in your circuit designs!

1. Renesas Technology Corp. puts the maximum effort into making semiconductor products better and more reliable, but there is always the possibility that trouble may occur with them. Trouble with semiconductors may lead to personal injury, fire or property damage. Remember to give due consideration to safety when making your circuit designs, with appropriate measures such as (i) placement of substitutive, auxiliary circuits, (ii) use of nonflammable material or (iii) prevention against any malfunction or mishap.

Notes regarding these materials

1. These materials are intended as a reference to assist our customers in the selection of the Renesas Technology Corp. product best suited to the customer's application; they do not convey any license under any intellectual property rights, or any other rights, belonging to Renesas Technology Corp. or a third party.
2. Renesas Technology Corp. assumes no responsibility for any damage, or infringement of any third-party's rights, originating in the use of any product data, diagrams, charts, programs, algorithms, or circuit application examples contained in these materials.
3. All information contained in these materials, including product data, diagrams, charts, programs and algorithms represents information on products at the time of publication of these materials, and are subject to change by Renesas Technology Corp. without notice due to product improvements or other reasons. It is therefore recommended that customers contact Renesas Technology Corp. or an authorized Renesas Technology Corp. product distributor for the latest product information before purchasing a product listed herein.  
The information described here may contain technical inaccuracies or typographical errors.  
Renesas Technology Corp. assumes no responsibility for any damage, liability, or other loss rising from these inaccuracies or errors.  
Please also pay attention to information published by Renesas Technology Corp. by various means, including the Renesas Technology Corp. Semiconductor home page (<http://www.renesas.com>).
4. When using any or all of the information contained in these materials, including product data, diagrams, charts, programs, and algorithms, please be sure to evaluate all information as a total system before making a final decision on the applicability of the information and products. Renesas Technology Corp. assumes no responsibility for any damage, liability or other loss resulting from the information contained herein.
5. Renesas Technology Corp. semiconductors are not designed or manufactured for use in a device or system that is used under circumstances in which human life is potentially at stake. Please contact Renesas Technology Corp. or an authorized Renesas Technology Corp. product distributor when considering the use of a product contained herein for any specific purposes, such as apparatus or systems for transportation, vehicular, medical, aerospace, nuclear, or undersea repeater use.
6. The prior written approval of Renesas Technology Corp. is necessary to reprint or reproduce in whole or in part these materials.
7. If these products or technologies are subject to the Japanese export control restrictions, they must be exported under a license from the Japanese government and cannot be imported into a country other than the approved destination.  
Any diversion or reexport contrary to the export control laws and regulations of Japan and/or the country of destination is prohibited.
8. Please contact Renesas Technology Corp. for further details on these materials or the products contained therein.



**RENESAS SALES OFFICES**

<http://www.renesas.com>

Refer to "<http://www.renesas.com/en/network>" for the latest and detailed information.

**Renesas Technology America, Inc.**

450 Holger Way, San Jose, CA 95134-1368, U.S.A  
Tel: <1> (408) 382-7500, Fax: <1> (408) 382-7501

**Renesas Technology Europe Limited**

Dukes Meadow, Millboard Road, Bourne End, Buckinghamshire, SL8 5FH, U.K.  
Tel: <44> (1628) 585-100, Fax: <44> (1628) 585-900

**Renesas Technology (Shanghai) Co., Ltd.**

Unit 204, 205, AZIACenter, No.1233 Lujiazui Ring Rd, Pudong District, Shanghai, China 200120  
Tel: <86> (21) 5877-1818, Fax: <86> (21) 6887-7898

**Renesas Technology Hong Kong Ltd.**

7th Floor, North Tower, World Finance Centre, Harbour City, 1 Canton Road, Tsimshatsui, Kowloon, Hong Kong  
Tel: <852> 2265-6688, Fax: <852> 2730-6071

**Renesas Technology Taiwan Co., Ltd.**

10th Floor, No.99, Fushing North Road, Taipei, Taiwan  
Tel: <886> (2) 2715-2888, Fax: <886> (2) 2713-2999

**Renesas Technology Singapore Pte. Ltd.**

1 Harbour Front Avenue, #06-10, Keppel Bay Tower, Singapore 098632  
Tel: <65> 6213-0200, Fax: <65> 6278-8001

**Renesas Technology Korea Co., Ltd.**

Kukje Center Bldg. 18th Fl., 191, 2-ka, Hangang-ro, Yongsan-ku, Seoul 140-702, Korea  
Tel: <82> (2) 796-3115, Fax: <82> (2) 796-2145

**Renesas Technology Malaysia Sdn. Bhd**

Unit 906, Block B, Menara Amcorp, Amcorp Trade Centre, No.18, Jalan Persiaran Barat, 46050 Petaling Jaya, Selangor Darul Ehsan, Malaysia  
Tel: <603> 7955-9390, Fax: <603> 7955-9510