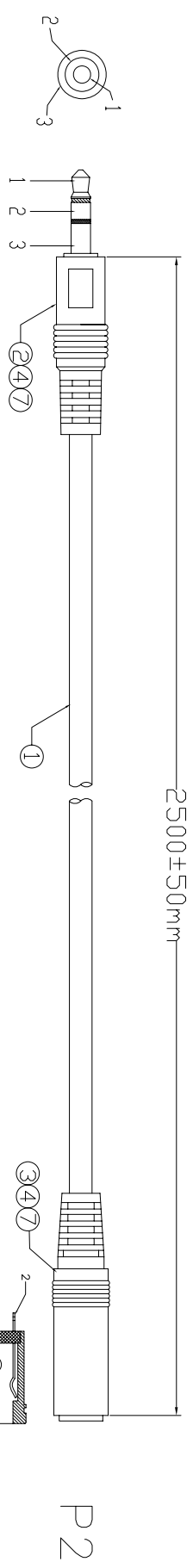
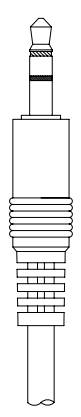


UNIT:mm

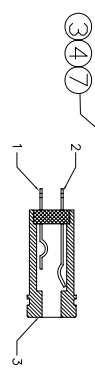


P1



CONN OUTER MOLD: WM-020

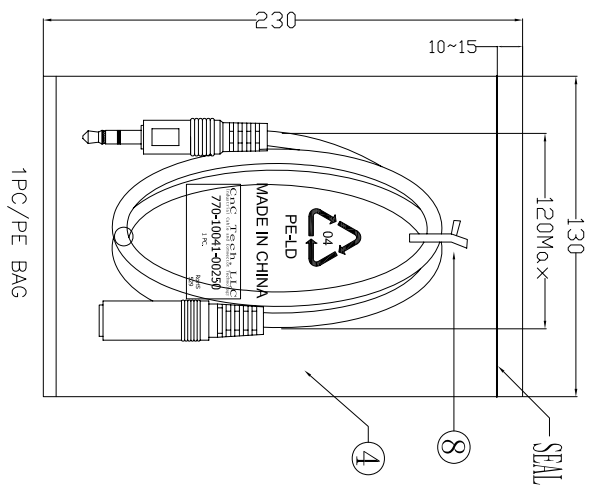
P2



CONN OUTER MOLD: WM-021

PIN ASSIGNMENT			
P1	RED	P2	1
1	WHITE		2
2	SPRAL		3
3			

Electronic Test:
 1.100% Test,(Open,Short,Miss Wire)
 2.Contact Resistance:2 ohm max.
 3.Insulation Resistance:1M ohm min.
 4.Hi-Pot:300V DC/10ms



NO.	NAME	Q'TY	SPECIFICATION
⑧	TIE	1	BLACK L=80mm
⑦	TUBE	2	HEAT SHRINK TUBE BLACK OD1.5*115mm.
⑥	PE BAG	1/10	CLEAR SIZE:280*330*0.05mm PRINT BLACK*MADE IN CHINA*~"10PCS"
⑤	PE BAG	1	CLEAR SIZE:130*230*0.05mm PRINT BLACK*MADE IN CHINA*
④	OUT JACKET	5.5g	OUTER MODEL PVC 45P COLOR BLACK
③	CONN	1	3.5ST FEMALE OD8.0*ID3.5mm L=23mm MOLD TYPE NI-PLATED INSULATOR COLOR:BLACK
②	CONN	1	3.5ST MALE Troy6.0mm L=30mm MOLD TYPE NI-PLATED INSULATOR COLOR:BLACK
①	CABLE	1	NOUL 28AWG(7/0.12 TO)*2C(RED,WHITE)+S(43/0.12 TO) JACKET BLACK OD:3.0MM L=2500±15mm.

CNC Tech, LLC
 Industrial Cable and Connector Technology

DRAWN BY	ZHONGHS	DRAWING NO.	
CHECKED BY		CUSTOMER	
APPROVAL BY		ITEM NO.	770-10041-00250
DECIDE BY		DATE	2012-02-06
VERSIONS/EDITEDN	A/0	PROJECTION	