



Micro Commercial Components



Micro Commercial Components
 20736 Marilla Street Chatsworth
 CA 91311
 Phone: (818) 701-4933
 Fax: (818) 701-4939

MD160S08M3
MD160S12M3
MD160S16M3
MD160S18M3

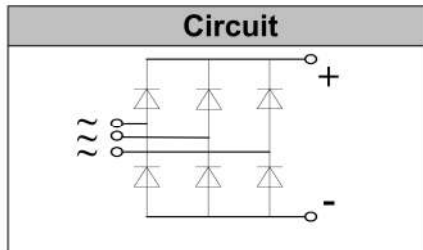
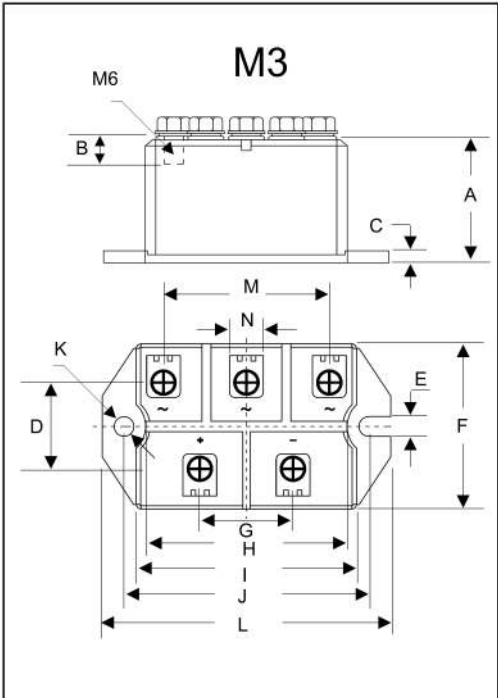
160 Amp
GLASS PASSIVATED
THREE PHASE
RECTIFIER BRIDGE
800~1800 Volts

Features

- Lead Free Finish/RoHS Compliant (NOTE 1) ("P" Suffix designates RoHS Compliant. See ordering information)
- Blocking Voltage: 800 to 1800V
- Heat transfer through aluminum oxide DBC ceramic isolated metal baseplate
- Glass passivated chip

Applications

- Three phase rectifiers for power supplies
- Rectifiers for DC motor field supplies
- Input rectifiers for variable frequency drives



DIM	DIMENSIONS				NOTE
	INCHES		MM		
	MIN	MAX	MIN	MAX	
A	1.161	1.201	29.50	30.50	
B	0.256	0.295	6.50	7.50	
C	0.110	0.138	2.80	3.50	
D	1.043	1.083	26.50	27.50	
E	0.236	0.276	6.00	7.00	
F	2.106	2.146	53.50	54.50	
G	0.965	1.004	24.50	25.50	
H	2.579	2.618	65.50	66.50	
I	2.815	2.854	71.50	72.50	
J	3.130	3.169	79.50	80.50	
K	0.256		6.50		Φ
L	3.681	3.720	93.50	94.50	
M	2.028	2.067	51.50	52.50	
N	0.453	0.492	11.50	12.50	

Module Type

TYPE	VRRM	VRSM
MD160S08M3	800V	900V
MD160S12M3	1200V	1300V
MD160S16M3	1600V	1700V
MD160S18M3	1800V	1900V

Maximum Ratings

Symbol	Conditions	Values	Units
ID	Three phase, full wave Tc=100°C	160	A
IFSM	t=10mS Tvj =45°C	1800	A
i ² t	t=10mS Tvj =45°C	16200	A ² s
Visol	a.c.50HZ;r.m.s.;1min	3000	V
Tvj		-40 to +150	°C
Tstg		-40 to +125	°C
Mt	To terminals(M6)	5±15%	Nm
Ms	To heatsink(M6)	5±15%	Nm
Weight	Module (Approximately)	230	g

Thermal Characteristics

Symbol	Conditions	Values	Units
Rth(j-c)	Per diode	0.65	°C/W
Rth(c-s)	Module	0.03	°C/W

Electrical Characteristics

Symbol	Conditions	Values			Units
		Min.	Typ.	Max.	
VFM	T=25°C IF =300A	—	1.50	1.75	V
IRD	Tvj=25°C VRD=VRRM	—	—	0.5	mA
	Tvj=150°C VRD=VRRM	—	—	6	mA

Performance Curves

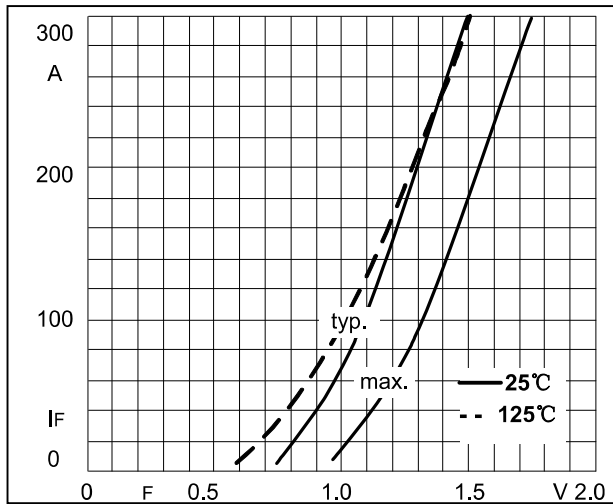


Fig1. Forward Characteristics

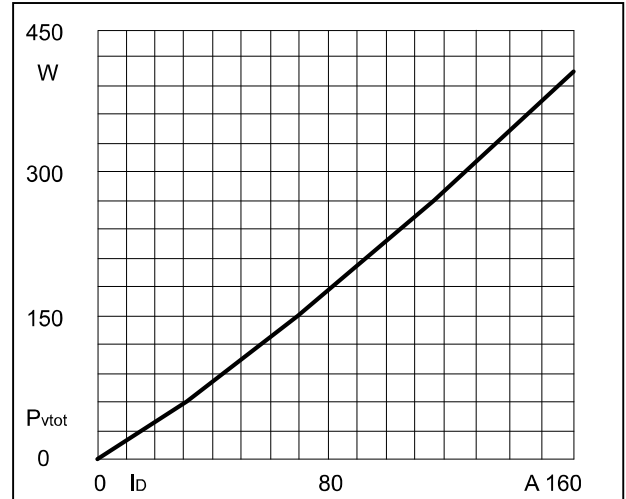


Fig2. Power dissipation

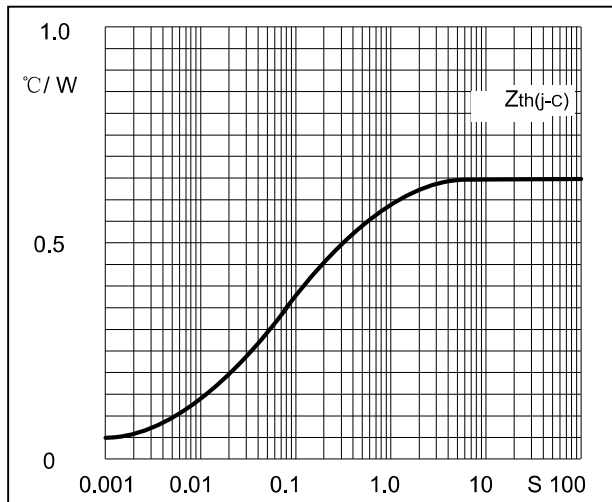


Fig3. Transient thermal impedance

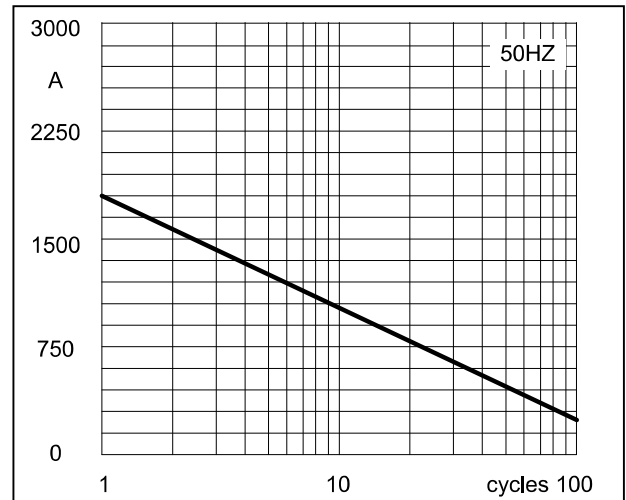


Fig4. Max Non-Repetitive Forward Surge Current

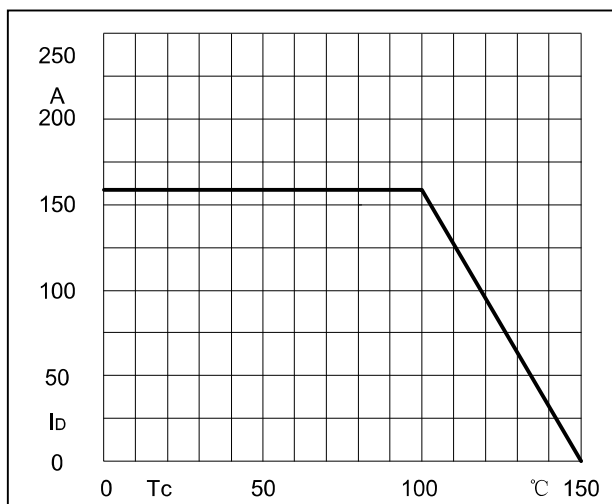


Fig5. Forward Current Derating Curve



Micro Commercial Components

Ordering Information :

Device	Packing
Part Number-BP	Bulk: 6PCS/BOX ;60PCS/CTN

IMPORTANT NOTICE

Micro Commercial Components Corp. reserves the right to make changes without further notice to any product herein to make corrections, modifications , enhancements , improvements , or other changes . Micro Commercial Components Corp . does not assume any liability arising out of the application or use of any product described herein; neither does it convey any license under its patent rights ,nor the rights of others . The user of products in such applications shall assume all risks of such use and will agree to hold Micro Commercial Components Corp . and all the companies whose products are represented on our website, harmless against all damages.

LIFE SUPPORT

MCC's products are not authorized for use as critical components in life support devices or systems without the express written approval of Micro Commercial Components Corporation.

CUSTOMER AWARENESS

Counterfeiting of semiconductor parts is a growing problem in the industry. Micro Commercial Components (MCC) is taking strong measures to protect ourselves and our customers from the proliferation of counterfeit parts. MCC strongly encourages customers to purchase MCC parts either directly from MCC or from Authorized MCC Distributors who are listed by country on our web page cited below. Products customers buy either from MCC directly or from Authorized MCC Distributors are genuine parts, have full traceability, meet MCC's quality standards for handling and storage. MCC will not provide any warranty coverage or other assistance for parts bought from Unauthorized Sources. MCC is committed to combat this global problem and encourage our customers to do their part in stopping this practice by buying direct or from authorized distributors.