

Bulgin's slim line **photoelectric sensor** range offers a high degree of mechanical and electrical stability. A cost effective and **flexible sensing solution**. Designed specifically for manufacturing automation and **industrial automation** sensing operations.

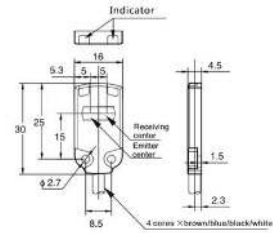


Key Features:

- Sealed to IP67
- Stainless Steel 316 shell
- Cabled versions with or without connector
- 2m cable length
- <0.5m/s response time
- NPN & PNP output
- Sensing Distance 2-40mm / 2-30mm
- Light point diameter 5.0mm at 30mm
- Power supply voltage 12 - 24 VDC
- Ambient humidity 35 - 85%
- Operating temperature -10 to 50°C
- Small body, just 4.5mm thick

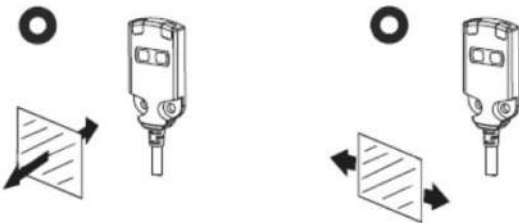


- Diffuse Reflective IP67 Sensors
- Choice of M5 Connector Termination
- Stainless Steel 316 Body
- Up to 40mm Sensing Range



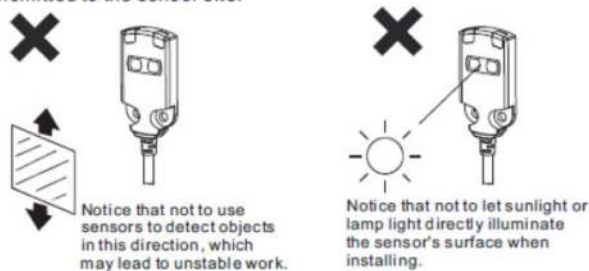
Part no.	Operation Mode	Output Configuration	Sensing Distance	Connection Method
SLLP3002M5	Light on	NPN	2 - 30mm	M5
SLDP3002M5	Dark on	NPN	2 - 30mm	M5
SLLN3002M5	Light on	PNP	2 - 30mm	M5
SLDN3002M5	Dark on	PNP	2 - 30mm	M5
SLLP4002M5	Light on	NPN	2 - 40mm	M5
SLDP4002M5	Dark on	NPN	2 - 40mm	M5
SLLN4002M5	Light on	PNP	2 - 40mm	M5
SLDN4002M5	Dark on	PNP	2 - 40mm	M5
SLLP3002CL	Light on	NPN	2 - 30mm	Cable
SLDP3002CL	Dark on	NPN	2 - 30mm	Cable
SLLN3002CL	Light on	PNP	2 - 30mm	Cable
SLDN3002CL	Dark on	PNP	2 - 30mm	Cable
SLLP4002CL	Light on	NPN	2 - 40mm	Cable
SLDP4002CL	Dark on	NPN	2 - 40mm	Cable
SLLN4002CL	Light on	PNP	2 - 40mm	Cable
SLDN4002CL	Dark on	PNP	2 - 40mm	Cable

○ The way to detect objects correctly

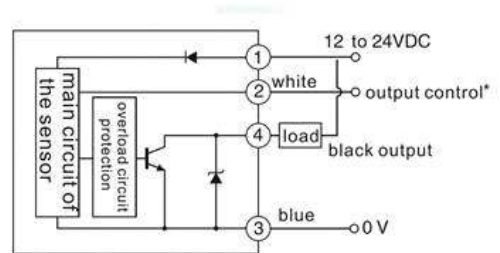


The wrong way to use the sensor

- Use in direct sunlight
- Used in a place of high humidity or dew
- Use in corrosive gas sites
- The use of vibration or shock energy can be directly transmitted to the sensor site.

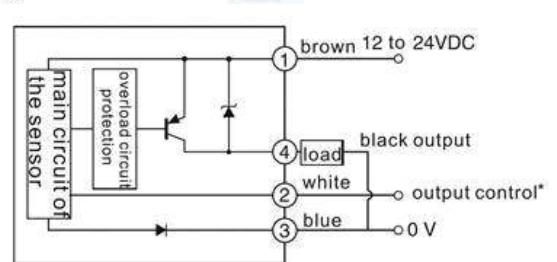


·NPN output



*DARK-ON mode white ---12 to 24VDC
 LIGHT-ON mode ---0V

·PNP output



*DARK-ON mode white ---12 to 24VDC
 LIGHT-ON mode ---0V

Electrical:

Power Voltage:	12 V~24VDC ($\pm 10\%$)
Current Consumption:	11 mA
Output Control (normal):	NPN output type: The NPN collector is open below 24VDC, below 50mA Residual voltage: below 10mA, 10~30mA below 1.5V Below 10mA, when 30~50mA below 2.0V Leakage current: when load resistance 3K Ω below 0.3mA when load resistance 1K Ω below 0.5mA when load resistance 0.2K Ω below 1.5mA
Maximum Switching Load Current:	50 mA

Mechanical:

Operating Temperature:	-10 to 50°C
Ambient Humidity:	35-85%
Sealing:	IP67
Vibration Resistance:	10-50Hz double amplitudes, X. Y. Z. each direction 2 hours
Shock Resistance:	1000m/s ² , X. Y. Z. each direction 6 times
Cable Length:	02 = 2m
Termination:	M5 = M5 connector CL = Blunt cut wire

Operation:

Indicator:	<ul style="list-style-type: none"> · Out: Red; · Stable operation: Green · Transmitters power supply: Green · Detection: Red & Green
Range:	SL
Operation Mode:	L = Light On D = Dark On
Output Configuration:	P = NPN N = PNP
Sensing Distance:	30 = up to 30mm 40 = up to 40mm

Materials:

Body:	TPU
Coupling Nut:	Nickel Plated Brass
Colour:	Blue
Plug Contacts:	Brass, Gold plating
Socket Contacts:	Phosphor Bronze, Gold plating
O Rings & Gaskets:	Viton

RoHS

Cable Connectors:

TPU
Nickel Plated Brass
Blue
Brass, Gold plating
Phosphor Bronze, Gold plating
Viton
Compliant

Sensor:

Stainless Steel 316
-
Blue
-
-
-
Compliant

SL	X	X	XX	XX	XX
Range	Operation Mode	Output Configuration	Sensing Distance	Cable Length	Termination
SL	L = Light On D = Dark On	P = NPN N = PNP	30 = up to 30mm 40 = up to 40mm	02 = 2m	M5 = M5 connector CL = Blunt cut wire