

Compact high current DC EMC/EMI filter



- Reduces conducted emissions towards the solar panel
- Reduces the probability of EMI radiation off the solar panel
- Helps to prevent premature panel aging
- Helps to meet international EMC regulations
- Most compact standard solution in the industry
- FN2210 without Cy capacitors to ground

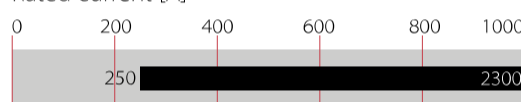


Performance indicators

Attenuation performance



Rated current [A]



Technical Specifications

Maximum continuous operating voltage	1000 VDC
Design corresponding to	UL 1283, CSA 22.2 No. 8 1986, IEC/EN 60939, EN 60721-3, EN 62109
Overload capability	4x rated current at switch on, max. 8 sec 1.5x rated current for 1 minute, once per hour
Temperature range (operation and storage)	-40°C to +100°C
Climatic category	40/100/21 acc. to IEC 60068-1
Terminals/Housing	Ni plated cu bars/Metal
Flammability corresponding to	UL 94V-0
MTBF @ Rated amb. Temp./Voltage (Mil-HB-217F)	> 200,000 hours
Rated currents	250 to 2300 A @ 50°C
High potential test voltage	P -> E 4800 VDC for 2 sec P -> P 3600 VDC for 2 sec
Protection category	IP 00

Approvals & Compliances



The FN2211/FN2210 series are the most compact high current DC filters for PV inverters in the industry and therefore are an optimum fit with most modern PV inverter generations. In addition the filters can be customized in a very flexible way to fulfil specific application requirements.

All FN2211/FN2210 come in unsymmetrical housings, which help to prevent inverse installation and wrong electrical connection. Along with grid-side installed Schaffner AC EMC/EMI filters FN3311/FN3310, the DC filters FN2211/FN2210 are key to meet the stringent international standards for electromagnetic compatibility and help to ensure a reliable and fault-free operation of the entire PV system.

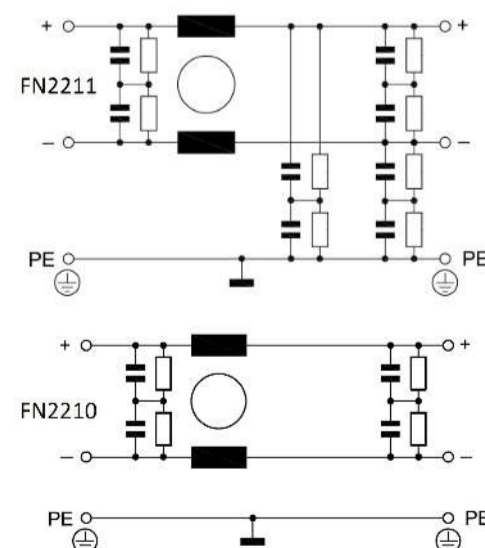
Features and Benefits

Installed between the PV inverter and the solar panel, the FN2211 and FN2210 DC filters are used to influence positively the conducted emissions on the panel side of the system. Therefore the DC filters significantly reduce the potential for highfrequency (HF) interference radiation of the panel. The filter also helps to prevent premature panel aging because of HF stray and leakage currents.

Typical Applications

The FN2211/FN2210 series are primarily designed for PV inverter applications between 250 and 2'300 A. However, they can potentially also be applied in other DC applications within published specifications, like UPS, DC motor drives, energy/battery storage systems, or DC charger installations.

Typical electrical schematic



Filter Selection Table

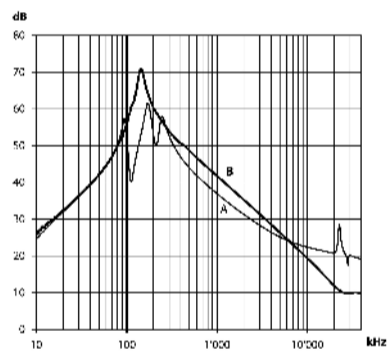
Filters *	Rated current @ 50°C [A]	Power loss @ 25°C/DC [W]	Capacitance to Ground Cy [μF]	Discharge Resistor R [MOhm]	Weight [kg]
FN2211 with Cy caps					
FN2211-250-99-C30-R55	250	15	13.6	1	3.0
FN2211-400-99-C30-R55	400	24	13.6	1	4.0
FN2211-400-99-C30-R99	400	24	13.6	10	4.0
FN2211-600-99-C30-R55	600	25	13.6	1	4.6
FN2211-1000-99-C23-R99	1000	55	0.9	10	6.8
FN2211-1000-99-C30-R55	1000	55	13.6	1	6.8
FN2211-1500-99-C23-R99	1500	84	0.9	10	11.5
FN2211-1500-99-C30-R55	1500	84	13.6	1	11.5
FN2211-2300-99-C30-R55	2300	116	13.6	1	17.5
FN2210 without Cy caps					
FN2210-250-99-R5	250	15	0	1	2.4
FN2210-400-99-R5	400	24	0	1	3.1
FN2210-600-99-R5	600	25	0	1	3.8
FN2210-1000-99-R5	1000	55	0	1	6.2
FN2210-1500-99-R5	1500	84	0	1	11.3
FN2210-2300-99-R5	2300	116	0	1	17.5

* Filters with reduced Cy capacitance to ground for high asymmetrical currents and higher voltages available upon request.

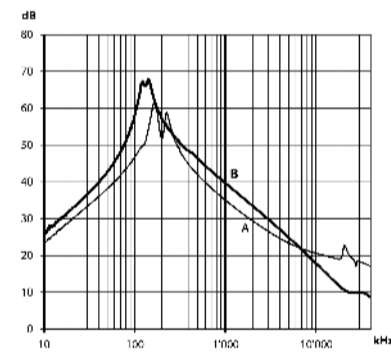
Typical Filter Attenuation FN2211-xxx-99-C30-R55

Per CISPR 17: symmetrical 50 Ω/50 Ω -> Differential Mode (DM); asymmetrical 50 Ω/50 Ω -> Common Mode (CM)

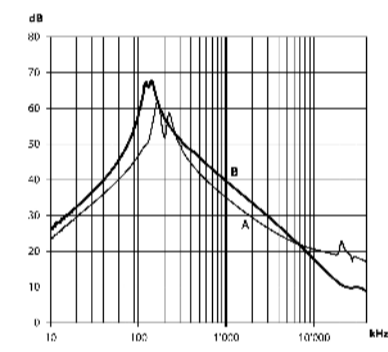
250/400/600 A types



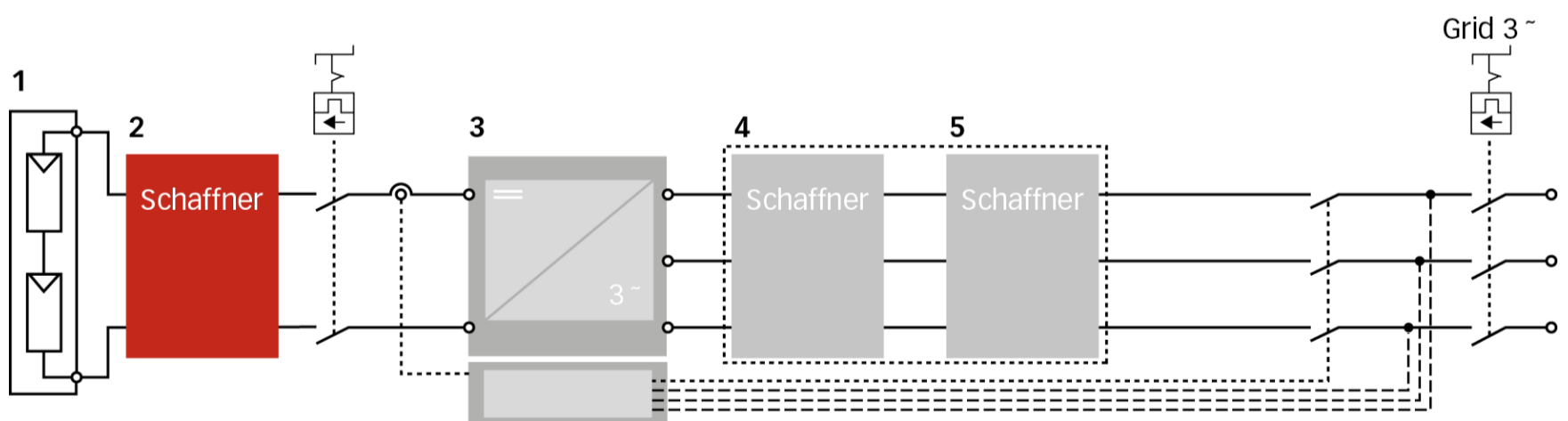
1000 A types



1'500/2'300 A types



Typical Block Schematic



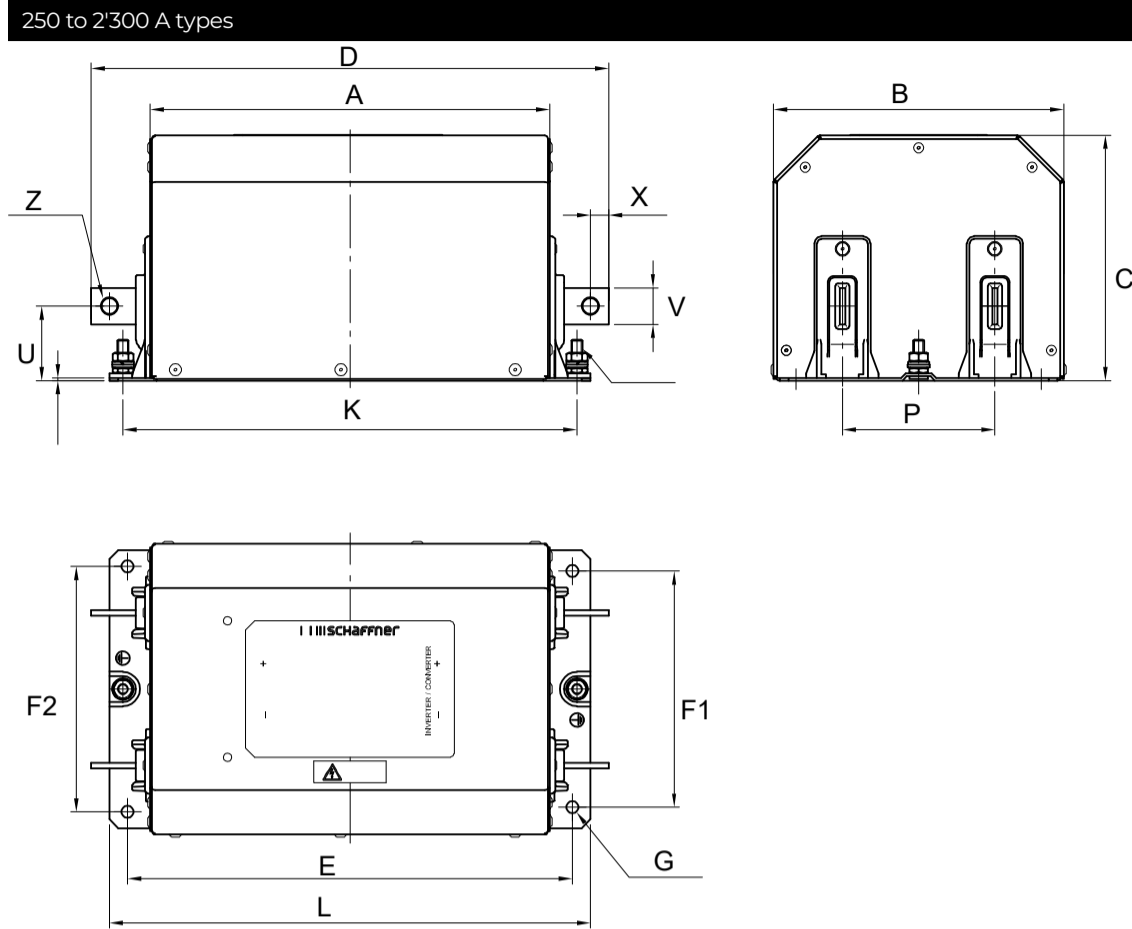
1 PV modules
2 Schaffner DC filter FN 22xx

3 Central Inverter
4 Schaffner magnetic components

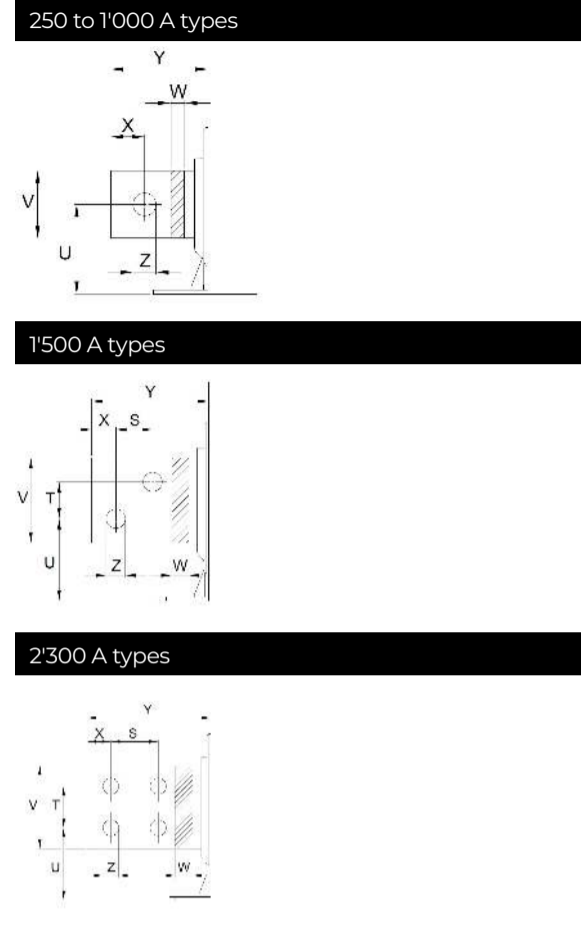
5 Schaffner AC EMC/EMI filter FN 3xxx

Important note: depending on the grounding scheme of the solar power system, including the solar panel and the grid side transformer, the appropriate DC- and AC EMC/EMI filter version need to be selected. For support, please contact your local Schaffner sales office or partner.

Mechanical Data



Busbar Connections



Note: all FN 2211 and FN 2210 provide unsymmetrical mounting hole patterns to prevent inverse filter installation in the field.

Dimensions

	FN2211 250 A	FN2210* 250 A	FN2211 400 A	FN2210* 400 A	FN2211 600 A	FN2210* 600 A	FN2211 1'000 A	FN2210* 1'000 A	FN2211 1'500 A	FN2210* 1'500 A	FN2211 2'300 A	FN2210* 2'300 A
A	220	205	235	215	240	225	265	265	275	275	305	305
B	160	145	175	160	175	170	180	180	215	215	230	230
C*	135	95	150	100	150	100	160	110	200	150	210	165
D	285	270	310	290	315	300	380	380	440	440	495	495
E	245	227	260	240	265	250	300	300	315	315	345	345
F1	130	120	140	125	140	135	140	140	175	175	180	180
F2	135	125	145	130	145	140	145	145	180	180	185	185
G	Ø 7	Ø 7	Ø 9	Ø 9	Ø 9	Ø 9	Ø 11	Ø 11	Ø 11	Ø 11	Ø 11	Ø 11
H	1.5	1.5	2	2	2	2	2.5	2.5	2.5	2.5	2.5	2.5
J	M6	M6	M8	M8	M8	M8	M8	M8	M10	M10	M10	M10
K	250 (+/- 1)	230 (+/- 1)	265 (+/- 1)	245 (+/- 1)	270 (+/- 1)	255 (+/- 1)	310 (+/- 1)	310 (+/- 1)	321 (+/- 1)	321 (+/- 1)	351 (+/- 1)	351 (+/- 1)
L	265	245	285	265	290	275	330	330	345	345	375	375
P	84 (+/- 0.5)	74 (+/- 0.5)	86 (+/- 0.5)	71 (+/- 0.5)	84 (+/- 0.5)	79 (+/- 0.5)	86 (+/- 0.5)	86 (+/- 0.5)	86 (+/- 0.5)	86 (+/- 0.5)	93 (+/- 0.5)	93 (+/- 0.5)
S									26	26	40	40
T									26	26	35	35
U	41	41	46	46	49.5	49.5	53	53	58	58	60.5	60.5
V	20	20	25	25	25	25	40	40	60	60	70	70
W	3	3	4	4	8	8	8	8	10	10	15	15
X	10	10	12.5	12.5	12.5	12.5	20	20	17	17	20	20
Y	32.5	32.5	37.5	37.5	37.5	37.5	57.5	57.5	82.5	82.5	82.5	95
Z	Ø 9	Ø 9	Ø 11	Ø 11	Ø 11	Ø 11	Ø 13.5	Ø 13.5	Ø 13.5	Ø 13.5	Ø 13.5	Ø 13.5

* FN2210 with flat top (Dimension C)

All dimensions in mm; 1 inch=25.4 mm

Tolerances according: ISO 2768-m/EN 22768-m, if not stated otherwise

Please see the brochure "Basics in EMC and Power Quality" on our website www.schaffner.com/downloads to find more details on filter connectors.

Headquarters, Global Innovation and Development

Switzerland

Schaffner Group
Industrie Nord
Nordstrasse 11e
4542
Luterbach
+41 32 681 66 26
info@schaffner.com

Sales and Application Centers

Finland

Schaffner Oy
Sauvonrinne 19 H
8500
Lohja
+358 50 468 7284
finlandsales@schaffner.com

France

Schaffner EMC S.A.S.
16-20 Rue Louis Rameau
95875
Bezons
+33 1 34 34 30 60
francesales@schaffner.com

Germany

Schaffner Deutschland GmbH
Schoemperlenstrasse 12B
76185
Karlsruhe
+49 721 56910
germanysales@schaffner.com

India

Schaffner India Pvt. Ltd
Regus World Trade Centre
WTC 22nd Floor Unit No 2238 Brigade
Gateway Campus 26/1 Dr. Rajkumar Road
Malleshwaram (W)
560055
Bangalore
+91 8067935355
indiasales@schaffner.com

United Kingdom

Schaffner Ltd.
Suite 1 Oakmede Place
Terrace Road
RG42 4JF
Binfield
+44 118 9770070
uksales@schaffner.com

United States

Schaffner EMC Inc.
52 Mayfield Avenue
Edison, New Jersey
+1 732 225 9533
usasales@schaffner.com

Sweden

Schaffner EMC AB
Östermalmstrorg 1
114 42
Stockholm
+46 8 5050 2425
swedensales@schaffner.com

Switzerland

Schaffner EMV AG
Industrie Nord
Nordstrasse 11e
4542
Luterbach
+41 32 681 66 26
switzerlandsales@schaffner.com

Taiwan

Schaffner EMV Ltd.
U-Town
20 Floor-2 No 97 Section 1 XinTai 5th Road
XiZhi District
22175
New Taipei City
+886 226975500
taiwansales@schaffner.com

Italy

Schaffner EMC S.r.l.
Via Ticino, 30
20900
Monza (MB)
+39 039 21 41 070
italysales@schaffner.com

Japan

Schaffner EMC K.K.
ISM Sangenjaya
7F 1-32-12 Kamiuma Setagaya-ku
154-0011
Tokyo
+81 3 5712 3650
japansales@schaffner.com

Singapore

Schaffner EMC Pte Ltd.
Blk 3015A Ubi Road 1 #05-09 Kampong Ubi
Industrial Estate
408705
Singapore
+65 63773283
singaporesales@schaffner.com

To find your local partner within Schaffner's global network schaffner.com

© 2023 Schaffner Group

The content of this document has been carefully checked and understood. However, neither Schaffner nor its subsidiaries assume any liability whatsoever for any errors or inaccuracies of this document and the consequences thereof. Published specifications are subject to change without notice. Product suitability for any area of application must ultimately be determined by the customer. In all cases, products must never be operated outside their published specifications. Schaffner does not guarantee the availability of all published products. This disclaimer shall be governed by substantive Swiss law and resulting disputes shall be settled by the courts at the place of business of Schaffner Holding AG. Latest publications and a complete disclaimer can be downloaded from the Schaffner website. All trademarks recognized.