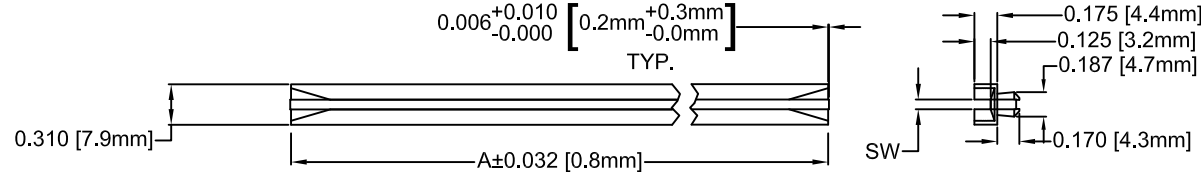
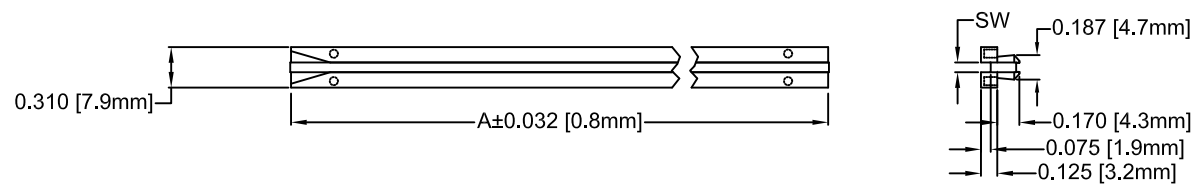


ITEM	QTY	PART NUMBER	PART DESCRIPTION
1	1	SDC-XXX SSD-XXX-XXX	Interchangeable Snap-In Card Guide
2	1	CS-600-F 10.75	Conductive Insert, Stainless Steel

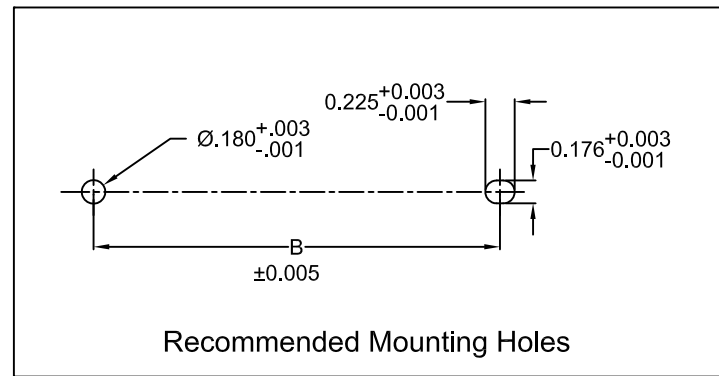
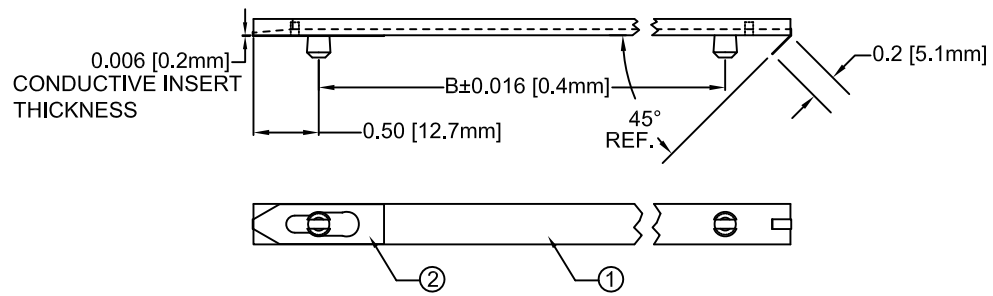
REV.	DESCRIPTION	DATE	APPROVED
A	Engineering Release	05/09/08	M. C.
B	Format Update and Added P/N's	06/11/10	T. Y.



SDC SERIES



SSD SERIES



Recommended Mounting Holes

PART NO.			A	B
SDC-250-CI	SSD-250-CI	SSD-250-102-CI	2.5 (63.5)	1.5 (38.1)
SDC-300-CI	SSD-300-CI	SSD-300-102-CI	3.0 (76.2)	2.0 (50.8)
SDC-350-CI	SSD-350-CI	SSD-350-102-CI	3.5 (88.9)	2.5 (63.5)
SDC-400-CI	SSD-400-CI	SSD-400-102-CI	4.0 (101.6)	3.0 (76.2)
N/A	SSD-450 3X-CI	N/A	4.5 (114.3)	3.0 (76.2)
SDC-450-CI	SSD-450-CI	SSD-450-102-CI	4.5 (114.3)	3.5 (88.9)
SDC-500-CI	SSD-500-CI	SSD-500-102-CI	5.0 (127.0)	4.0 (101.6)
SDC-550-CI	SSD-550-CI	SSD-550-102-CI	5.5 (139.7)	4.5 (114.3)
SDC-600-CI	SSD-600-CI	SSD-600-102-CI	6.0 (152.4)	5.0 (127.0)
SDC-650-CI	SSD-650-CI	SSD-650-102-CI	6.5 (165.1)	5.5 (139.7)
SDC-700-CI	SSD-700-CI	SSD-700-102-CI	7.0 (177.8)	6.0 (152.4)
SDC-750-CI	SSD-750-CI	SSD-750-102-CI	7.5 (190.5)	6.5 (165.1)
SDC-800-CI	SSD-800-CI	SSD-800-102-CI	8.0 (203.2)	7.0 (177.8)
SW=0.075 (1.9)		SW=0.102 (2.6)		

STANDARD TOLERANCE (UNLESS OTHERWISE SPECIFIED)		BIVAR [®] 4 THOMAS, IRVINE, CA. 92618 TEL: (949) 951-8808 FAX: (949) 951-3974	
DECIMALS	ANGULAR		
.X ±.1	X° ± 1°	TITLE: INTERCHANGEABLE SNAP-IN CARD GUIDE W/ CONDUCTIVE INSERT	
.XX ±.01			PART NO: SDC-SSD-XXX-CI
.XXX ±.005			REVISION: B
DESIGNED: Raffy Paje	DATE: 05/09/08	CAGE CODE : 32559	SHEET # 1 OF 1
CHECKED: T. Yin	DATE: 05/09/08	CAD GENERATED DOCUMENT, DO NOT MEASURE DRAWING.	