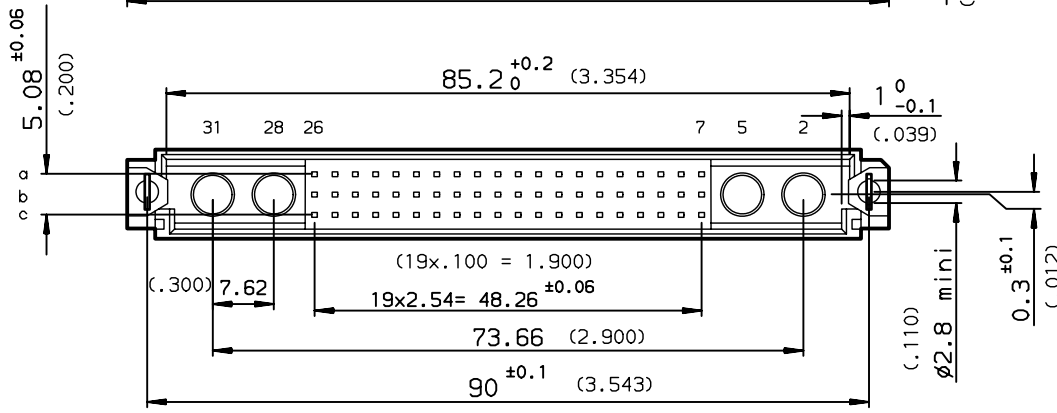
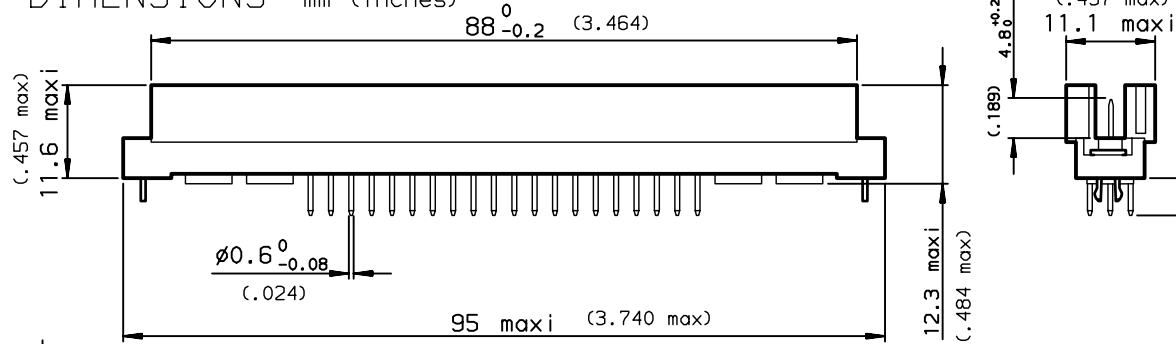
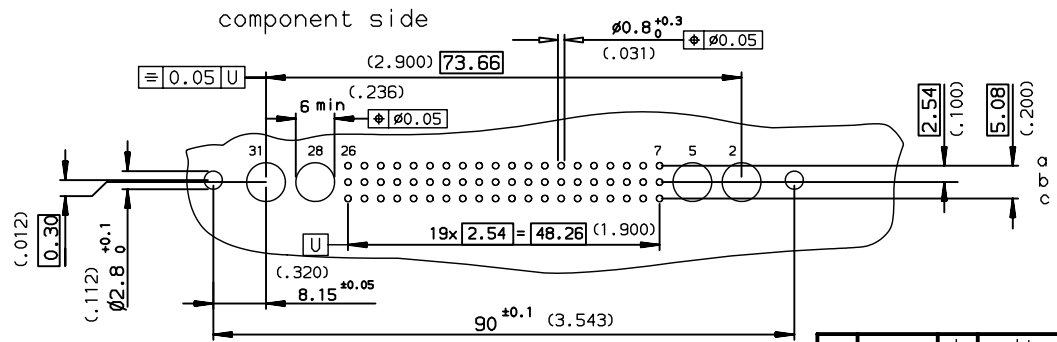


DIMENSIONS mm (inches)



PART NUMBER	8609	C8	5
PIN OUT	rows a-b-c	3 - 60	
	rows a-c	4 - 40	
NUMBER OF CONTACTS			
TERMINATION	L = 2.70 ±0.25 (.106)	24	
	L = 4.65 ±0.25 (.183)	14	
OPTIONS	no option		7 H A R
	with harpoons		
PERFORMANCE CLASS			4 5 6
DIN 41612 class 3			
DIN 41612 class 2			
DIN 41612 class 1			
TERMINATION TYPE	TIN LEAD		000E1
	LEAD FREE		E1LF

PCB DRILLING



GENERAL CHARACTERISTICS AND ROHS INFORMATIONS:  
SEE DRAWING C-8609-0000A

European Views

www.fciconnect.com		surface	tolerance std	projection	mm
		ISO 1302	ISO 406 ISO 1101		
TOLERANCES UNLESS OTHERWISE SPECIFIED					
Dr	ROUILLARD	1996/02/22	0.X	±0.1	size A3
Eng	TARON	1996/02/22	0.XX	±0.1	Scale 1.5
Chr	LEGARE	1996/02/22	0.XX' ±2'	±0.1	ECN LS06-0095
Appr	LEGARE	1996/02/22	Product family DIN 8609		Spec ref -
		title STRAIGHT MALE WITH SPECIAL CONTACTS		dwg no C-8609-0507	Rev. C
		SOLDER TO BOARD		CUSTOMER	sheet 1 of 1
		catalog no -			

rev	ecn no	dr	date
A	-	-	1996/02/22
B	LS05-001	JTA	2005/03/01
C	LS06-0095	LGO	2006/07/12
-	-	-	-
-	-	-	-
-	-	-	-

Copyright FCI.