



Data sheet | Item number: 289-713

Interface module; HD-Sub-D; Female connector; 15-pole; Triple-deck PCB terminal blocks; in mounting carrier; with shield connection



www.wago.com/289-713



Data

Electrical data

Operating voltage	≤ AC/DC 125 V
Nominal current	1 A

Subject to changes. Please also observe the further product documentation!

WAGO GmbH & Co. KG
Hansastr. 27
32423 Minden
Phone: +49571 887-0 | Fax: +49571 887-169
Email: info.de@wago.com | Web: www.wago.com

Do you have any questions about our products?
We are always happy to take your call at +49 (571) 887-44222.



Contact resistance (max.)	15 mΩ
Specialty functions	With shield connection

Safety and protection

Rated voltage	125 V
Rated surge voltage	0.8 kV
Pollution degree	2
Protection type	IP20

Connection data

Performance level	3 / 50 mating cycles
Strain relief	UNC 4-40 stud bolt

Connection 1

Connector	HD D-sub female connector
Pole number 1	15
Connection type 1	System
Note (conductor cross-section)	12 AWG: THHN, THWN
Mating direction	vertical

Connection 2

Design 2	PCB terminal blocks (triple-deck)
Pole number 2	15
Connection type 2	Field
Connection technology 2	CAGE CLAMP®
WAGO connector 2	WAGO 737 Series
Solid conductor 2	0.08 ... 2.5 mm ² / 28 ... 12 AWG
Fine-stranded conductor 2	0.08 ... 2.5 mm ² / 28 ... 12 AWG
Strip length 2	5 ... 6 mm / 0.2 ... 0.24 inches

Physical data

Width	35 mm / 1.378 inches
Height	85 mm / 3.346 inches
Depth from upper-edge of DIN-rail	62 mm / 2.441 inches

Subject to changes. Please also observe the further product documentation!

WAGO GmbH & Co. KG
 Hansastr. 27
 32423 Minden
 Phone: +49571 887-0 | Fax: +49571 887-169
 Email: info.de@wago.com | Web: www.wago.com

Do you have any questions about our products?
 We are always happy to take your call at +49 (571) 887-44222.



Mechanical Data

Mounting type	DIN-35 rail
Housing design	Mounting carrier

Material Data

Contact material (connector)	Au over Ni
Fire load	0.876 MJ
Weight	59.1 g

Environmental requirements

Ambient temperature (operation)	-20 ... +55 °C
Ambient temperature (storage)	-40 ... +70 °C
Relative humidity	85% (non-condensing)

Standards and specifications

Standards/specifications	EN 61010-2-201
--------------------------	----------------

Commercial data

Product Group	6 (INTERFACE ELECTRONIC)
eCl@ss 10.0	27-14-11-52
eCl@ss 9.0	27-14-11-52
ETIM 8.0	EC002780
ETIM 7.0	EC002780
Recupel Type	
PU (SPU)	8 (1) pcs
Packaging type	box
Country of origin	DE
GTIN	4050821087144
Customs tariff number	85366990990

Environmental Product Compliance

CAS-No.	7439-92-1
REACH Candidate List Substance	Lead
RoHS Compliance Status	Compliant,With Exemption
RoHS Exemption	6(c)

Subject to changes. Please also observe the further product documentation!



SCIP notification number (Austria)	c95a6f35-b2f0-47c4-a664-b3658bc08d13
SCIP notification number (Belgium)	2a9229a8-3889-46a7-87b1-e3ba0d6ac5f6
SCIP notification number (Bulgaria)	d08853aa-4229-4edf-8280-af07da99ecef
SCIP notification number (Czech Republic)	b17f1923-3358-4c55-840e-a48d229ac76c
SCIP notification number (Denmark)	28c155d8-2797-4a3a-ac6b-2a5986aed160
SCIP notification number (Finland)	dadd0681-3673-4584-8799-753fa0555da8
SCIP notification number (France)	6175f76e-40b9-4a7c-bff2-898bede16ef2
SCIP notification number (Germany)	ef908b12-8079-498d-9541-2814979bdaef
SCIP notification number (Hungary)	71ee567f-fb3e-4fd9-891b-01ea7c459ff1
SCIP notification number (Italy)	a5ed5c4e-425d-4510-ad67-b5b94f458fa2
SCIP notification number (Netherlands)	f7d0b08b-9682-4811-9ef7-d530bf6cdee9
SCIP notification number (Poland)	25cb850a-9883-44c7-a15e-83e1390785e5
SCIP notification number (Romania)	fe30f22a-169c-4850-af30-bcb1b4f8cd0a
SCIP notification number (Sweden)	ea67cc89-9a63-4991-beb8-12dfd1fe9d6f

Approvals / Certificates

General approvals

Logo	Approval	Additional Approval Text	Certificate name
	EAC Brjansker Zertifizierungsstelle	TP TC 004/2011	EAC RU C-DE.AM02. B.00122 /19

Optional accessories

Tool

Operating tool		
Item no.: 210-720 Operating tool; Blade: 3.5 x 0.5 mm; with a partially insulated shaft; multicoloured		www.wago.com/210-720

Marking accessories

Marking strip		
Item no.: 709-196 Marking strips; for laser printer; translucent		www.wago.com/709-196
Item no.: 709-178 Marking strips; on reel; 7.5 mm wide; not stretchable; plain; snap-on type; white		www.wago.com/709-178
Item no.: 709-177 Marking strips; on reel; 7.5 mm wide; not stretchable; plain; snap-on type; translucent		www.wago.com/709-177

Subject to changes. Please also observe the further product documentation!

WAGO GmbH & Co. KG
Hansastr. 27
32423 Minden
Phone: +49571 887-0 | Fax: +49571 887-169
Email: info.de@wago.com | Web: www.wago.com

Do you have any questions about our products?
We are always happy to take your call at +49 (571) 887-44222.



Downloads

Documentation

Bid Text

289-713 X81 - Datei	2019 年2月19 日	xml 3.7 kB	Download
------------------------	--------------	---------------	----------

289-713 doc - Datei	2015 年2月9 日	doc 27.6 kB	Download
------------------------	-------------	----------------	----------

Instruction Leaflet

		pdf 1.3 MB	Download
--	--	---------------	----------

Additional Information

Disposal and Recycling Electrical and electronic equipment, Batteries, Packaging	V 1.1.0 2022 年8月18 日	pdf 2.2 MB	Download
---	-------------------------	---------------	----------

CAD/CAE-Data

CAE data

EPLAN Data Portal 289-713		URL	Download
---------------------------	--	-----	----------

WSCAD Universe 289-713		URL	Download
------------------------	--	-----	----------

ZUKEN Portal 289-713		URL	Download
----------------------	--	-----	----------

CAD data

2D/3D Models 289-713		URL	Download
----------------------	--	-----	----------

Environmental Product Compliance

Compliance Search

Environmental Product Compliance 289-713 Interface module; HD-Sub-D; Female connector; 15-pole; Triple-deck PCB terminal blocks; in mounting carrier; with shield connection		URL	Download
---	--	-----	----------


Subject to changes. Please also observe the further product documentation!

Installation Notes

Conductor termination




Conductor termination – screwdriver actuation parallel to conductor entry




Conductor termination – screwdriver actuation perpendicular to conductor entry

Installation



Snapping a module onto DIN-rail.



Removing a module from the DIN-rail.

Subject to changes. Please also observe the further product documentation!