

## Coupler connector - CA-17P1N1290DN - 1620150

Please be informed that the data shown in this PDF Document is generated from our Online Catalog. Please find the complete data in the user's documentation. Our General Terms of Use for Downloads are valid (<http://phoenixcontact.com/download>)



Coupling connector, straight, shielded: yes, SPEEDCON locking, M23, Number of positions: 17, Type of contact: Male connector, Solder connection, Cable diameter: 3 mm ... 14.5 mm

The figure shows the 12-pos. product version

### Product Features

- Safe use in the field, thanks to high degree of protection
- Connector for flexible on-site assembly
- Consistent EMC protection for reliable transmission of signals
- Solder connection: proven connection technology for various litz wires



### Key Commercial Data

Packing unit	1 pc
Weight per Piece (excluding packing)	80.0 g
Custom tariff number	85366990
Country of origin	Germany

### Technical data

#### Temperature range

Ambient temperature (operation)	-40 °C ... 125 °C
---------------------------------	-------------------

#### Data of the insulating body

Coding	N
Insulator material	PBT
Contact material	CuZn
Contact surface material	Ni/Au
Contact connection method	Solder connection
Type of contacts	Male connector
Number of positions	17

## Coupler connector - CA-17P1N1290DN - 1620150

### Technical data

#### Data of the insulating body

Contact diameter of power contacts	1 mm
Litz wire cross section of power contacts min.	0.08 mm <sup>2</sup>
Litz wire cross section of power contacts max.	1 mm <sup>2</sup>
Nominal current per power contact at 25°C	8 A
Nominal voltage, power contact	150 V
Overvoltage category	II
Degree of pollution	3

#### Housing data

Housing material	Turned parts: copper zinc alloy (CuZn), die-cast parts: zinc (GD-Zn)
Type of locking	SPEEDCON locking
Degree of protection (when plugged in)	IP67
Thread type	M23

#### Cable seal data

Min. cable diameter	3 mm
Max. cable diameter	14.5 mm
Sealing material	NBR

### Classifications

#### eCl@ss

eCl@ss 4.0	272607xx
eCl@ss 4.1	272607xx
eCl@ss 5.0	27260701
eCl@ss 5.1	27260701
eCl@ss 6.0	27260702
eCl@ss 7.0	27440102
eCl@ss 8.0	27440102

#### ETIM

ETIM 3.0	EC001121
ETIM 4.0	EC002635
ETIM 5.0	EC002635

#### UNSPSC

UNSPSC 6.01	43172015
UNSPSC 7.0901	43201404
UNSPSC 11	43172015

# Coupler connector - CA-17P1N1290DN - 1620150

## Classifications

### UNSPSC

UNSPSC 12.01	43201404
UNSPSC 13.2	43201404

## Approvals

### Approvals

---

### Approvals

UL Recognized / cUL Recognized / EAC / cULus Recognized

---


### Ex Approvals


---

### Approvals submitted

---

## Approval details

UL Recognized 	
mm <sup>2</sup> /AWG/kcmil	18
Nominal current I <sub>N</sub>	8 A
Nominal voltage U <sub>N</sub>	150 V

cUL Recognized 	
mm <sup>2</sup> /AWG/kcmil	18
Nominal current I <sub>N</sub>	5 A
Nominal voltage U <sub>N</sub>	150 V

EAC
-----

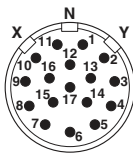
# Coupler connector - CA-17P1N1290DN - 1620150

## Approvals



## Drawings

Schematic diagram



Dimensional drawing

