

specifications

Consumption	Voltage	CRI	Base	Lens	Heat Sink	L70 hours	Ambient Temp (F)	Power Factor	Mounting	THD	Beam Angle	Enclosed Fixture Rated
16W 2 strips	100-277 V	83	hard-wire	N/A	aluminum	50,000	-4 - 104 °	>0.9	magnetic clips screws	<25%	120°	yes

*select your lamp

Part Number	Color Temp	Dimmable	Efficacy	Lumens
GI-22TRK-W32D-UL4	3000K	0-10 V	132 lm / w	2,121
GI-22TRK-WD32-UL4	3500K	no	132 lm / w	2,121
GI-22TRK-D32-UL4	4000K	no	132 lm / w	2,121
GI-22TRK-C32-UL4	5000K	no	132 lm / w	2,121

other

Dimensions	Warranty	Gross Weight	Case QTY
22"	6 years	8.7 KG	30 pcs




Driver Dimensions
3 3/4" (L) x 1" (W) x 1 1/4" (H)




Features

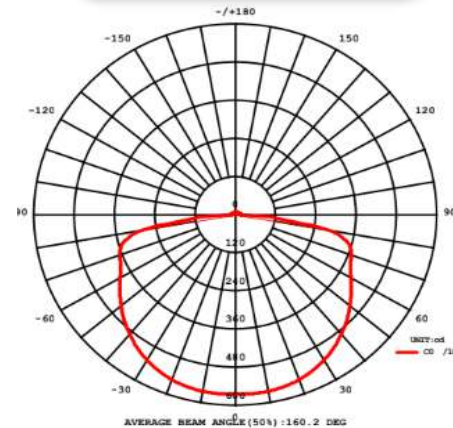
- Does not need tombstones; hard-wired
- 50,000 hour LED lifespan based on IES LM-80 results and TM-21 calculations
- External driver
- Can be installed using included screws or magnetic backing



Distance vs Illumination



Luminous Intensity Distribution



Not all product variations listed on this page may be DLC qualified. Visit www.designlights.org/search to confirm qualification.

