

MATERIAL NUMBER	# OF COLUMNS	# OF DIFF PAIR	DIM "A" MAX	DIM "B"	PTH \varnothing
76500-*8**	8	32	22.80	13.30	0.46±0.05
76500-*1**	10	40	26.60	17.10	0.46±0.05
76500-*6**	16	64	38.00	28.50	0.46±0.05
76500-*8**	8	32	22.80	13.30	0.39±0.05
76500-*1**	10	40	26.60	17.10	0.39±0.05
76500-*6**	16	64	38.00	28.50	0.39±0.05

76500-****

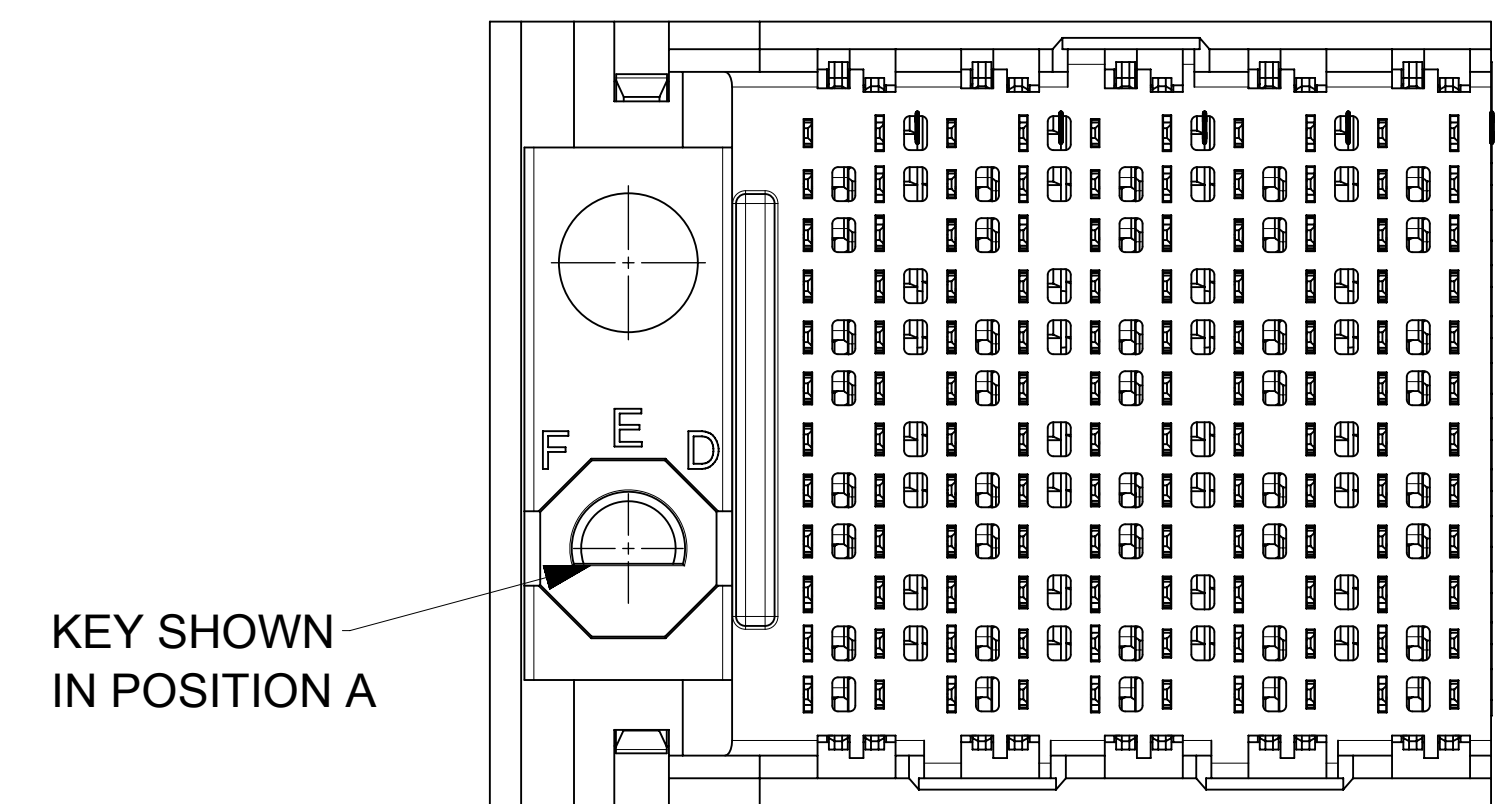
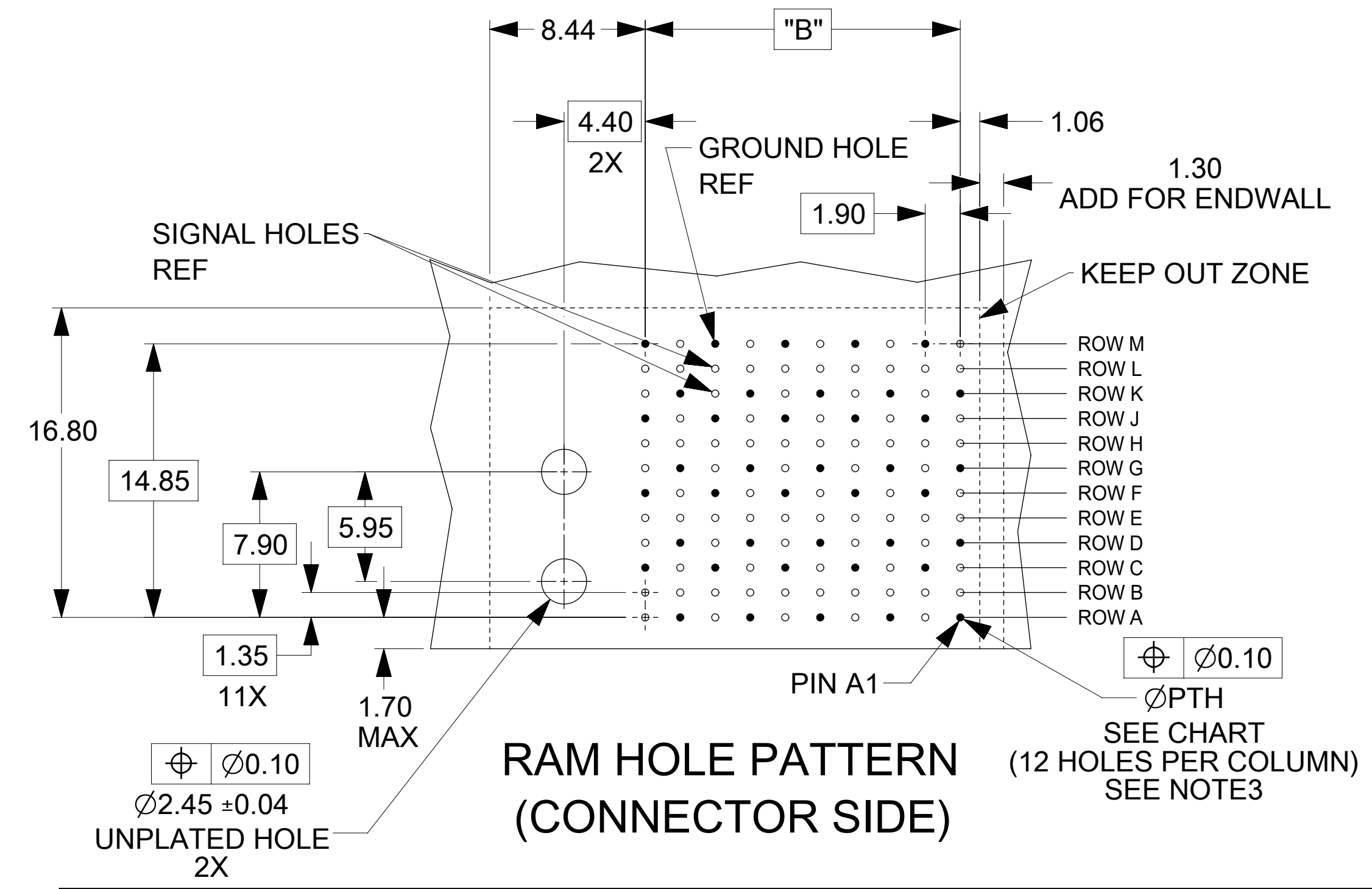
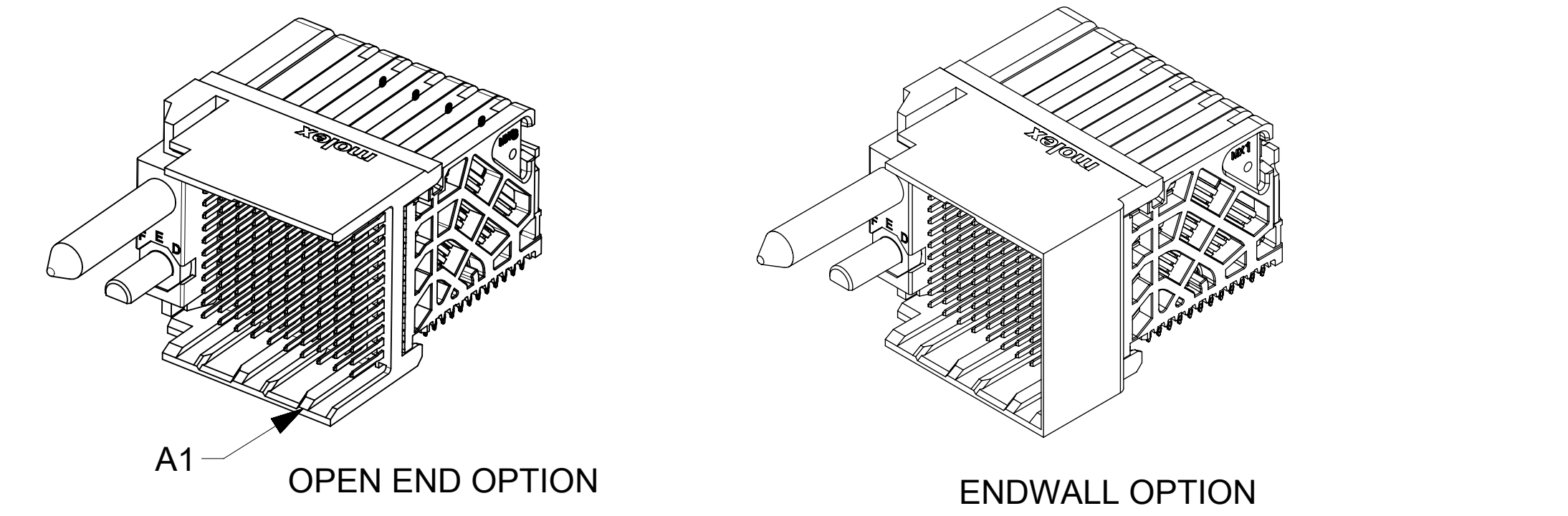
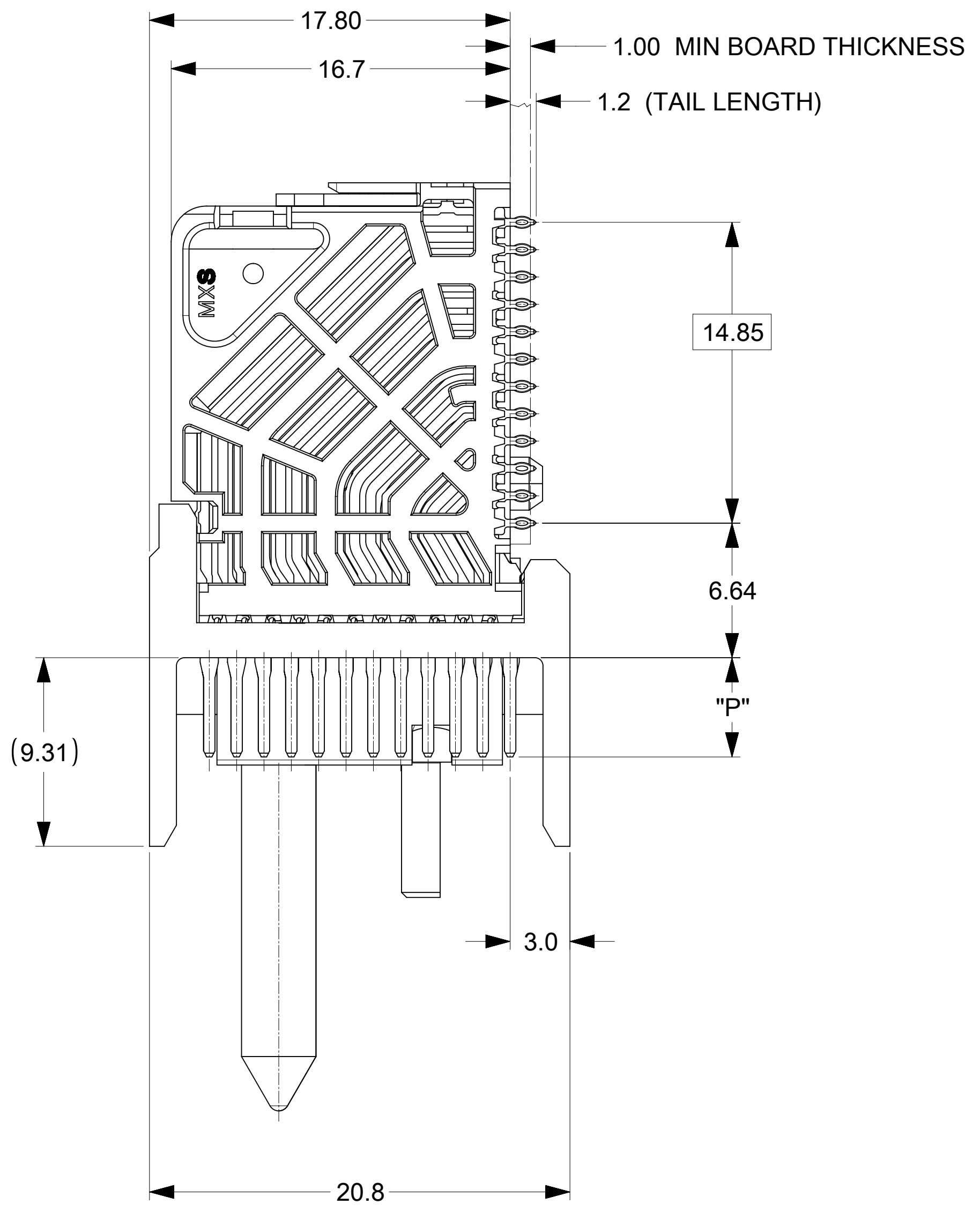
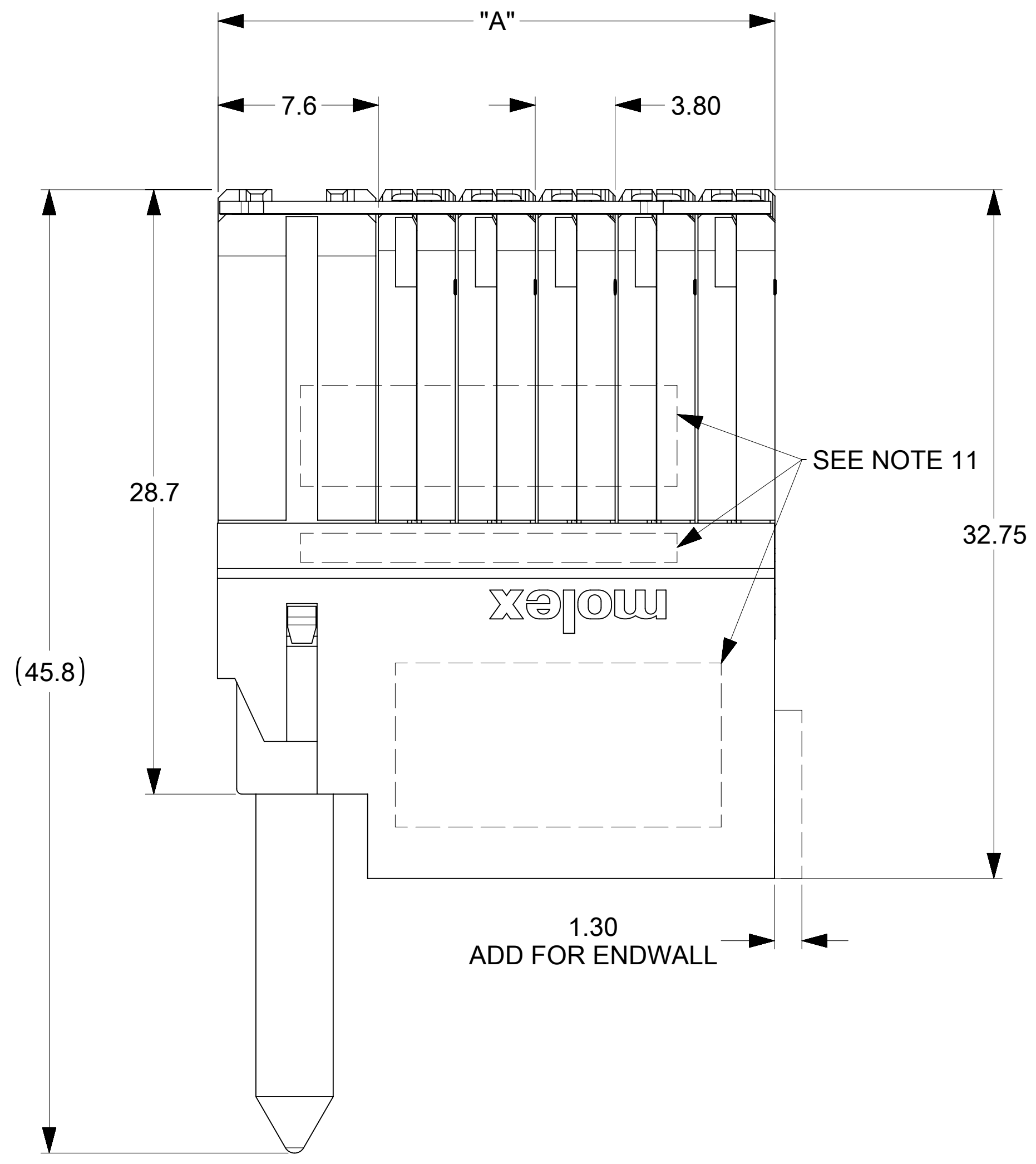
MODULE TYPE
 3 = LEFT GUIDED, LEAD-FREE
 7 = LEFT GUIDED, LEAD-FREE W/ ENDWALL

PIN LENGTH (P)
 4 = 4.90 (0.46 PTH)
 5 = 5.50 (0.46 PTH)
 7 = 4.90 (0.39 PTH)
 8 = 5.50 (0.39 PTH)

OF COLUMNS
 1 = 10 COLUMNS
 6 = 16 COLUMNS
 8 = 8 COLUMNS

KEY ORIENTATION
 0 = NO KEY
 1 = A 5 = E
 2 = B 6 = F
 3 = C 7 = G
 4 = D 8 = H

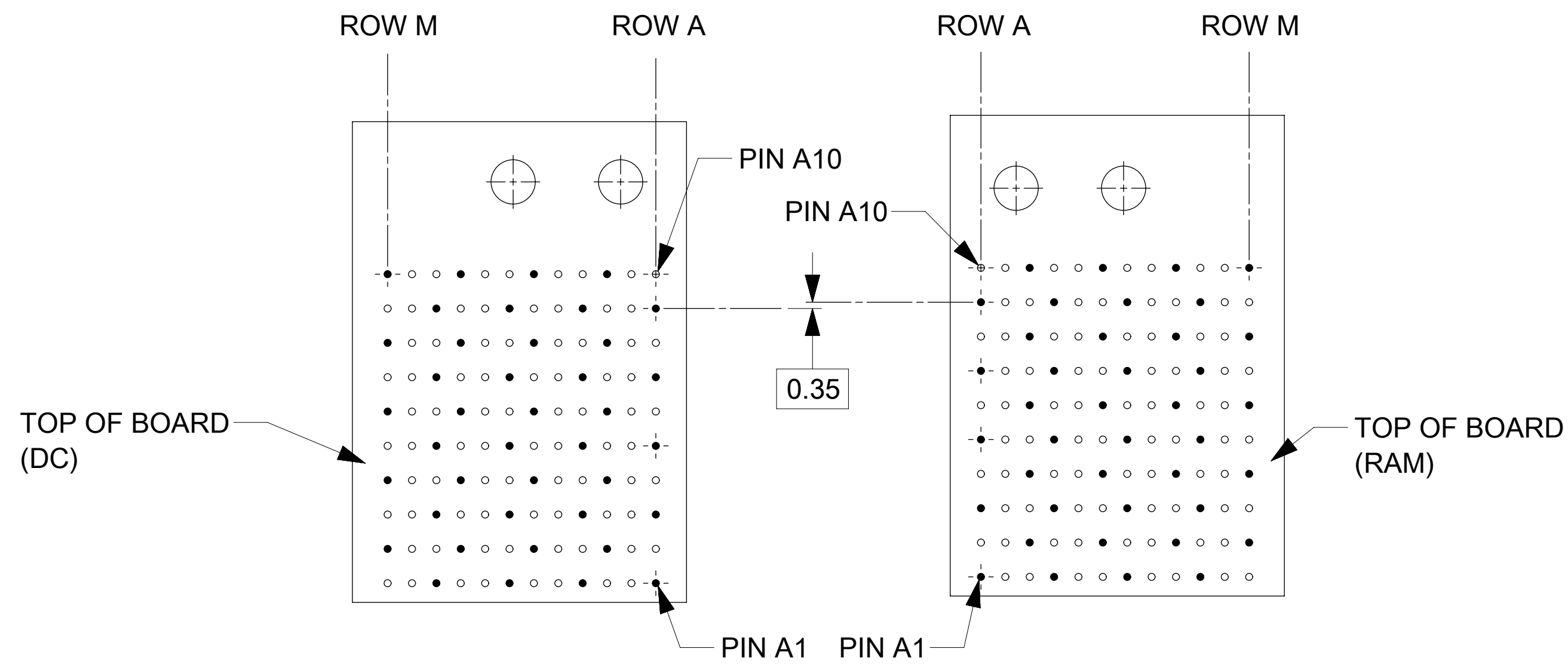
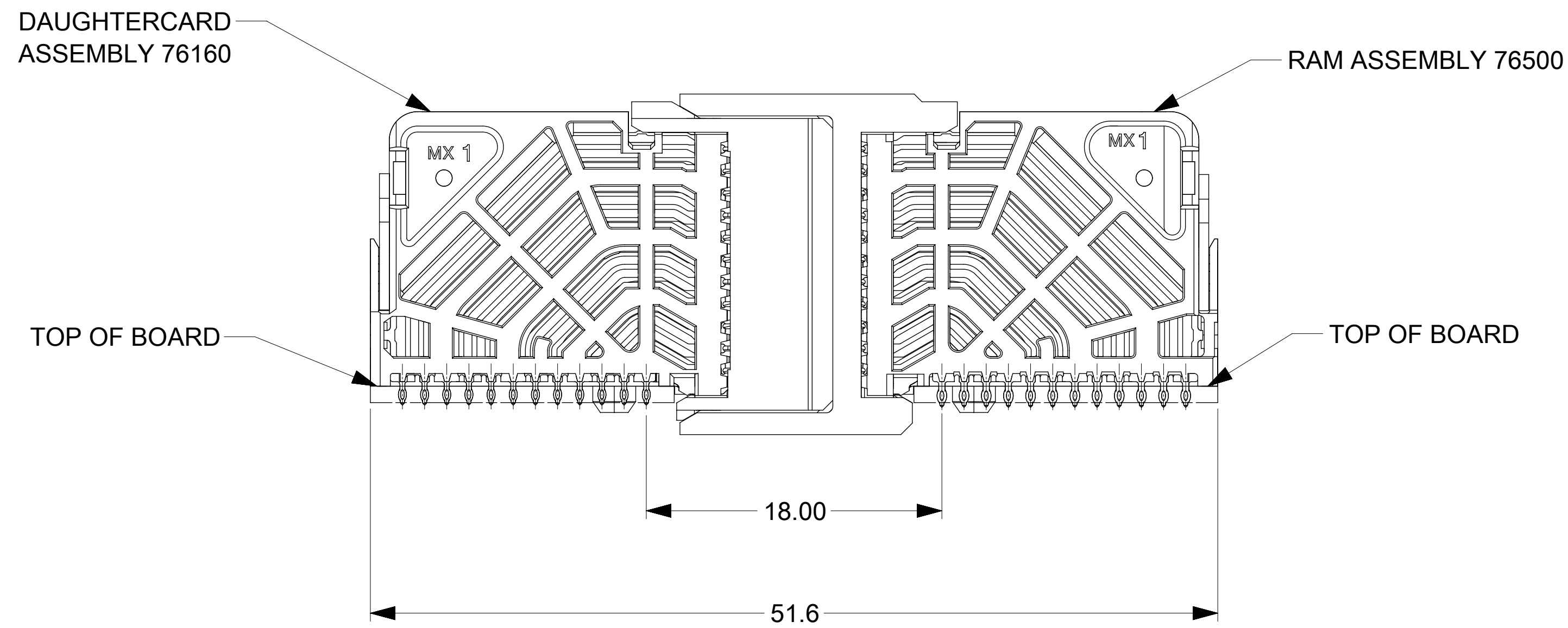
- NOTES:
- MATERIALS: HOUSING - LIQUID CRYSTAL POLYMER (LCP), GLASS-FILLED, UL94V-0
 TERMINALS - HIGH PERFORMANCE COPPER ALLOY
 - FINISH: 30μm SELECTIVE GOLD IN CONTACT AREA, SELECTIVE TIN ON PCB TAILS, NICKEL OVERALL.
 - REFER TO MOLEX PRODUCT SPECIFICATION PS-76060-999 FOR PERFORMANCE SPECIFICATIONS AND ADDITIONAL PCB INFORMATION.
 - EACH SIGNAL WAFER CONTAINS 2 COLUMNS OF TERMINALS.
 - PRODUCT IS PACKAGED PER PK-70873-041.
 - THIS PART CONFORMS TO CLASS B REQUIREMENTS OF COSMETIC SPEC PS-45499-002.
 - REFER TO MOLEX SALES DRAWING SD-76160-004 FOR THE MATING RECEPTACLES.
 - REFER TO MOLEX PCB ROUTING GUIDE AS-76060-990 FOR ANTIPAD AND ROUTING RECOMMENDATIONS.
 - WHEN USING MOLEX SUPPLIED #2-32 SCREW 73726-0000 (9.50mm ±0.38 THREADABLE SCREW LENGTH), THE MAXIMUM BOARD THICKNESS IS 4.4mm.
 - GUIDE LEFT RAM MATES TO GUIDE RIGHT DAUGHTERCARD.



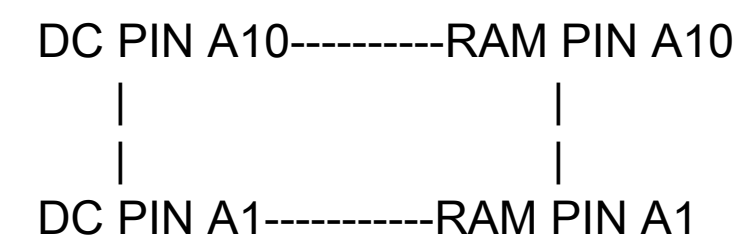
THIS DRAWING CONTAINS INFORMATION THAT IS PROPRIETARY TO MOLEX ELECTRONIC TECHNOLOGIES, LLC AND SHOULD NOT BE USED WITHOUT WRITTEN PERMISSION

DIMENSION UNITS: mm	SCALE: NTS	CURRENT REV DESC: REMASTERED TO NX	molex			
GENERAL TOLERANCES (UNLESS SPECIFIED)		EC NO: 705090				IMPACT 4 PAIR RAM
ANGULAR TOL: ± 0.5°	4 PLACES ±	DRWN: DYARAS 2021/12/08	GUIDE LEFT SIGNAL MODULE SALES DWG			
3 PLACES ±	3 PLACES ±	CHK'D: YOGEEB 2022/02/17	PRODUCT CUSTOMER DRAWING			
2 PLACES ± 0.13	2 PLACES ±	APPR: LZENG 2022/05/13	DOCUMENT NUMBER	DOC TYPE	DOC PART	REVISION
1 PLACE ± 0.25	1 PLACE ±	INITIAL REVISION:	SD-76500-002	PSD	001	F4
0 PLACES ±	0 PLACES ±	DRWN: JQUILES 2009/01/12	MATERIAL NUMBER	CUSTOMER	SHEET NUMBER	
DRAFT WHERE APPLICABLE MUST REMAIN WITHIN DIMENSIONS	THIRD ANGLE PROJECTION	APPR: JLAURX 2009/01/13	SEE TABLE	GENERAL MARKET	1 OF 2	
	DRAWING: D-SIZE	SERIES: 76500				

COPLANAR APPLICATION



COPLANAR MATED SIGNAL PATHS



THIS DRAWING CONTAINS INFORMATION THAT IS PROPRIETARY TO MOLEX ELECTRONIC TECHNOLOGIES, LLC AND SHOULD NOT BE USED WITHOUT WRITTEN PERMISSION									
DIMENSION UNITS	SCALE	CURRENT REV DESC: REMASTERED TO NX							
mm	NTS	<p>IMPACT 4 PAIR RAM GUIDE LEFT SIGNAL MODULE SALES DWG</p> <p>PRODUCT CUSTOMER DRAWING</p>							
GENERAL TOLERANCES (UNLESS SPECIFIED)									
ANGULAR TOL	± 0.5°								
4 PLACES	±								
3 PLACES	±								
2 PLACES	± 0.13								
1 PLACE	± 0.25	EC NO: 705090	2021/12/08		DOCUMENT NUMBER: SD-76500-002 DOC TYPE: PSD DOC PART: 001 REVISION: F4				
0 PLACES	±	DRWN: DYARAS	2022/02/17						
DRAFT WHERE APPLICABLE MUST REMAIN WITHIN DIMENSIONS		CHK'D: YOGEEB	2022/05/13						
THIRD ANGLE PROJECTION		APPR: LZENG	2022/05/13		INITIAL REVISION:		DRWN: JQUILES 2009/01/12 APPR: JLAURX 2009/01/13		
DRAWING		SERIES		MATERIAL NUMBER		CUSTOMER		SHEET NUMBER	
D-SIZE		76500		SEE TABLE		GENERAL MARKET		2 OF 2	