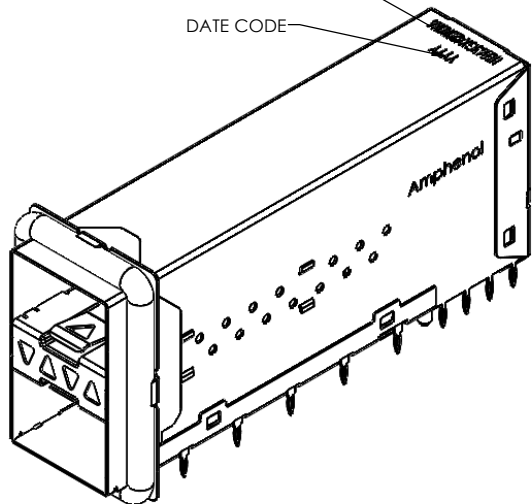


PART NUMBER  
(LAST DIGIT INDICATING  
PACKAGING TYPE. NOT  
PRINTED ON THE PART)

DATE CODE



MATERIAL: (RoHS COMPLIANT)

CAGE - PRESS FIT:  
COPPER ALLOY (NICKEL SILVER)

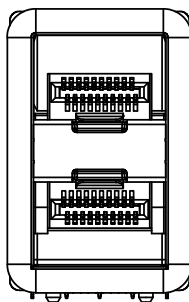
CONNECTOR - PRESS FIT:  
PLASTIC HOUSING:  
LCP, FLAMMABILITY RATING UL94-V0.  
CONTACTS:  
PHOSPHOR BRONZE  
PLATING OPTION:  
0.76µm" Gold plating on Mating Area  
3.05-7.62µm"Matte Tin on Termination

LIGHT PIPE:  
CLEAR POLYCARBONATE, FLAMMABILITY  
RATING UL94-V0.

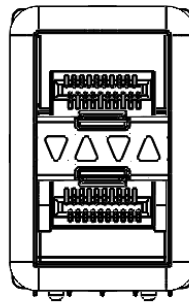
PACKAGING:  
TRAY PACKAGING.  
TEMPERATURE RANGE:  
-40°C TO +85°C

EMI GASKET: CONDUCTIVE ELASTOMER UL94-V0

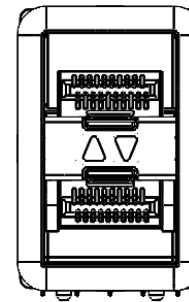
AMPHENOL PART NUMBER: P-UE86-3G-4420-60361



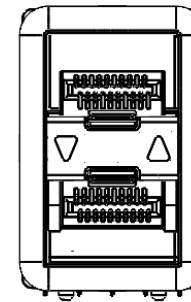
NO LIGHT PIPE  
UE86-3G1420-00361



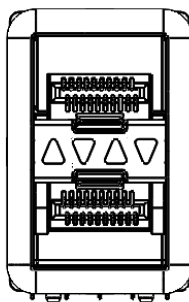
4 LIGHT PIPES  
UE86-3G1420-10361



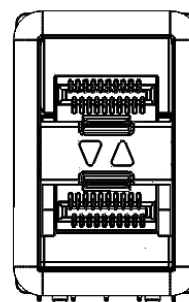
2 INNER LIGHT PIPES  
UE86-3G1420-20361



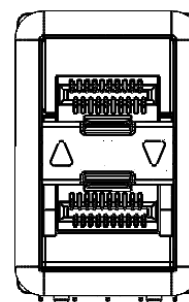
2 OUTER LIGHT PIPES  
UE86-3G1420-30361



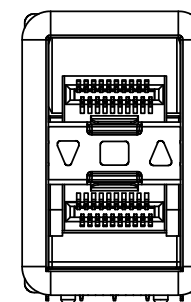
4 LIGHT PIPES UPSIDE DOWN  
UE86-3G1420-40361



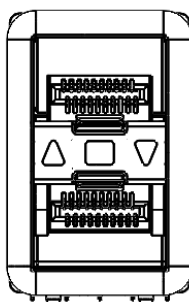
2 INNER LIGHT PIPES UPSIDE DOWN  
UE86-3G1420-50361



2 OUTER LIGHT PIPES UPSIDE DOWN  
UE86-3G1420-60361



3 LIGHT PIPES  
UE86-3G1420-70361



3 LIGHT PIPES UPSIDE DOWN  
UE86-3G1420-80361

REVISIONS			
REV	DESCRIPTION, ECG, EAR NO.	DATE	APP'D
B	CORRECTION OF P/NS AND 3rd CONFIGURATION VIEW	NOV 07/13	J. SI

PART NUMBER	DESCRIPTION
UE86-3G1420-00361	NO LIGHT PIPE
UE86-3G1420-10361	4 LIGHT PIPES
UE86-3G1420-20361	2 INNER LIGHT PIPES
UE86-3G1420-30361	2 OUTER LIGHT PIPES
UE86-3G1420-40361	4 LIGHT PIPES UPSIDE DOWN
UE86-3G1420-50361	2 INNER LIGHT PIPES UPSIDE DOWN
UE86-3G1420-60361	2 OUTER LIGHT PIPES UPSIDE DOWN
UE86-3G1420-70361	3 LIGHT PIPES
UE86-3G1420-80361	3 LIGHT PIPES UPSIDE DOWN

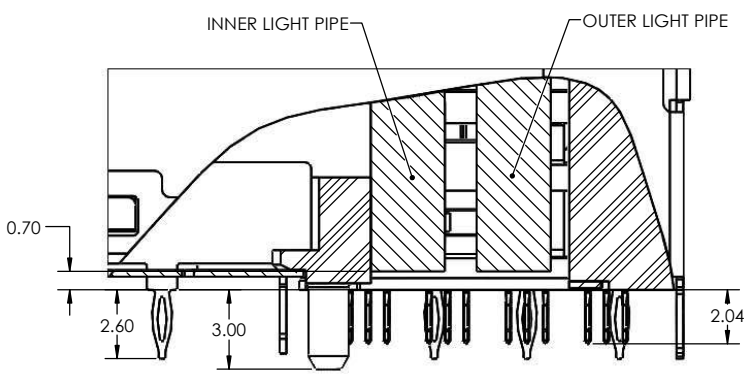
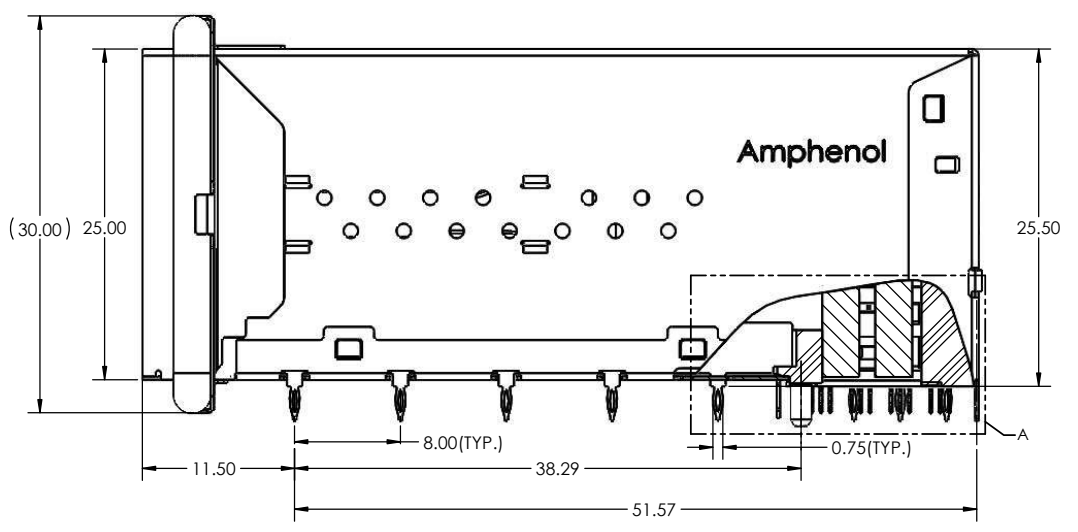
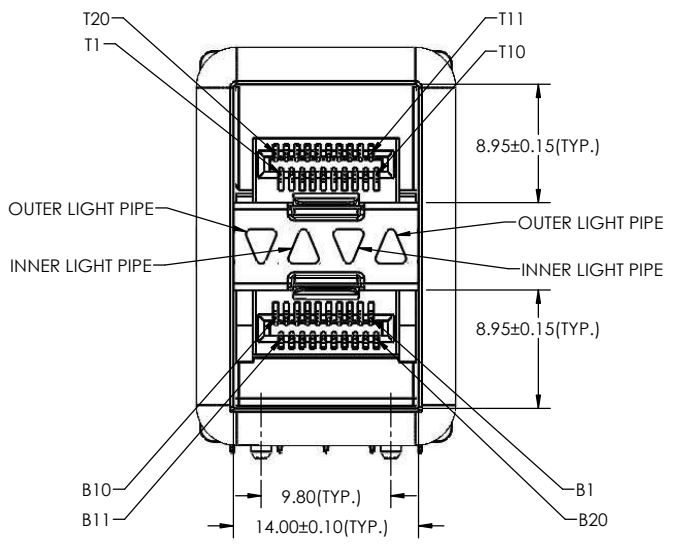
UNLESS SPECIFIED OTHERWISE	DRAWN	P. OU	NOV 05/13
PRIMARY UNITS INCHES	CHECKED	J. SI	NOV 06/13
SECONDARY MILLIMETERS	M.E. APP'D		
REFERENCE IN PARENTHESES	Q.A. APP'D		
GENERAL TOLERANCES	DWG APP'D		
1 DECIMAL PLACE ±0.X	ENG. REL. NO.		
2 DECIMAL PLACES ±0.XX	REF.		
3 DECIMAL PLACES ±0.XXX	THIRD ANGLE PROJECTION		
ANGULAR DEGREES ±1°	DO NOT SCALE DRAWING		

Amphenol High Speed Interconnects  
A Division of Amphenol Corp. www.amphenolcanada.com


2X1 SFP ULTRAPORT WITH LIGHT PIPE  
OPTIONS AND EMI GASKET VERSION

DWG. NO.	P-UE86-3G1420-X0361	REV	B
CODE ID NO.	03554	DWG SIZE:	C
SCALE:	2.5:1	SHEET	1 OF 4

REVISIONS			
REV	DESCRIPTION, ECG, EAR NO.	DATE	APPD
B	CORRECTION OF P/Ns AND 3rd CONFIGURATION VIEW	NOV 07/13	J. SI



DETAIL A  
SCALE 7 : 1



UNLESS SPECIFIED OTHERWISE	DRAWN	P. OU	NOV 05/13
PRIMARY UNITS INCHES	CHECKED	J. SI	NOV 06/13
SECONDARY MILLIMETERS	M.E. APPD		
REFERENCE IN PARENTHESES	Q.A. APPD		
GENERAL TOLERANCES	DWG APPD		
1 DECIMAL PLACE ±0.X	ENG. REL. NO.		
2 DECIMAL PLACES ±0.XX	REF.		
3 DECIMAL PLACES ±0.XXX	THIRD ANGLE PROJECTION		
ANGULAR DEGREES ±1°	DO NOT SCALE DRAWING		

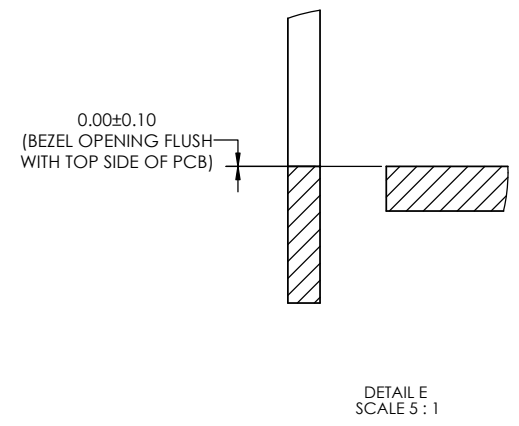
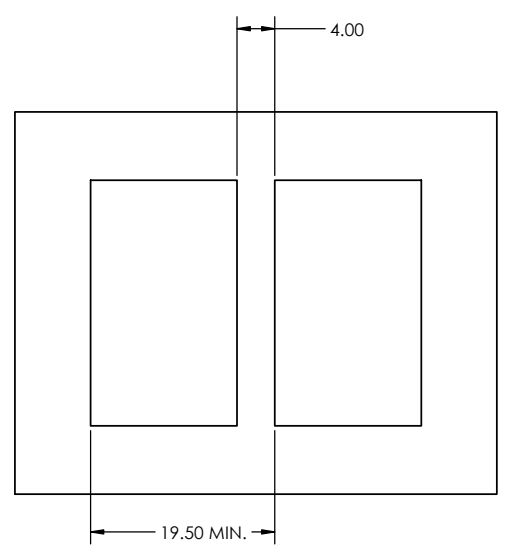
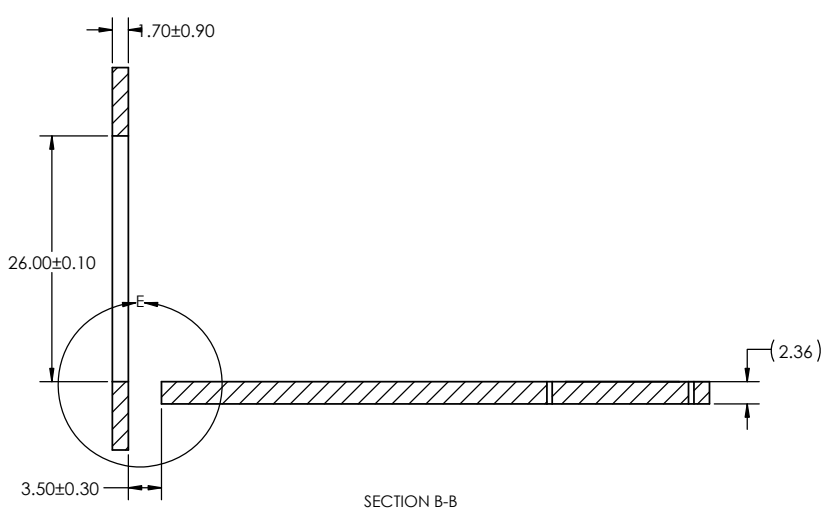
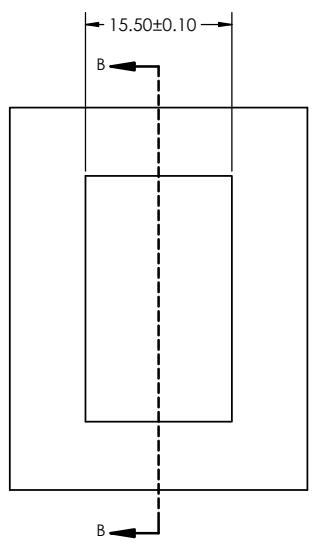
**Amphenol High Speed Interconnects**  
A Division of Amphenol Corp. [www.amphenol-highspeed.com](http://www.amphenol-highspeed.com)

**2X1 SFP ULTRAPORT WITH LIGHT PIPE OPTIONS AND EMI GASKET VERSION**

DWG. NO. **P-UE86-3G1420-X0361** REV **B**

CODE ID NO. 03554 DWG SIZE: C SCALE: 2.5:1 SHEET 2 OF 4

REVISIONS			
REV	DESCRIPTION, EGN, EAR NO.	DATE	APPD
B	CORRECTION OF P/NS AND 3rd CONFIGURATION VIEW	NOV 07/13	J. SI



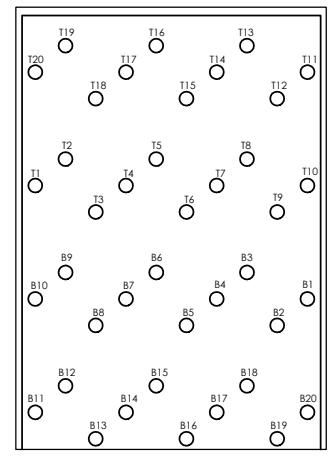
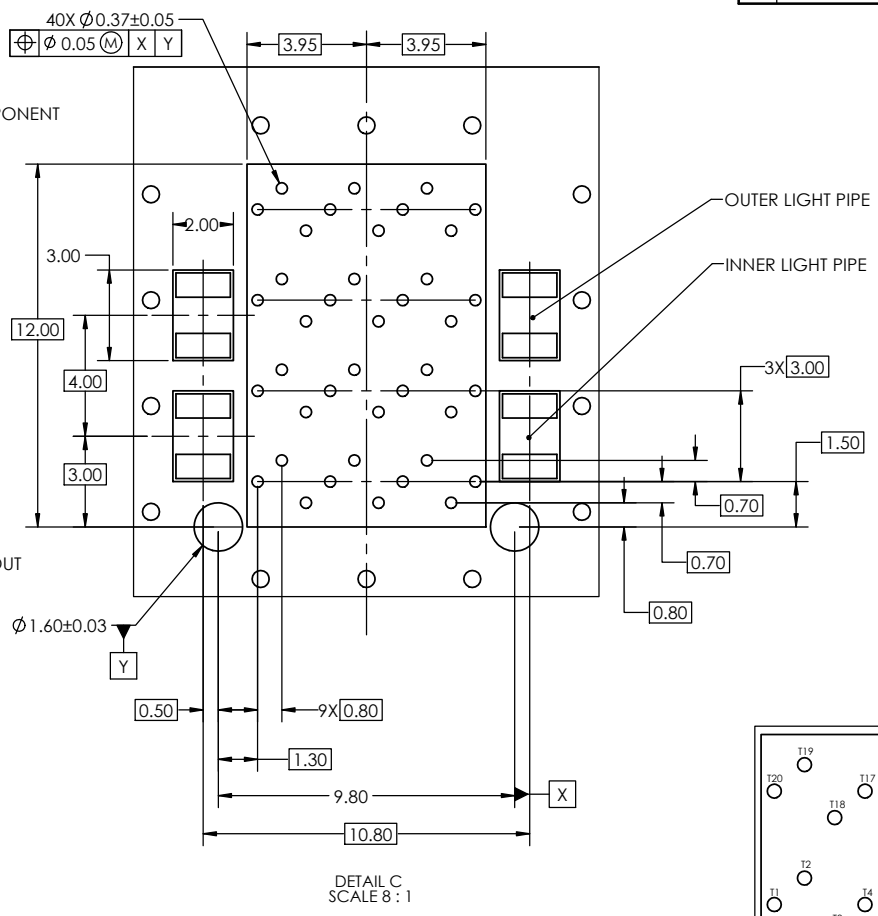
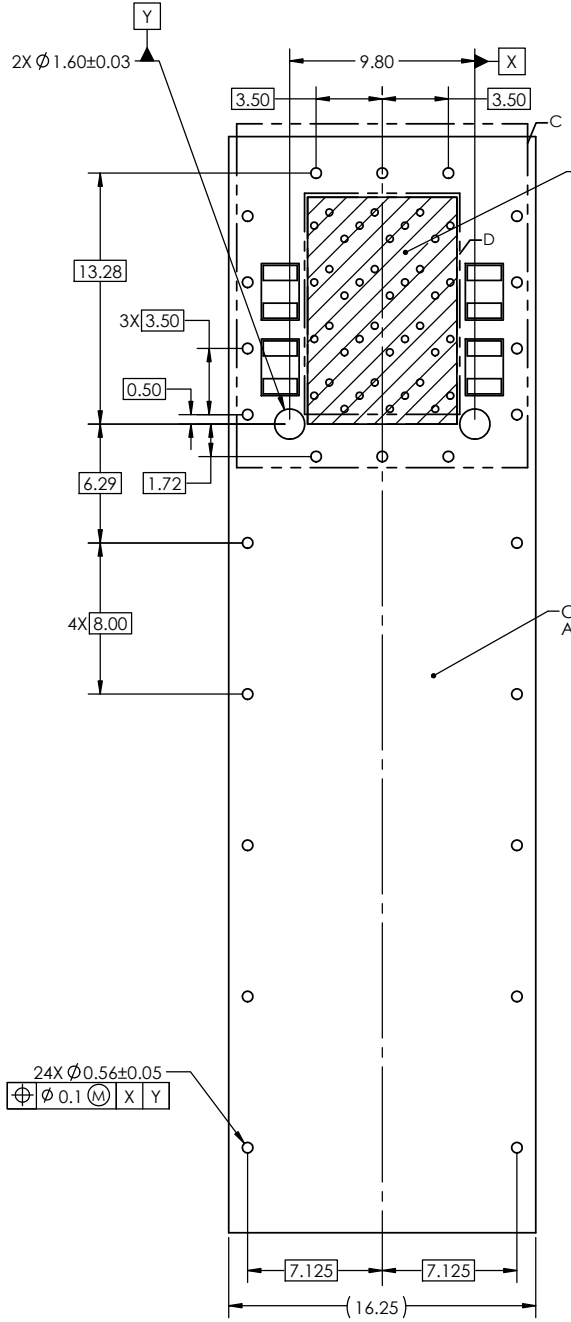
UNLESS SPECIFIED OTHERWISE	DRAWN	P. OU	NOV 05/13
PRIMARY UNITS INCHES	CHECKED	J. SI	NOV 06/13
SECONDARY MILLIMETERS	M.E. APPD		
REFERENCE IN PARENTHESES	Q.A. APPD		
GENERAL TOLERANCES	DWG APPD		
1 DECIMAL PLACE ±0.X	ENG. REL. NO.		
2 DECIMAL PLACES ±0.XX	REF.		
3 DECIMAL PLACES ±0.XXX	THIRD ANGLE PROJECTION		
ANGULAR DEGREES ±1°	DO NOT SCALE DRAWING		

<b>Amphenol High Speed Interconnects</b> A Division of Amphenol Corp. <a href="http://www.amphenol-highspeed.com">www.amphenol-highspeed.com</a>			
<b>2X1 SFP ULTRAPORT WITH LIGHT PIPE OPTIONS AND EMI GASKET VERSION</b>			
DWG. NO.	P-UE86-3G1420-X0361		REV B
CODE ID NO.	03554	DWG SIZE: C	SCALE: 2.5:1 SHEET 3 OF 4

THIS DOCUMENT CONTAINS PROPRIETARY INFORMATION AND SUCH INFORMATION MAY NOT BE DISCLOSED TO OTHERS FOR ANY PURPOSE OR USED FOR MANUFACTURING PURPOSES WITHOUT WRITTEN PERMISSION FROM AMPHENOL CANADA CORP.

REVISIONS			
REV	DESCRIPTION, ECG, EAR NO.	DATE	APP'D
B	CORRECTION OF P/NS AND 3rd CONFIGURATION VIEW	NOV 07/13	J. SI

NOTES:  
1. 0.56MM DIAMETER HOLES ARE CHASSIS GROUND (24 HOLES)



24X Ø 0.56±0.05  
Ø 0.1 M X Y



UNLESS SPECIFIED OTHERWISE	DRAWN	P. OU	NOV 05/13
PRIMARY UNITS INCHES	CHECKED	J. SI	NOV 06/13
SECONDARY MILLIMETERS	M.E. APP'D		
REFERENCE IN PARENTHESES	Q.A. APP'D		
GENERAL TOLERANCES	DWG APP'D		
1 DECIMAL PLACE ±0.X	ENG. REL. NO.		
2 DECIMAL PLACES ±0.XX	REF.		
3 DECIMAL PLACES ±0.XXX	THIRD ANGLE PROJECTION		
ANGULAR DEGREES ±1°	DO NOT SCALE DRAWING		

**Amphenol High Speed Interconnects**  
A Division of Amphenol Corp. [www.amphenol-highspeed.com](http://www.amphenol-highspeed.com)

**2X1 SFP ULTRAPORT WITH LIGHT PIPE OPTIONS AND EMI GASKET VERSION**

DWG. NO. **P-UE86-3G1420-X0361** REV **B**

CODE ID NO. 03554 DWG SIZE: C SCALE: 2.5:1 SHEET 4 OF 4

THIS DOCUMENT CONTAINS PROPRIETARY INFORMATION AND SUCH INFORMATION MAY NOT BE DISCLOSED TO OTHERS FOR ANY PURPOSE OR USED FOR MANUFACTURING PURPOSES WITHOUT WRITTEN PERMISSION FROM AMPHENOL CANADA CORP.