

NOTES

- ① 材料及び仕上げ(めっき仕様) : TABLE 1参照
MATERIAL AND FINISHES : SEE TABLE 1
- 2. 製品仕様書 : 511630000-PS 000
PRODUCT SPECIFICATION:511630000-PS 000
- 3. 梱包仕様書 : 533759200-SPK 200
PACKAGING SPECIFICATION: 533759200-SPK 200
- 4. 嵌合相手 : 51163 シリーズ
MATES WITH:51163 SERIES
- 5. アプリケーション仕様書(コネクタ取扱い説明書) : 2166940000-AS PS 000
APPLICATION SPECIFICATION(CONNECTOR MANUAL) : 2166940000-AS PS 000
- ⑥ 偶数極に適合
APPLY FOR EVEN CIRCUIT
- ⑦ 2極はキルクを付加しない
3極以上のキルク形状は両サイドが (B) 、その他の極は全て (A) 形状とする
KINK FORM
2 CIRCUIT:PINS TO BE NOT KINKED.
MORE THAN 2 CIRCUIT:PINS AT BOTH ENDS ARE KINK FORMED TO (B) ,
THE OTHER PINS ARE KINK FORMED TO (A) .

TABLE 1

		HOUSING COLOR				
		NATURAL(WHITE)				
1.9	1.25	38.2	35	39.9	534261510	15
		35.7	32.5	37.4	534261410	14
		33.2	30	34.9	534261310	13
		30.7	27.5	32.4	534261210	12
		28.2	25	29.9	534261110	11
		25.7	22.5	27.4	534261010	10
		23.2	20	24.9	534260910	9
		20.7	17.5	22.4	534260810	8
		18.2	15	19.9	534260710	7
		15.7	12.5	17.4	534260610	6
13.2	10	14.9	534260510	5		
10.7	7.5	12.4	534260410	4		
1	8.2	5	9.9	534260310	3	
-	-	5.7	2.5	7.4	534260210	2
E	D	C	B	A	発注番号 ORDER No.	極数 CIRCUIT SIZE
					梱包形態:トレイ PACKAGE:TRAY	

部品 PART	材料 MATERIAL
① プラグハウジング PLUG HOUSING	ポリエステル ガラス含有 UL94 V-0 色 : ナチュラル(白) POLYESTER(PBT),GLASS FILLED,UL94 V-0,COLOR:NATURAL(WHITE)
② プラグピン PLUG PIN	りん青銅 PHOSPHOR BRONZE
	錫めっき : 1.0MICRO METER MINIMUM. MATTE TIN PLATING : 1.0MICRO METER MINIMUM.
	銅めっき(下地めっき):0.5MICRO METER MINIMUM COPPER PLATING(UNDER PLATING):0.5MICRO METER MINIMUM.

THIS DRAWING CONTAINS INFORMATION THAT IS PROPRIETARY TO MOLEX ELECTRONIC TECHNOLOGIES, LLC AND SHOULD NOT BE USED WITHOUT WRITTEN PERMISSION

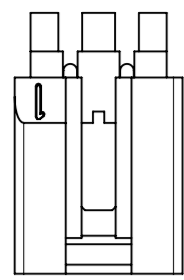
DIMENSION UNITS	SCALE	CURRENT REV DESC:
mm	NTS	
GENERAL TOLERANCES (UNLESS SPECIFIED)		
ANGULAR TOL	± 3.0°	
4 PLACES	± 0.2	EC NO: 650566
3 PLACES	± 0.2	DRWN: RWATANABE01 2020/12/03
2 PLACES	± 0.2	CHK'D: AIDA 2020/12/18
1 PLACE	± 0.2	APPR: SAKIYAMA 2020/12/18
0 PLACES	± 0.2	INITIAL REVISION:
DRAFT WHERE APPLICABLE MUST REMAIN WITHIN DIMENSIONS		DRWN: RWATANABE01 2019/09/19
THIRD ANGLE PROJECTION		APPR: SAKIYAMA 2020/09/28
DRAWING		SERIES
A2-SIZE		53426

MINI-LOCK 2.5 W/B
SINGLE ROW RIGHT ANGLE PLUG ASSEMBLY

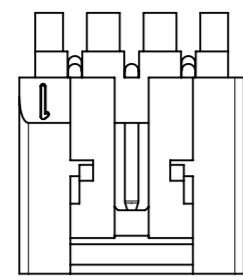
PRODUCT CUSTOMER DRAWING

DOCUMENT NUMBER	DOC TYPE	DOC PART	REVISION
534260000-SD	PSD	000	B

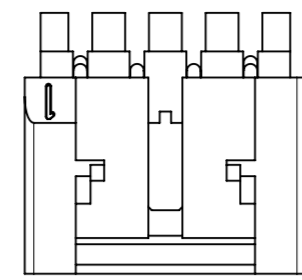
MATERIAL NUMBER	CUSTOMER	SHEET NUMBER
53426	GENERAL	1 OF 2



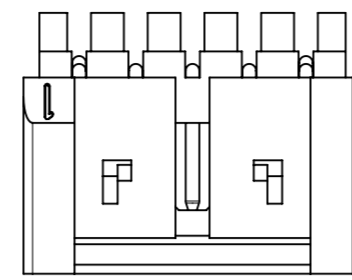
2CIRCUIT



3CIRCUIT

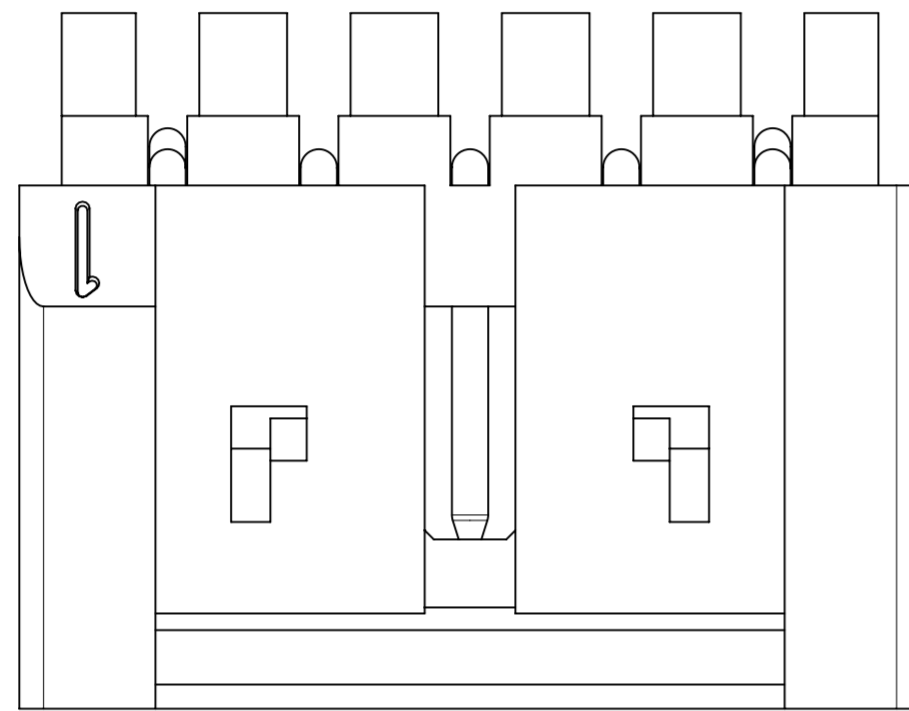


4CIRCUIT

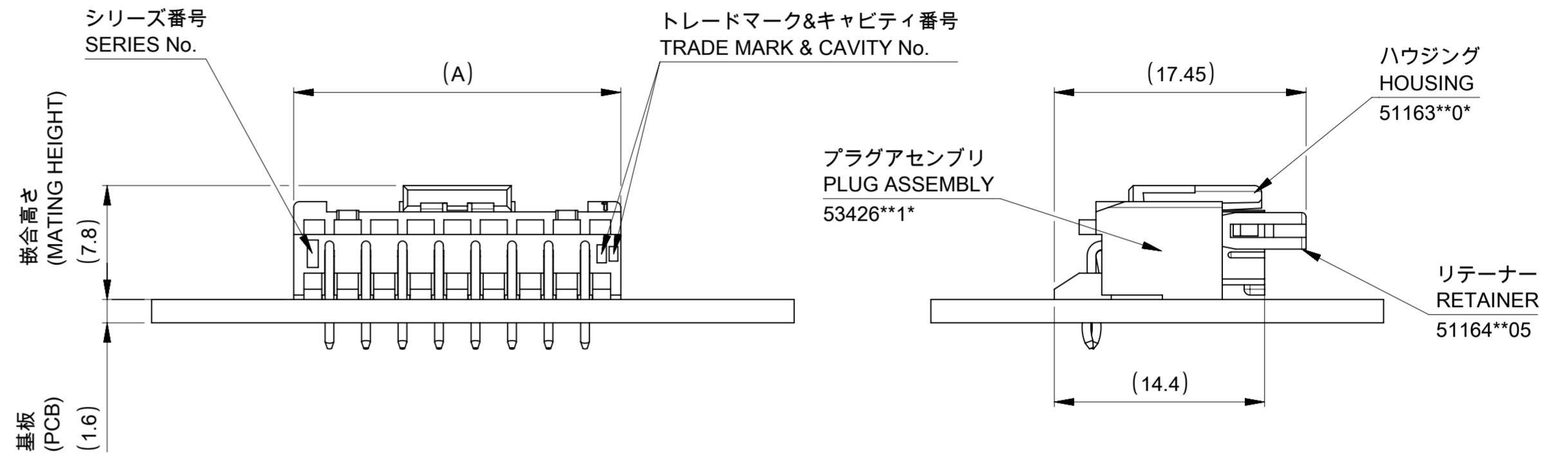


5~15CIRCUIT

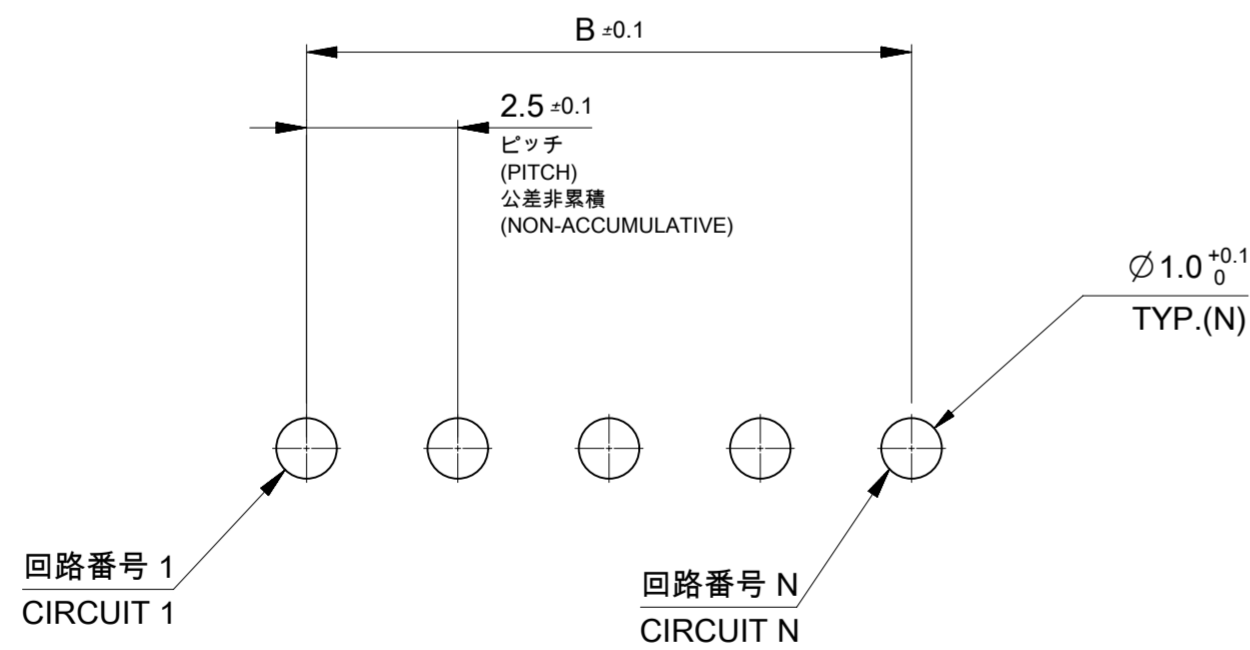
ロック形状図
LOCK CONFIGURATION



製品レイアウト
PRODUCT LAYOUT



嵌合図
MATED CONNECTORS



基板取付穴推奨寸法(マウント面)
RECOMMENDED PCB HOLE DIMENSION
(MOUNTING SIDE), (t=1.6)

THIS DRAWING CONTAINS INFORMATION THAT IS PROPRIETARY TO MOLEX ELECTRONIC TECHNOLOGIES, LLC AND SHOULD NOT BE USED WITHOUT WRITTEN PERMISSION													
DIMENSION UNITS		SCALE		CURRENT REV DESC:									
mm		NTS		<p style="text-align: center;">molex</p> <p style="text-align: center;">MINI-LOCK 2.5 W/B SINGLE ROW RIGHT ANGLE PLUG ASSEMBLY</p> <p style="text-align: center;">PRODUCT CUSTOMER DRAWING</p>									
GENERAL TOLERANCES (UNLESS SPECIFIED)													
ANGULAR TOL ± 3.0°													
4 PLACES ± 0.2		DRWN: RWATANABE01								2020/12/03		2020/12/18	
3 PLACES ± 0.2		CHK'D: AIDA								2020/12/18		2020/12/18	
2 PLACES ± 0.2		APPR: SAKIYAMA		2020/12/18		DOCUMENT NUMBER							
1 PLACE ± 0.2		INITIAL REVISION:		DRWN: RWATANABE01		2019/09/19		534260000-SD					
0 PLACES ± 0.2		APPR: SAKIYAMA		2020/09/28		2020/09/28		PSD 000 B					
DRAFT WHERE APPLICABLE MUST REMAIN WITHIN DIMENSIONS		THIRD ANGLE PROJECTION		DRAWING		SERIES		MATERIAL NUMBER					
				A2-SIZE		53426		GENERAL					
DOCUMENT STATUS		P1		RELEASE DATE		2020/12/18 05:35:08		CUSTOMER					
								GENERAL					
								SHEET NUMBER					
								2 OF 2					