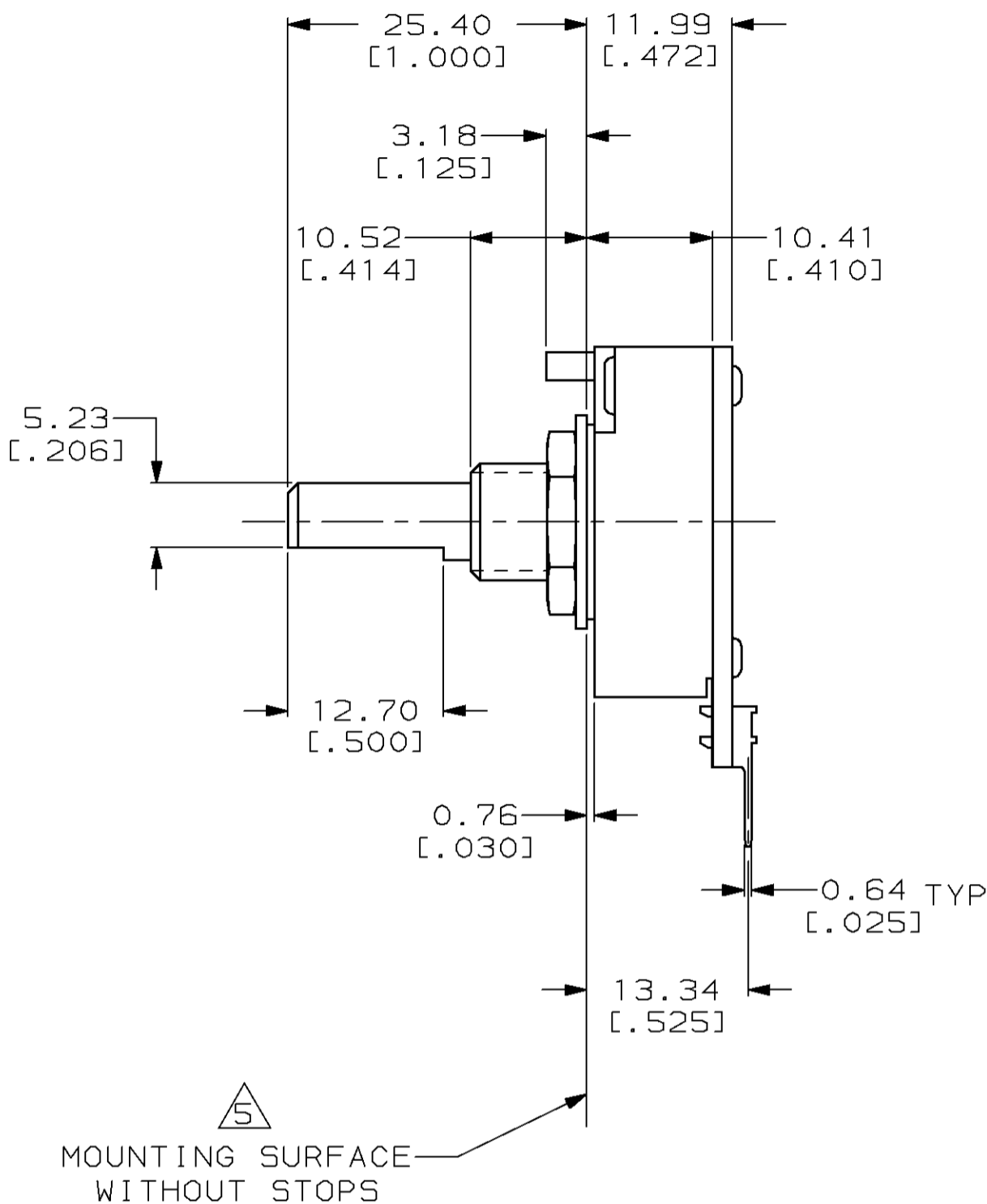
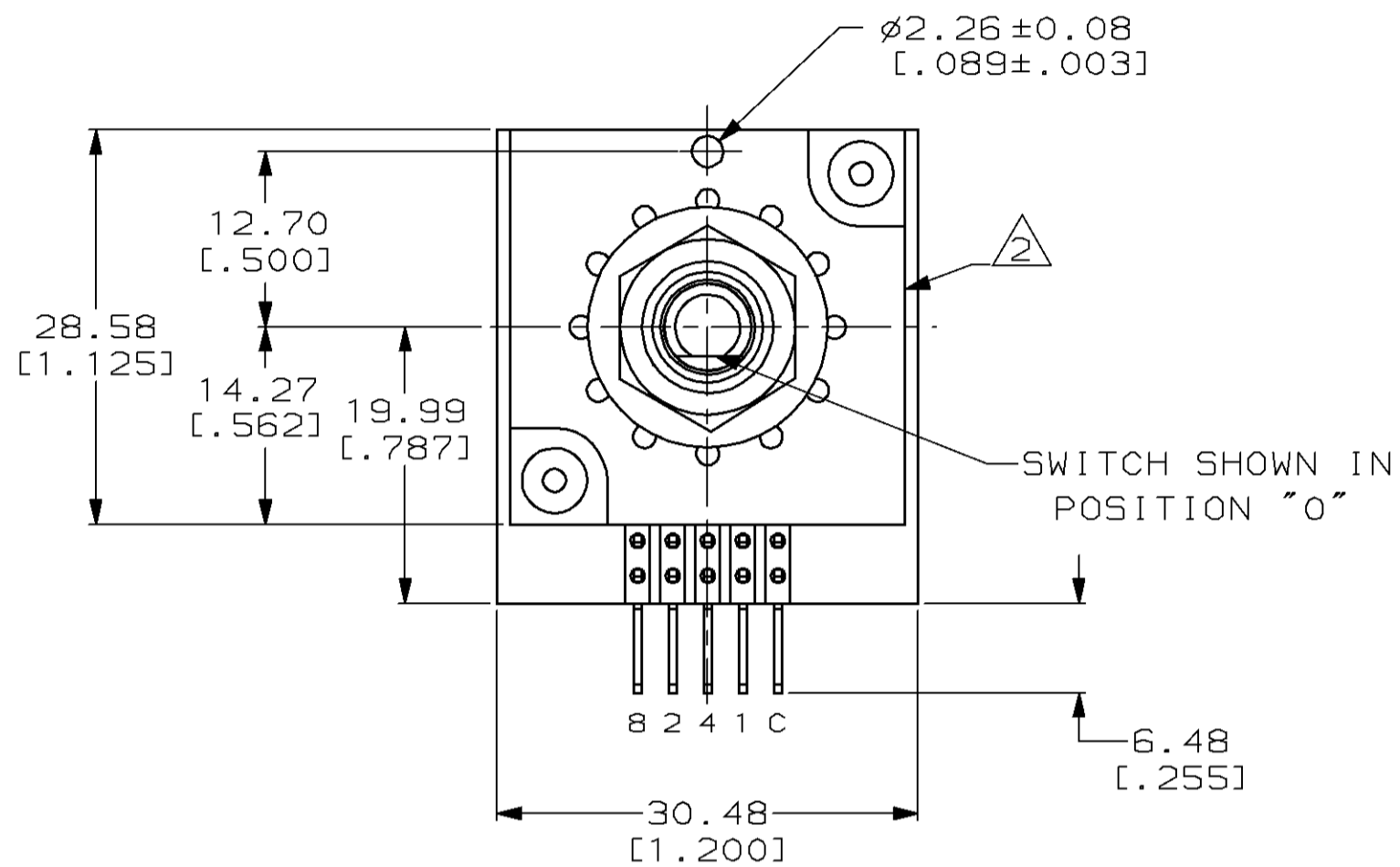
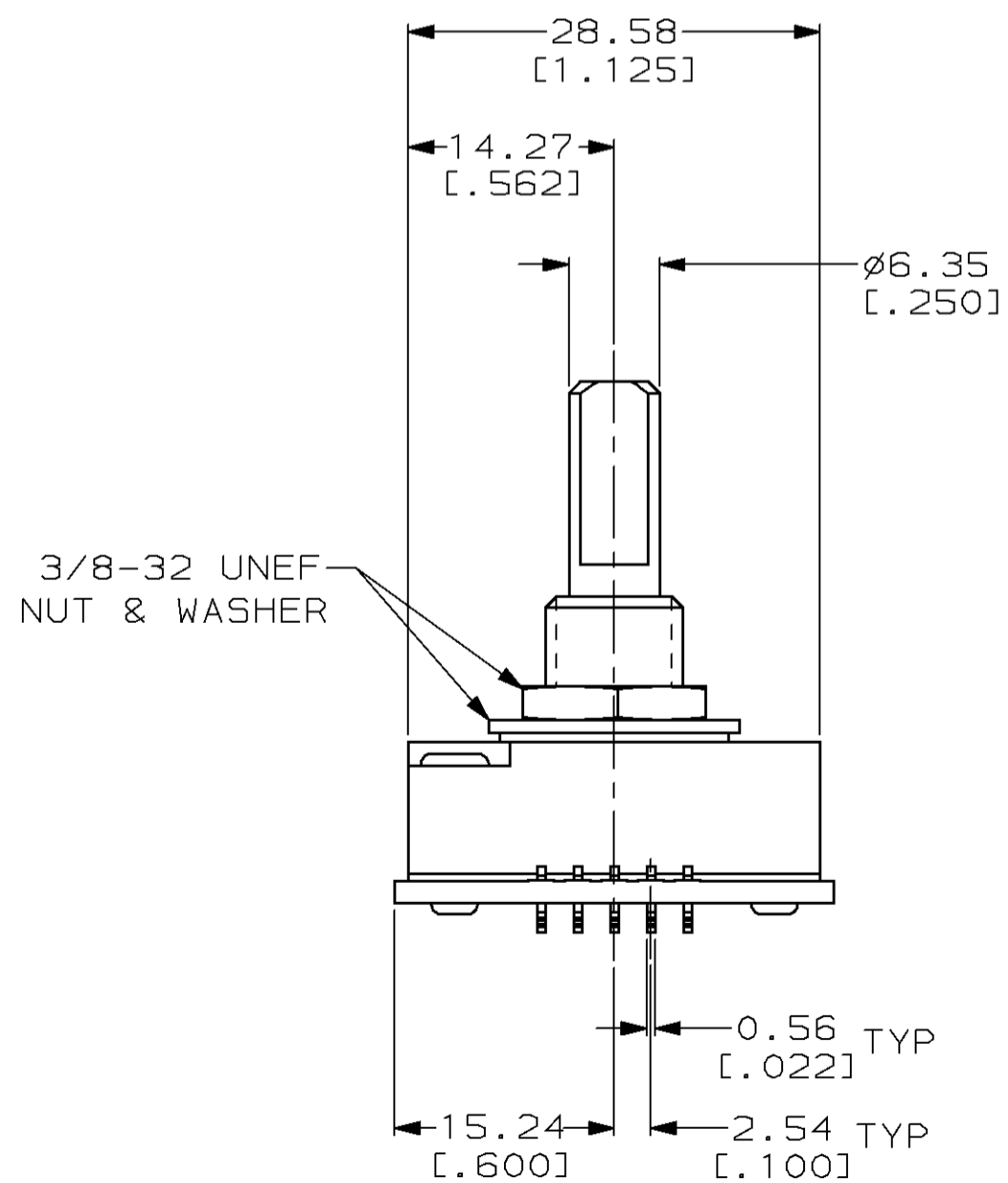


THIS DRAWING IS UNPUBLISHED. RELEASED FOR PUBLICATION  
 © COPYRIGHT 19 BY AMP INCORPORATED. ALL RIGHTS RESERVED.

| Loc |     | DIST        |                                 | REVISIONS |      |    |  |
|-----|-----|-------------|---------------------------------|-----------|------|----|--|
| P   | LTR | DESCRIPTION | DATE                            | DWN       | APVD |    |  |
| FT  | 69  | F           | REDWN ON CAD PER EC 0320-285-97 | 11-28-95  | AH   | MH |  |



- SWITCH HOUSING IS MADE OF BLACK POLYESTER.
- AMP, AMP PART NO., AND DATE CODE TO BE STAMPED WHITE ON THIS SURFACE.
- FOR ADDITIONAL SWITCH SPECIFICATIONS SEE AMP PRODUCT SPEC 108-7518.
- SWITCH POSITIONS INCREASE WHEN ROTATED IN A CLOCKWISE DIRECTION.
- TWO 0.51 [.020] THICK STOPS 435889-1 (NOT SHOWN) ARE INSTALLED BETWEEN WASHER AND HOUSING IN A NON-FUNCTIONAL POSITION. WHEN LIMITED ROTATION OF SWITCH IS DESIRED THE TOP SURFACE OF THE TOP STOP BECOMES THE MOUNTING SURFACE, THIS ALTERS DIMENSIONS FROM MOUNTING SURFACE.



| COMMON TO | POSITION |   |   |   |   |   |   |   |   |   |    |    |
|-----------|----------|---|---|---|---|---|---|---|---|---|----|----|
|           | 0        | 1 | 2 | 3 | 4 | 5 | 6 | 7 | 8 | 9 | 10 | 11 |
| 1         |          | ● |   | ● |   | ● |   | ● |   | ● |    | ●  |
| 2         |          |   | ● | ● |   |   | ● | ● |   |   | ●  | ●  |
| 4         |          |   |   |   | ● | ● | ● | ● |   |   |    |    |
| 8         |          |   |   |   |   |   |   |   | ● | ● | ●  | ●  |

BCD

436037-1  
PART NO

|   |  |                                   |   |                    |
|---|--|-----------------------------------|---|--------------------|
| THIS DRAWING IS A CONTROLLED DOCUMENT FOR AMP INCORPORATED. IT IS SUBJECT TO CHANGE AND THE CONTROLLING ENGINEERING ORGANIZATION SHOULD BE CONTACTED FOR THE LATEST REVISION. |  | DWN<br>A. HOLT<br>11-28-95        | AMP Incorporated<br>Harrisburg, PA 17105-3608 |                    |
| DIMENSIONS:<br>mm [INCHES]  |  | CHK<br>R. TALLEY<br>11-28-95      | NAME<br>M. HUDDLESTON<br>11-28-95             |                    |
| TOLERANCES UNLESS OTHERWISE SPECIFIED:<br>0 PLC ±<br>1 PLC ±<br>2 PLC ±0.25 [.010]<br>3 PLC ±<br>4 PLC ±<br>ANGLES ±<br>FINISH -  |  | APVD<br>M. HUDDLESTON<br>11-28-95 | PRODUCT SPEC<br>APPLICATION SPEC              |                    |
| MATERIAL -  |  | WEIGHT -                          | SIZE<br>A2                                    | CAGE CODE<br>00779 |
|   |  | CUSTOMER DRAWING                  | DRAWING NO<br>C=436037-1                      | SCALE<br>2:1       |
|   |  |                                   | SHEET<br>1 OF 1                               | REV<br>F           |