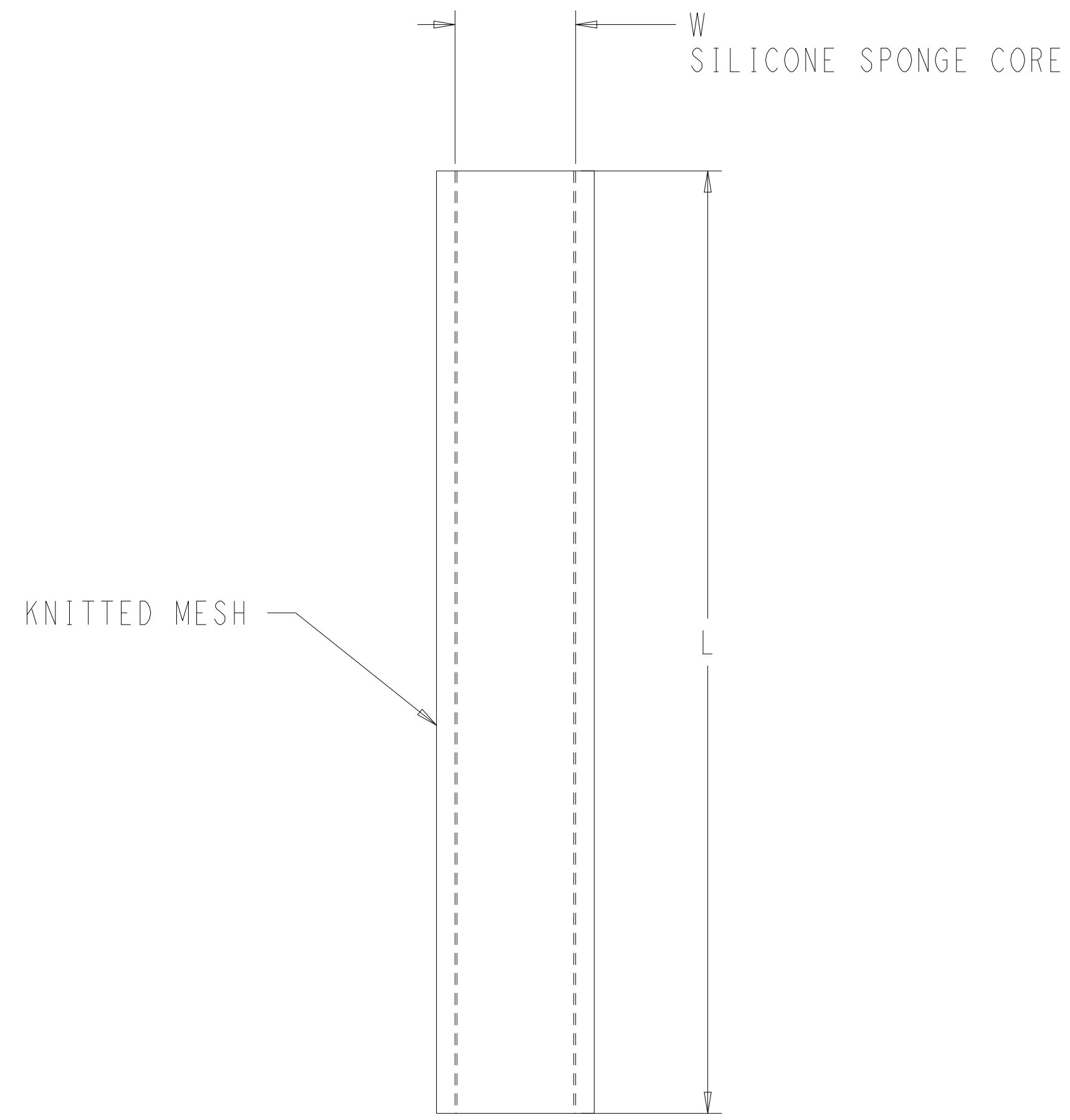
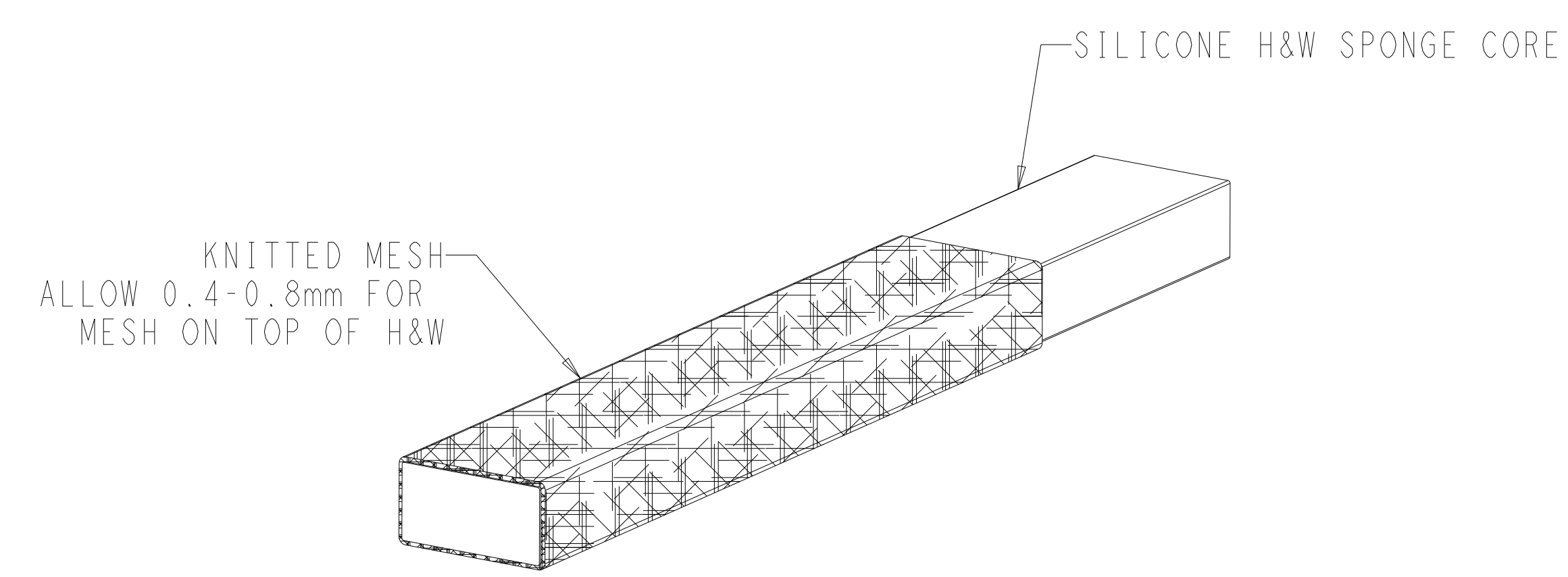
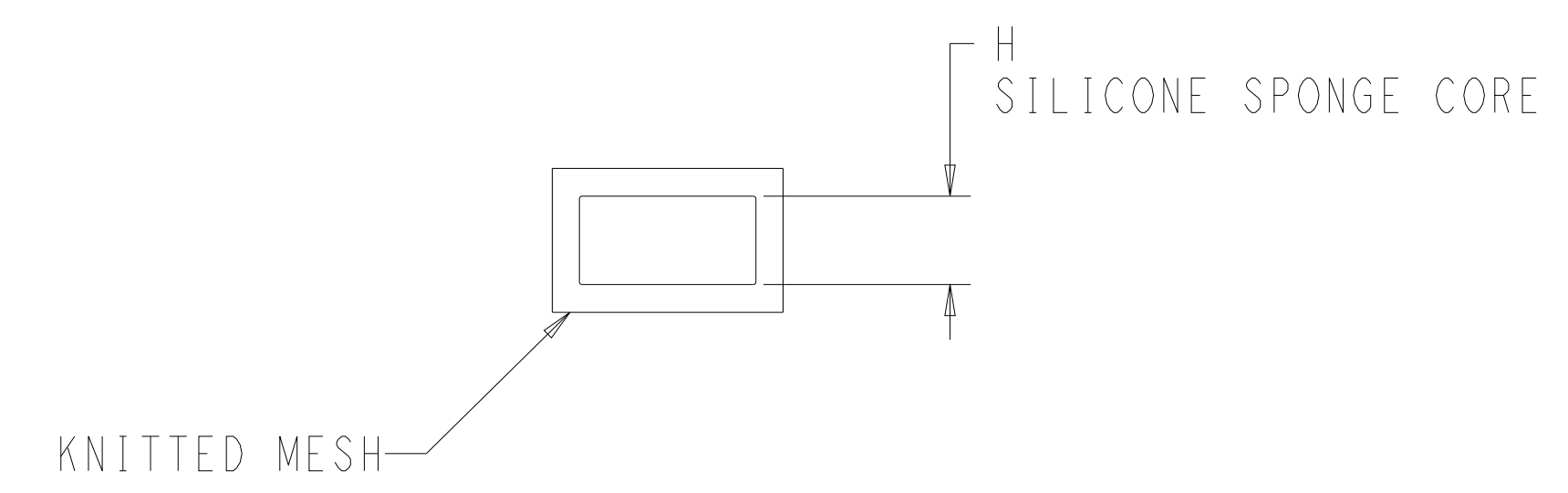


REVISIONS				
P	LTN	DESCRIPTION	DATE	APVD
A		NEW DRAWING	01AUG2022	BDA DH



GENERAL TOLERANCES  
 HEIGHT & WIDTH : UP TO 2.0mm: ±0.5mm  
 2.1 TO 10.0mm: ±0.8mm  
 10.1mm & UP: ±1.5mm



ISOMETRIC VIEW (NTS)

4.8	12.7	25000	236-0048-0127	STAINLESS STEEL (S/S†)	2423884-1
3.2	9.5	25000	236-0032-0095	STAINLESS STEEL (S/S†)	2423883-1
3.2	6.4	25000	236-0032-0064	STAINLESS STEEL (S/S†)	2423882-1
4.8	12.7	25000	234-0048-0127	TIN PLATED COPPER CLAD STEEL (TCS)	2423881-1
3.2	9.5	25000	234-0032-0095	TIN PLATED COPPER CLAD STEEL (TCS)	2423880-1
3.2	6.4	25000	234-0032-0064	TIN PLATED COPPER CLAD STEEL (TCS)	2423879-1
4.8	12.7	25000	232-0048-0127	MONEL ALLOY 400 WIRE (MON)	2423878-1
3.2	9.5	25000	232-0032-0095	MONEL ALLOY 400 WIRE (MON)	2423877-1
3.2	6.4	25000	232-0032-0064	MONEL ALLOY 400 WIRE (MON)	2423876-1
4.8	12.7	250	236-0048-0127-S	STAINLESS STEEL (S/S†)	2423829-1
3.2	9.5	250	236-0032-0095-S	STAINLESS STEEL (S/S†)	2423828-1
3.2	6.4	250	236-0032-0064-S	STAINLESS STEEL (S/S†)	2423827-1
4.8	12.7	250	234-0048-0127-S	TIN PLATED COPPER CLAD STEEL (TCS)	2423826-1
3.2	9.5	250	234-0032-0095-S	TIN PLATED COPPER CLAD STEEL (TCS)	2423825-1
3.2	6.4	250	234-0032-0064-S	TIN PLATED COPPER CLAD STEEL (TCS)	2423824-1
4.8	12.7	250	232-0048-0127-S	MONEL ALLOY 400 WIRE (MON)	2423823-1
3.2	9.5	250	232-0032-0095-S	MONEL ALLOY 400 WIRE (MON)	2423822-1
3.2	6.4	250	232-0032-0064-S	MONEL ALLOY 400 WIRE (MON)	2423821-1
CORE H	CORE W	L	ALIAS PART NUMBER	MATERIAL	PART NUMBER

THIS DRAWING IS A CONTROLLED DOCUMENT.

OWN: BASAVARAJA D A  
 CHK: B. SELVAPANDIAN  
 APVD: D. HEMMING

DATE: 01AUG2022

TE Connectivity

NAME: 23X-RECT SILICONE SPONGE CORE

SIZE: A | CAGE CODE: 00779 | DRAWING NO: 00779 | SCALE: 4:1 | SHEET 1 OF 1 | REV A

MATERIAL: SEE TABLE

RESTRICTED TO: CUSTOMER DRAWING