



## Main

Range of Product	Zelio Control
Product or Component Type	Modular measurement and control relays
Relay Type	Temperature control relays
Product Specific Application	Heating or cooling Industrial machines Packaging HVAC
Relay name	RTC

## Complementary

Outer dimension	48 x 48 mm 1/16 DIN
Analogue input type	Thermocouple thermocouple J, K, R, B, S, T, E, N, PLII, C(W/Re5-26)) Temperature probePt 100, JPt 100) Voltage 0...1 V DC Voltage 0...5 V DC Voltage 1...5 V DC Voltage 0...10 V DC Current 0...20 mA Current 4...20 mA
[Us] rated supply voltage	100...240 V AC
[Us] rated supply voltage	100...240 V AC
Supply voltage limits	85...264 V
Measurement accuracy	0.2 % full scale
Sampling duration	250 ms
Number of outputs	1 solid state output 2 1 solid state output 1
Output type	Solid state 12 V DC / 40 mA
Alarm output	1 C/O
Power consumption in VA	8 VA 250 V AC
Communication Port Protocol	Modbus RTU and ASCII
Method of access	Slave
Transmission frame	RTU/ASCII
Physical interface	RS485 non isolated
Exchange mode	Half duplex
Transmission Rate	9600, 19200 kbit/s
Function Available	PID Auto tuning
Marking	CE
Operating position	Any position
Display Type	11 segments LCD
Display digits	5
Signalling function	Process value green, orange and red Output status (OUT1, OUT2) Orange Alarm status (EV1, EV2) Orange Transmission/Reception activity (TX/TR) Orange Setpoint value Green
Mounting Support	Panel
Net Weight	4.23 oz (120 g)

## Environment

Standards	EN 61326-1 CSA C22.2 No 24-93 EN 61010-1
Product Certifications	CURus (873)
Ambient Air Temperature for Storage	-13...176 °F (-25...80 °C)
Ambient air temperature for operation	32...122 °F (0...50 °C)
Relative Humidity	35...85 % without condensation
Vibration resistance	1 gn 10...55 Hz)IEC 60068-2-6
Shock resistance	10 gn IEC 60068-2-27
IP degree of protection	IP66 IEC 60529 front face) IP20 rear)
NEMA degree of protection	NEMA 4X front face

## Ordering and shipping details

Category	22380 - RELAYS-MEASUREMENT (RM17-RM35)
Discount Schedule	CP2
GTIN	00785901862253
Nbr. of units in pkg.	32
Package weight(Lbs)	32 lb(US) (14.51 kg)
Returnability	No
Country of origin	JP

## Packing Units

Unit Type of Package 1	PCE
Package 1 Height	2.40 in (6.1 cm)
Package 1 width	2.52 in (6.4 cm)
Package 1 Length	3.43 in (8.7 cm)
Unit Type of Package 2	S02
Number of Units in Package 2	32
Package 2 Weight	11.10 lb(US) (5.035 kg)
Package 2 Height	5.91 in (15 cm)
Package 2 width	11.81 in (30 cm)
Package 2 Length	15.75 in (40 cm)
Unit Type of Package 3	PAL
Number of Units in Package 3	512
Package 3 Weight	196.34 lb(US) (89.06 kg)
Package 3 Height	29.53 in (75 cm)
Package 3 width	31.50 in (80 cm)
Package 3 Length	47.24 in (120 cm)

## Offer Sustainability

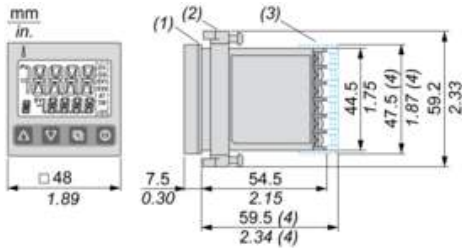
California proposition 65	WARNING: This product can expose you to chemicals including: Lead and lead compounds, which is known to the State of California to cause cancer and birth defects or other reproductive harm. For more information go to <a href="http://www.P65Warnings.ca.gov">www.P65Warnings.ca.gov</a>
REACH Regulation	<a href="#">REACH Declaration</a>
EU RoHS Directive	Pro-active compliance (Product out of EU RoHS legal scope) <a href="#">EU RoHS Declaration</a>
Mercury free	Yes
RoHS exemption information	<a href="#">Yes</a>
China RoHS Regulation	<a href="#">China RoHS Declaration</a>
Environmental Disclosure	<a href="#">Product Environmental Profile</a>

The product must be disposed on European Union markets following specific waste collection and never end up in rubbish bins.

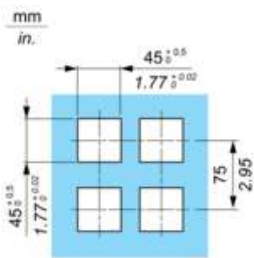
---

48 x 48 Size – 1/16 DIN Standard

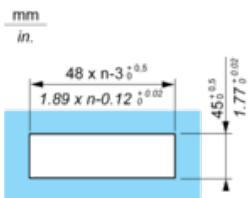
Panel Mounting : Mounting Frame Supplied



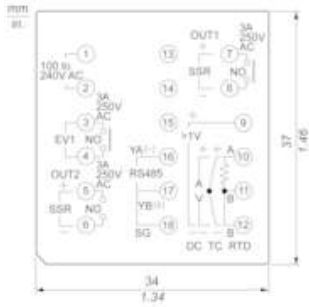
- (1) Gasket
  - (2) Mounting frame
  - (3) Terminal cover, to be ordered separately.
  - (4) When Terminal cover (sold separately) is used
- Panel cut-out



Side stick mounting: n units (water-proof property lost in this case)



Wiring Diagram



- EV : Alarm output
- OUT : Control output
- DC : DC current or DC voltage input
- TC : Thermocouple input
- RTD : Resistance temperature detector input
- RS485 : Serial communication
- SSR : Solid State relay