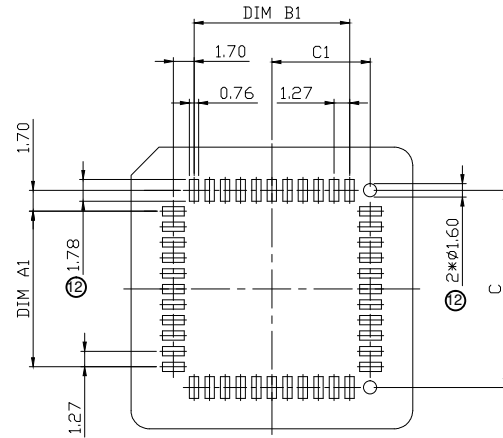
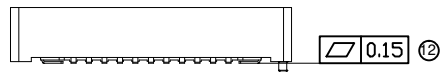


SEC:A-A

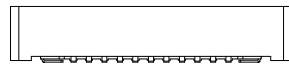


Recommended PCB LAYOUT

- Note:
- 1.MATERIAL
 - ⑫ 1.1 Housing:PPS Glass Fiber Filled,UL94 V-0,Black
 - 1.2 Contact:Phosphor Bronze
 - 2.FINISH
 - ⑫ 2.1 Contact:40-160u" Matte Tin over 40-120u" Nickel
 - 3.ELECTRICAL
 - 3.1 Current-Maximum:1.0 APM
 - ⑫ 3.2 Voltage-Maximum: 125-250V
 - ⑫ 3.3 Dielectric Strength:600V for 1 Minute
 - 3.4 Contact Resistance:20 mΩ MAX.
 - 3.5 Insulation Resistance:1000 MΩ MIN.
 - 4.MECHANICAL
 - ⑫ 4.1 Mating Force:4Kg-f MAX.
 - ⑫ 4.2 Unmating Force:0.70Kg-f MIN.
 - ⑫ 4.3 Durability (mating cycles):200 Cycles MIN.
 - 5.Operation Temperature:-40°C--+105°C
 - ⑫ 6.Soldering Temperature:+260±5°C,10 Seconds
 - 7.Packing:Tube
- Order Code:A-CCS 0xx-Z-SM Without location peg
A-CCS 0xx-Z-SM/P With location peg



With Location Peg



Without Location Peg

No. of Contact	Dimensions (mm)					
	A	A1	B	B1	C	C1
20	15.70	5.08	15.70	5.08	12.70	6.35
28	18.19	7.62	18.19	7.62	15.25	7.65
32	20.80	10.16	18.19	7.62	17.80	7.65
44	23.25	12.70	23.25	12.70	20.30	10.15
52	25.80	15.24	25.80	15.24	22.90	11.45
68	30.85	20.32	30.85	20.32	27.95	14.00
84	35.90	25.40	35.90	25.40	33.00	16.15

RoHS compliant

Unit:mm

Scale	Free	⑫	Change the plant	13.07.2023	Peter	Date	Name
TOLERANCE		⑪	Add dimension	17.05.2022	Daniel	Drawn	Hellwig
X.	±0.50	⑩	Update the plating spec	11.05.2018	Segal	Approved	Peter
X.X	±0.20	⑨	correction 32pin for old dim C acc. old rev07	23.05.2017	S.Bölling		
X.XX	±0.10	⑧	Correction 32pin dim C	28.03.2017	S.Bölling		
DIM	TOL	⑦	Update detail plating information	17.03.2016	Jesse		
X°	±1°						
Angle	TOL	Id.	Modification	Date	Name		

Customer-No.	
ASSMANN WSW-No. A-CCS 0xx-Z-SM A-CCS 0xx-Z-SM/P	
Drawing-No. ASS 0142 CO rev12	
Customer-No.	Sheet 1 / 1

