THIS DRAWING IS UNPUBLISHED. RELEASED FOR PUBLICATION
© COPYRIGHT TE Connectivity Ltd. ALL RIGHTS RESERVED.

REVISIONS

P	LTR	DESCRIPTION	DATE	DWN	APVD
	E	REVISED PER ECR-20-000721	04MAR2020	PC	SW

1. MATERIAL: CONNECTOR-NYLON UL94V-2 (WHITE).
CONTACTS-0.30 [.012] THICK COPPER ALLOY
BRIGHT TIN-LEAD 0.00203 [.000080] MINIMUM THICK FOR CONTACTS 644795-2 THRU 644795-3,
MATTE WHISKER MITIGATED TIN PLATE 0.00203 [.000080] MINIMUM THICK OVER NICKEL UNDERPLATE FOR CONTACTS 3-644795-2 THRU 3-644795-3.

2. CONTACTS ACCEPT 24 AWG WIRE WITH 1.52 [.060] MAXIMUM INSULATION DIAMETER.

3. CONTACTS MUST ACCEPT 0.36-0.51 [.014-.020] SQUARE OR ROUND POST AND REMAINED LOCKED IN POSITION.

4. IDENTIFICATION NUMBER FOR LAST CIRCUIT MAY NOT APPEAR ON ALL ASSEMBLIES.

5. DIMENSIONS IN BRACKETS ARE IN INCHES.

6. HOUSING FEATURES ARE: CLOSED END WITH LOCKING RAMP, POLARIZING TAB AND WITH LED CONTACT.

7. OBSOLETE PARTS: OBSOLETE CIS STREAMLINING PER D.RENAUD/D.SINISI

8. OBSOLETE PARTS

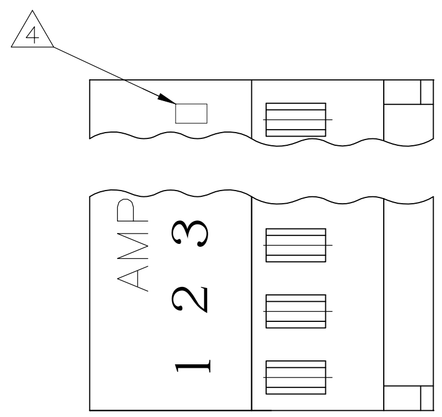

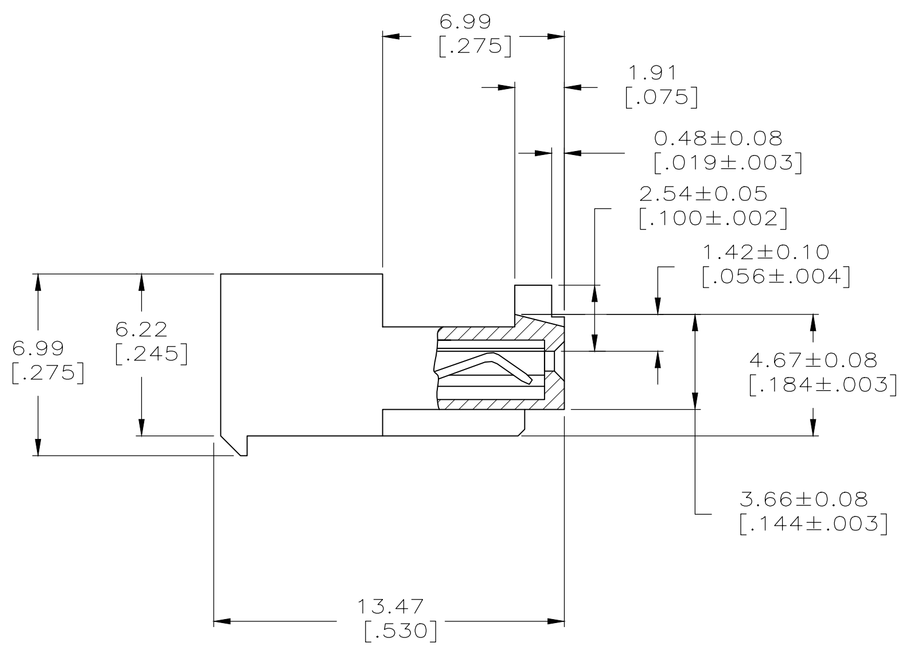

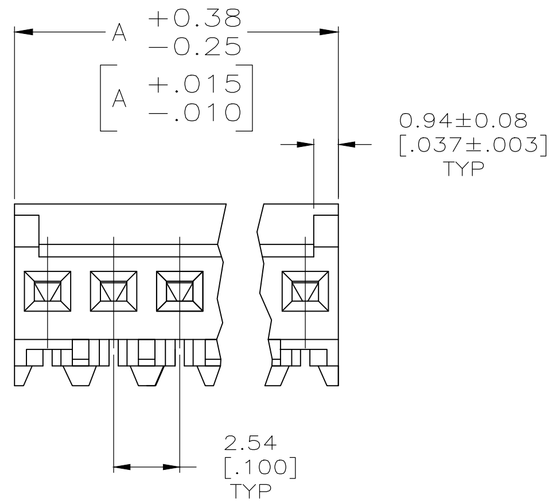

7.62 [.300]	3	3-644795-3	LEAD FREE
5.08 [.200]	2	3-644795-2	
DIM A	NO.OF POSN	ASSEMBLY	

7 SUPERSEDED	7.62 [.300]	3	~~644795-3~~	CONTAINS LEAD
8 SUPERSEDED	5.08 [.200]	2	~~644795-2~~	
	DIM A	NO.OF POSN	ASSEMBLY	

THIS DRAWING IS A CONTROLLED DOCUMENT.

DIMENSIONS: mm [INCHES]

TOLERANCES UNLESS OTHERWISE SPECIFIED:
0 PLC ±
1 PLC ±
2 PLC ± 0.13 [.005]
3 PLC ±
4 PLC ±
ANGLES ±

MATERIAL 1
FINISH 1

DWN 10-DEC-2004 S. HOOVER
CHK 10-DEC-2004 D. BOSSI
APVD 10-DEC-2004 D. BOSSI
PRODUCT SPEC 108-1050
APPLICATION SPEC 114-1019
WEIGHT

TE Connectivity Ltd.

NAME MTA-100 CONNECTOR ASSEMBLY, 24 AWG, FOR .014 TO .020 POST, SPECIAL

SIZE A1 | CAGE CODE 00779 | DRAWING NO C-644795 | RESTRICTED TO

CUSTOMER DRAWING | SCALE 6:1 | SHEET 1 OF 1 | REV E

4805 (1/15)